

Organizers

Cabinet Organizers

Waste Container Organization

NEW Wood Bottom-Mount Trash Can Pullout with Door Kit	318-319
NEW Wood Bottom-Mount Trash Can Pullout for Hinged Doors	321
Metal Drawer Box Trash Can Pullout	322
Storage with Style® Trash Can Pullout	323
Wood Top Mount with Soft-close	324-325
Economy Soft-close Trash Can Pullout	326
Wire Bottom Mount	327
Cans & Lids	328

Base Cabinet Organization

"No Wiggle" Base Pullout	333-334
"No Wiggle" Knife Block Pullout	335
"No Wiggle" Utensil Pullout	336
"No Wiggle" Drawer Base Pullout	337
"No Wiggle" Tray Divider Pullout	338
"No Wiggle" Base Filler Pullouts	339
Peg Board Filler Pullout	340
Appliance Lift	341
NEW Double-Drawer Bottle Rollout	343
NEW Single and Double-Drawer Cookware Rollouts	344-345
Easy-to-Install Rollout Drawers	346
NEW Under-Sink Silicone Mat	347

Corner Organization

Blind Corner Swingout	350-351
Blind Corner Sliding Door	352-353
Easy 360 Susan	354-355
Storage with Style® Blind Corner Pullout	356-357
Premium Wood Lazy Susan Kits	358-359
Premium Wood Lazy Susan Shelves & Poles	360-361
Premium Wood Swivel Lazy Susan	362
Economy Wire Swivel Lazy Susan	363
Economy Banded Swivel Lazy Susan	364
Economy Banded Lazy Susan Kits	365
Plastic Lazy Susan with Chrome Hub Kits	366
Economy Plastic Lazy Susan Kits	367
Plastic Pie-cut Lazy Susan	368
Half-moon Lazy Susan	369

Pantry Organization

Premium Chrome Swingout	374-375
Premium Chrome Pullout	376
Wood Pullout	377
Wood Swingout	378
Wood Door Mount	379
Build Your Own Rollouts	380
Quick Tray Pilaster System	381
Dovetail Drawer Boxes & Linear Material	382-383
Slide Mounting Kit for Ball Bearing Slides	384
Rear Mounting Block for Undermount Slides	385

Drawer Organization

Double Cutlery Drawer	388
Angled Utensil Insert	389
Cutlery Insert	390
NEW SlimLine Cutlery Insert	391
Knife Block Insert	392
Spice Tray Insert	393
NEW Double Coffee Drawer	394
NEW Adjustable Drop-In Coffee Pod Insert	395
Peg Board Insert	396
Peg Board Accessories	397
Tipout Tray & Kits – Stainless Steel	398
Tipout Tray & Kits – White	399

Wall Cabinet Organization

"No Wiggle" Wall Pullout	402
Wall Filler Pullout	403
Wire Tray Divider	404
Wooden Tray Divider	405
Door Mounted Spice Racks	406

Wooden Stemware Rack	407
Wooden Wine Bottle Lattice	408
Wooden Bottle Rack & Wire Stemware	409

Storage with Style®

Blind Corner Pullout	412-413
Base Pullout	414
Drawer Base Pullout	415
Utensil Base Pullout	416
Pot & Lid Organizer Pullout	417
Trash Can Pullout	418
Pullout Basket & Pilaster System	419

Easy to Install Organizers

Pullout Baskets	421
Trash Can Pullouts	422
Trash Cans & Lids	423
Cleaning Supply Caddy	424
Pullout Pot & Lid Organizers	425
Door Mounted Tray System	426
Single Shelf Lazy Susan	427
3-Tier Spice Pulldown	428
Sink Front Tipout Trays	429
Under Cabinet Stemware Rack	430
Under Cabinet Bottle Rack	430
U-Shaped Tray Divider	431
3-Tier Dishcloth Rack	431
Over the Door Towel Bar	431

Bathroom Organization

Powered Vanity Drawer	436-437
"No Wiggle" Vanity Pullout	438-439
NEW Wood Bottom-Mount Soft-Close Vanity Trash Can Pullout	440
NEW SlimLine Vanity Drawer Inserts	441
Wire Cleaning Supply Caddy	442
Wire Basket Rollout	443
Easy-to-Install Rollout Drawers	444

NorthPoint Cabinetry®

Cross Reference Guide 445-451

Closet Organizers

Shoe Fence	456
Pullout Baskets	457-459
Pullout Nylon Hamper	460
Pullout Plastic Hamper	461
Pullout Pant Rack	462
14" Belt Rack	463
14" Tie Rack	463
Tri-Level Tie Organizer	464
Cascading Tie Organizer	465
12" Sliding Belt & Tie Racks	466
Valet Rod	466
Screw-Mount Racks	467
Telescoping Valet Rod	468
Laundry Valet	469
Wardrobe Lifts	470-471
Jewelry Trays	472
Hooks	473
Oval Closet Rods	474-475
Round Closet Rods	476-479
Task Lighting & Power Products for Closets	480-483
Custom Dovetail Drawer Boxes for Closets	484-485
Shelf Supports	486-490
Heavy-duty Shelf Utility Bracket	491

What's New in Organizers?



NEW Wood Bottom-Mount Soft-Close Vanity Trash Can Pullout

Neatly tuck away trash cans underneath a vanity with this beautiful solid wood soft-close trash can pullout. A convenient storage area allows for storage of trash can liners, paper towels, or cleaning solutions. The trash cans are available in black, grey, and white.

See details on page 440

NEW 21" Wood Bottom-Mount Soft-Close Trash Can Pullout with Door Kit

Neatly tuck away trash cans with this beautiful solid wood soft-close trash can pullout. Behind two side-by-side 35 qt. trash cans is a convenient storage area for organization of trash can liners, paper towels, or cleaning solutions. The trash cans are available in black, grey, and white.

See details on page 318



NEW Under-Sink Silicone Mat

Protect sink base cabinets from damage caused by water leaks. High-quality grey silicone material is easy to clean and features a stylish honeycomb pattern.

See details on page 347



What's New in Organizers?

NEW Adjustable Drop-In Coffee Pod Drawer Insert



Maximize storage of coffee pods and accessories in an existing drawer with a drop-in organizer. Available in two convenient sizes and fits a variety of drawer widths.

See details on page 395

NEW Double Coffee Drawer



Create a dedicated coffee storage drawer with this fully assembled drawer replacement organizer. Features a top tier for coffee pods and a bottom tier for additional item storage.

See details on page 394

NEW Drop-in Drawer Inserts for Kitchen & Bath



Tame drawer clutter in the kitchen with cutlery inserts, now available with slimmer material profiles.

See details on page 391



Bathroom vanity drawers are more organized than ever with this drop-in insert for cosmetics, shaving supplies, hair accessories, and more.

See details on page 441

Maximize every inch

Wall Storage Solutions

Maximize cabinet storage with wall cabinet solutions. From cabinet pullouts and bakeware organizers to spice racks and wine accessories, we can help you create the most beautiful and organized kitchen.

Corner Solutions

Conquer corner cabinet clutter with lazy susans that spin to bring goods stored at the back of the cabinet to your fingertips.

Pullout Solutions

Organize cookware, bakeware, knives, utensils, bottles, boxes, and more with our wide variety of base cabinet pullouts and rollouts.

of your new kitchen

Drawer Solutions

Tame drawer clutter with quality wood drawer organizers. From complete drawer solutions to drop-in inserts, these products will help organize everything from cutlery to spices.

Waste Container Solutions

Neatly tuck away trash cans with a waste container solution. With our range of styles and materials, we have a solution that will enhance your design and optimize the budget.

PULLOUT SOLUTIONS

Maximize cabinet storage with Hardware Resources' base cabinet solutions. From cabinet pullouts to mixer lifts, we can help you make the most of a beautiful and organized kitchen.



KBPO-85C
Page 335

"No Wiggle" Knife Block Pullout

Keep knives stored away with this innovative pullout featuring a magnetic slot that won't dull your blades.



BPO2-55C
Pages 333

"No Wiggle" Pullout

The star of the kitchen!

Bring your cabinet contents within easy reach. Our patented design eliminates the wiggle, keeping your contents secure.



ROBTD21-WB
Page 343

Water Bottle Rollout

This innovative rollout features a 15-bottle grid to neatly and securely store bottles of all kinds.



ROCWD21-WB
Page 345

Cookware Rollout

Home cooks will appreciate the easy vertical access to all of their cookware and the optional top drawer for accessories.



ML-1CH
Page 341

Appliance Lift with Soft-Close

No more lifting heavy appliances — let our lift bring your mixer, coffee machine, air fryer, or other appliance to counter level.

WASTE CONTAINER SOLUTIONS



Premium Wood Bottom Mount with Door Kit
Beautiful solid wood drawer box with concealed soft-close slides and patented door mounting system.

Neatly tuck away trash cans with a Hardware Resources waste container solution. From top or bottom mount options to premium wood or economy wire, we have a solution that will enhance your design and optimize the budget.



Storage with Style® Trash Can Pullout
Tuck away trash cans in style with two trending finish options. See pages 308-319 for coordinating full product offering.



Economy Wire Trash Can System
Practical and versatile with three finish options.



Premium Wood Bottom Mount
Beautiful solid wood drawer box with concealed soft-close slides.



Wood Top Mount Trash Can System
Low profile design, soft-closes into cabinet with mounted door.

PANTRY SOLUTIONS

Organize everyone's favorite spot in the kitchen with a Hardware Resources pantry solution. From the traditional pantry pullout to our innovative pantry swingout, we have a solution for pantry storage needs.



PSO45 & PDM45 (2)
Pages 378-379

Premium Wood Swingout and Door Mount Shelves

Gain full access to all your pantry items with swingout and door mounted shelves.



PP02-1448
Page 377

Premium Wood Pullout

Natural solid wood pullout on heavy-duty slides.



CPP01563SC
Page 376

Premium Chrome Pullout

Heavy-duty soft-close pantry pullout with stylish chrome accents.



Premium Chrome Swingout

Pivots 90 degrees when fully extended, making the back of the pantry easily accessible.



CPS01574SC
Pages 375

is how you **Organize It**

DRAWER SOLUTIONS

Tame drawer clutter with Hardware Resources' drawer organizers. From complete drawer solutions to drop-in inserts, these products will help organize everything from cutlery to cookware.



KCCO15
Page 395

Adjustable Drop-In Coffee Pod Drawer Insert

Maximize storage of coffee pods and accessories in an existing drawer with a drop-in organizer.



KNCD21
Page 394

Double Coffee Drawer

Double drawer maximizes storage while keeping coffee pods organized and out of sight.



PEG-9
Page 396

Pegboard Organizer Insert

Beautiful solid wood pegboard drops into drawer for customizable organization.



SPO15-B18
Page 393

Spice Tray Drawer Insert

Tiered and tilted design allows you to easily see your spices.



CO21A
Page 391

SlimLine Cutlery Drawer Insert

Beautiful natural wood divider simply drops into drawer.



KO18-B21
Page 392

Knife Block Drawer Insert

Get your knife block off the counter and into your drawer with this knife block insert.

CORNER SOLUTIONS

With Hardware Resources' blind corner solutions, unused cabinet space is a thing of the past. The variety of available options ensures that we have a solution that will fit your design and style.



Also available in white plastic

HMLS-W-3212
Page 369

Half-Moon Lazy Susan

Shelves pivot then slide out for full access in hard to reach blind corners. Available in wood and plastic options to meet any budget.



Plastic Lazy Susan

Economical and easy-to-clean plastic trays rotate 360 degrees in either base or wall cabinets.



Premium Wood Lazy Susan

360 degree rotation brings rear storage to the front in either base or wall cabinets.



Blind Corner Swingout

Double shelves that independently pull out of the cabinet allow easy access to the back of the cabinet.



Storage with Style® Blind Corner Pullout

With a universal design for left or right-hand blind corners, all four baskets pull out of the cabinet for full access of your cabinet.

WALL STORAGE SOLUTIONS

Maximize cabinet storage with Hardware Resources' wall cabinet solutions. From cabinet pullouts and bakeware organizers to spice racks and wine accessories, we can help you make the most beautiful and organized kitchen.



SR30 & WR36MP
Pages 407-408

Bottle Lattice and Stemware Rack


Showcase your wine collection with a beautiful wine bottle wooden lattice rack and coordinating stemware rack.



WPO2-268SC
Page 402

"No Wiggle" Wall Cabinet Pullouts

Pullout shelves keep everything within your reach.



TD3
Page 405

Wooden Tray Divider

Stores pans, platters, trays, and baking sheets.



SPR9A
Page 406

Door Mount Spice Racks

Maximize your space by adding storage on your cabinet door, freeing up shelf space.

Easy-Install Kitchen Organizers are

After cabinets have been ordered and even after cabinets have been installed, your customer may want to add additional Organizers to their new cabinets. These professional-grade Organizers are designed to fit standard 1-1/2" face frame cabinets and are easy to install after the cabinets have been made.



**Bottom Mount
Trash Can Pullouts**
Install quickly with
just a few screws
See pages 318-321



Under-Sink Silicone Mat
Protects sink base
cabinets from water
damage
See page 347



Tray Dividers
Keep trays and bakeware
in easy reach
See pages 404-405



Drawer Inserts
Organize plates, bowls,
pots, lids, knives, cutlery,
spices, and coffee pods
See pages 388-397



**Shelf-Mounted
Rollout Drawers**
Bring back-of-cabinet
storage to your fingertips
See page 346



Lazy Susans
Economical and easy-to-
clean plastic trays rotate
360 degrees in either
base or wall cabinets
See pages 358-371

ideal for after cabinets are in place



Look for this logo throughout our Organizer selection for items that are easy to install after the cabinets are in place.



Wall Cabinet Pullouts

Organize wall cabinets for foodstuffs and kitchen gadgets


See pages 402-403



Door Mounted Spice Racks

2 styles available. Reclaim the cabinet door for storage

See page 406



Wire Stemware Rack

Install this rack under wall cabinets with just 2 screws

See page 407




Tipout Trays

No more false drawers in front of sinks

See pages 398-399

ALSO AVAILABLE:

See our full line of 11 Minute Organizers, an easy-to-install and economical option, on pages 420-431



Wire Bottom Mount Trash Can Pullout

Economic and simple design makes installation easy

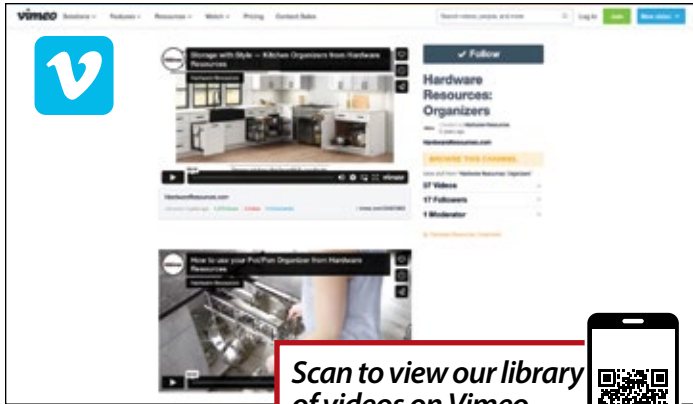
See page 422



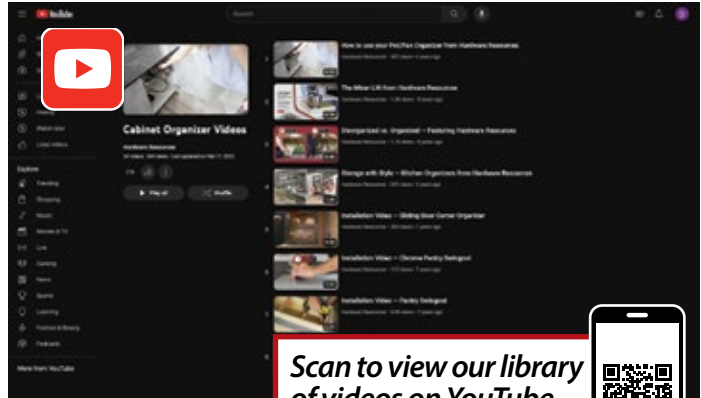
Pullout Pot & Lid Organizers

Store cookware within reach, easily installs with just 4 screws

See page 425



Scan to view our library of videos on Vimeo
<https://delivr.com/2hezp>



Scan to view our library of videos on YouTube
<https://delivr.com/2htr4>



Installation Videos

Installation videos for many of our organizers can be found on our website and also on our Vimeo channel.




Look for this symbol throughout our catalog to jump to the video


Scan to watch the installation video
<http://delivr.com/2knjc>



Marketing & Overview Videos




NEW Bottle & Cookware Rollouts Overview Video (ROBTD, ROCWS, ROCWD)
delivr.com/2knjc




"No Wiggle" Knife Base Pullout (KBPO) Overview Video
vimeo.com/445467837




"No Wiggle" Pullout (BPO2) Comparison Video
vimeo.com/179339278




Organizers Benefits Video
vimeo.com/139974007




Organizers Overview
vimeo.com/154315251



Powered Vanity Drawer (PVG) Overview Video
vimeo.com/573145505




Rollouts and Highbacks Product Overview Video
vimeo.com/124835512



Some things shouldn't wiggle (BPO2)
vimeo.com/181622344

Installation Videos


Video Resources



Appliance/Mixer Lift (ML-1) Installation Video
vimeo.com/224538954



NEW Bottle & Cookware Rollouts Installation Video (ROBTD, ROCWS, ROCWD)
delivr.com/2s2y4



Blind Corner Swingout (BCSO) Installation Video
vimeo.com/217732515




Blind Corner Pullout (CS-SHM) Installation Video
vimeo.com/138979481



Chrome Pantry Pullout (CPPO) Installation Video
vimeo.com/138979659




Chrome Pantry Swingout (CPSO) Installation Video
vimeo.com/138979839




Double Cutlery Drawer (CD) (KNCD) Installation Video
vimeo.com/138980141




Easy Susan (CS-ES360) Installation Video
vimeo.com/138980424




Economy Banded Lazy Susan Kit (BLSR2) Installation Video
vimeo.com/107958473




Economy Soft-Close Trash Can Pullout (WC-EMBM) Installation Video
vimeo.com/459137680



Half-Moon Lazy Susan (HMLS) Installation Video
vimeo.com/238951023



Kidney Lazy Susan Kit with Twist & Lock Pole (LSK2) Installation Video
vimeo.com/198413723



'No Wiggle' Knife Base Pullout (KBPO) Installation Video
vimeo.com/430347835



'No Wiggle' Pullout (BPO2) Installation + Tips Video
vimeo.com/180934686



Pie-Cut Lazy Susan (PLSP) Installation Video
vimeo.com/246822235



Plastic Lazy Susan with Chrome Hubs and Twist & Lock Pole (PLSM) Installation Video
vimeo.com/198411317




Powered Vanity Drawer (PVG D) Installation Video
vimeo.com/566654047



Round Lazy Susan Kit with Twist & Lock Pole (LSR2) Installation Video
vimeo.com/198414071




Round Plastic Lazy Susan with Twist & Lock Pole (PLS) Installation Video
vimeo.com/166805283



Single Shelf Lazy Susan (LSK-S) Installation Video
vimeo.com/198413388



Sliding Door Corner Organizer (CS-SDCO) Installation Video
vimeo.com/138977318




SWS Baskets Installation Video
vimeo.com/294441085



SWS Blind Corner Organizer Installation Video
vimeo.com/473706302



SWS Pot/Lid Installation Video
vimeo.com/248331955



SWS Trash Can Installation Video
vimeo.com/248331963



Top Mount Trash Can System (CAN-TM) Installation Video
vimeo.com/138980671



Wood Bottom-Mount Trash Can (CAN-WBM) Installation Video
vimeo.com/198411837



Wood Bottom-Mount Trash Can with Door Brackets (CDM-WBM) Installation Video
vimeo.com/198413216



Wood Pantry Pullout (PPO2) Installation Video
vimeo.com/198408615



Wood Pantry Swingout & Door Mount (PSO & PDM) Installation Video
vimeo.com/138980578

WASTE CONTAINER ORGANIZATION



Storage with Style® Trash Can Pullout
Page 323




NEW SIZES
Premium Wood Bottom-Mount with Door Kit
Pages 318-319



Metal Drawer Box Trash Can Pullout
Page 322

Waste Container Organization


Neatly tuck away trash cans with a Hardware Resources waste container solution. From top- or bottom-mount options to premium wood or economy wire, we have a solution that will enhance your design and fit any budget.



**Wood Top Mount with
Soft-Close**
Pages 324-325



NEW SIZES
Premium Wood Bottom-Mount
Page 321



Wire Bottom-Mount
Page 327

Wood Bottom-Mount Soft-Close Trash Can Pullout with Door Kit



No kitchen is complete without a trash can pullout. Keep cans out of sight with our most popular organizer that features a mounted door for easy access.



- Features patented 6-way adjustable door-mounting brackets for easy door installation (pictured)
- Designed for cabinets with minimum opening widths 12"-21"
- Ships fully assembled and quickly mounts to the cabinet floor using four screws (included)
- Includes heavy-duty plastic trash can(s) in 35 qt. or 50 qt. and in Black, White, or Grey finishes (50 qt. cans require full-height cabinet)
- 12" single can units include a chrome-plated wire basket storage area for trash bags
- 21" double can units include a wooden storage area for trash bags
- Features 100 lb. full-extension, soft-close concealed undermount slides (preinstalled)
- UV-coated and edgebanded birch plywood construction
- Compatible with NorthPoint Cabinetry® and all other cabinetry meeting the minimum opening listed in the chart
- Includes double-sided adhesive tape to hold the door for alignment during installation



PATENTS
9,661,924
& 10,028,581



Scan to watch the installation video
<http://delivr.com/2rstv>



Wood Bottom-Mount Soft-Close Trash Can Pullout with Door Kit

Cabinet Organizers



CDM-WBMD3521B



CDM-WBMD3521WH



CDM-WBMD3521G

	<i>Description</i>	<i>Can Color</i>	<i>Width</i>	<i>Depth</i>	<i>Height</i>	<i>Min. Opening</i>	<i>Standard Cab. Size</i>	<i>Weight Capacity</i>	<i>Ctn Qty</i>
CDM-WBMS35B	Single 35 qt.	Black	12"	21-3/8"	19-3/4"	11-1/2"	15" base	100 lb.	1
CDM-WBMS35WH	Single 35 qt.	White	12"	21-3/8"	19-3/4"	11-1/2"	15" base	100 lb.	1
CDM-WBMS35G	Single 35 qt.	Grey	12"	21-3/8"	19-3/4"	11-1/2"	15" base	100 lb.	1
CDM-WBMS50B	Single 50 qt.	Black	12"	21-3/8"	24"	11-1/2"	15" full-height base	100 lb.	1
CDM-WBMS50WH	Single 50 qt.	White	12"	21-3/8"	24"	11-1/2"	15" full-height base	100 lb.	1
CDM-WBMS50G	Single 50 qt.	Grey	12"	21-3/8"	24"	11-1/2"	15" full-height base	100 lb.	1
CDM-WBMD35B	Double 35 qt.	Black	15"	21-3/8"	19-3/4"	14-1/2"	18" base	100 lb.	1
CDM-WBMD35WH	Double 35 qt.	White	15"	21-3/8"	19-3/4"	14-1/2"	18" base	100 lb.	1
CDM-WBMD35G	Double 35 qt.	Grey	15"	21-3/8"	19-3/4"	14-1/2"	18" base	100 lb.	1
CDM-WBMD50B	Double 50 qt.	Black	15"	21-3/8"	24"	15"	18" full-height base	100 lb.	1
CDM-WBMD50WH	Double 50 qt.	White	15"	21-3/8"	24"	15"	18" full-height base	100 lb.	1
CDM-WBMD50G	Double 50 qt.	Grey	15"	21-3/8"	24"	15"	18" full-height base	100 lb.	1
CDM-WBMD3518B	Double 35 qt.	Black	18"	21-3/8"	19-3/4"	18"	21" base	100 lb.	1
CDM-WBMD3518WH	Double 35 qt.	White	18"	21-3/8"	19-3/4"	18"	21" base	100 lb.	1
CDM-WBMD3518G	Double 35 qt.	Grey	18"	21-3/8"	19-3/4"	18"	21" base	100 lb.	1
CDM-WBMD5018B	Double 50 qt.	Black	18"	21-3/8"	24"	18"	21" full-height base	100 lb.	1
CDM-WBMD5018WH	Double 50 qt.	White	18"	21-3/8"	24"	18"	21" full-height base	100 lb.	1
CDM-WBMD5018G	Double 50 qt.	Grey	18"	21-3/8"	24"	18"	21" full-height base	100 lb.	1
CDM-WBMD3521B	NEW Double 35 qt.	Black	18-3/8"	21-3/8"	19-13/16"	21"	24" base	100 lb.	1
CDM-WBMD3521WH	NEW Double 35 qt.	White	18-3/8"	21-3/8"	19-13/16"	21"	24" base	100 lb.	1
CDM-WBMD3521G	NEW Double 35 qt.	Grey	18-3/8"	21-3/8"	19-13/16"	21"	24" base	100 lb.	1

Included screws: 4 #8 X1 Coarse-Thread Wood Screws (for Cabinet), 4 #6 X 1/2" Coarse-Thread Screws (for Door)

What makes a great trash can pullout?



Cans available in 2 sizes and 3 colors

Dovetail joints


UV-Coated White Birch material

Ships fully assembled and quickly mounts to cabinet floor with 4 screws (included)

Double sided foam tape for simple door mounting

Concealed, soft-close slides included (preinstalled)

Integrated 6-way adjustable door mounting brackets (CDM-WBM only)



CDM-WBM with mounted door kit

Scan QR to watch the installation video



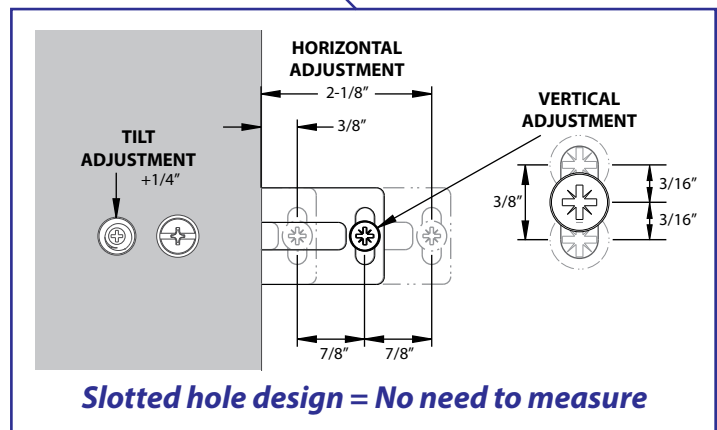
<http://delivr.com/2RSTV>

CAN-WBM for hinged door cabinets

Scan QR to watch the installation video



<http://delivr.com/2V2YC>





Wood Bottom-mount Soft-Close Trash Can Pullout for Hinged Doors

Cabinet Organizers

Complete your kitchen project with our most popular trash can pullout for hinged door application



- Designed for cabinets with 12" (single can), 15" (double can), or 18" (double can) minimum opening widths
- Ships fully assembled and quickly mounts to the cabinet floor using four screws (included)
- Includes heavy-duty plastic trash can(s) in 35 qt. or 50 qt. and in Black, White, or Grey finishes (50 qt. cans require full-height cabinet)
- 12" single can units include a chrome-plated wire basket for storage of trash bags
- Features 100 lb. full-extension, soft-close concealed undermount slides (preinstalled)
- UV-coated and edgebanded birch plywood construction
- Compatible with NorthPoint Cabinetry® and all other cabinetry meeting the minimum opening listed below



	Description	Can Color	Width	Depth	Height	Min. Opening	Standard Cab. Size	Weight Capacity	Ctn Qty
CAN-WBMS35B	Single 35 qt.	Black	12"	21-3/8"	19-3/4"	11-1/2"	15" base	100 lb.	1
CAN-WBMS35WH	Single 35 qt.	White	12"	21-3/8"	19-3/4"	11-1/2"	15" base	100 lb.	1
CAN-WBMS35G	Single 35 qt.	Grey	12"	21-3/8"	19-3/4"	11-1/2"	15" base	100 lb.	1
CAN-WBMS50B	Single 50 qt.	Black	12"	21-3/8"	24"	11-1/2"	15" full-height base	100 lb.	1
CAN-WBMS50WH	Single 50 qt.	White	12"	21-3/8"	24"	11-1/2"	15" full-height base	100 lb.	1
CAN-WBMS50G	Single 50 qt.	Grey	12"	21-3/8"	24"	11-1/2"	15" full-height base	100 lb.	1
CAN-WBMD35B	Double 35 qt.	Black	15"	21-3/8"	19-3/4"	14-1/2"	18" base	100 lb.	1
CAN-WBMD35WH	Double 35 qt.	White	15"	21-3/8"	19-3/4"	14-1/2"	18" base	100 lb.	1
CAN-WBMD35G	Double 35 qt.	Grey	15"	21-3/8"	19-3/4"	14-1/2"	18" base	100 lb.	1
CAN-WBMD50B	Double 50 qt.	Black	15"	21-3/8"	24"	15"	18" full-height base	100 lb.	1
CAN-WBMD50WH	Double 50 qt.	White	15"	21-3/8"	24"	15"	18" full-height base	100 lb.	1
CAN-WBMD50G	Double 50 qt.	Grey	15"	21-3/8"	24"	15"	18" full-height base	100 lb.	1
CAN-WBMD3518B	Double 35 qt.	Black	18"	21-3/8"	19-3/4"	18"	21" base	100 lb.	1
CAN-WBMD3518WH	Double 35 qt.	White	18"	21-3/8"	19-3/4"	18"	21" base	100 lb.	1
CAN-WBMD3518G	Double 35 qt.	Grey	18"	21-3/8"	19-3/4"	18"	21" base	100 lb.	1
CAN-WBMD5018B	Double 50 qt.	Black	18"	21-3/8"	24"	18"	21" full-height base	100 lb.	1
CAN-WBMD5018WH	Double 50 qt.	White	18"	21-3/8"	24"	18"	21" full-height base	100 lb.	1
CAN-WBMD5018G	Double 50 qt.	Grey	18"	21-3/8"	24"	18"	21" full-height base	100 lb.	1

Included screws: 4 #8 X1 Coarse-Thread Wood Screws

Waste Container Organization: Metal Drawer Box Trash Can Pullout

Add a modern touch with this stylish metal trash can pullout featuring door-mounted application for easy access



SHIPS FULLY ASSEMBLED



Designed to fit standard 1-1/2" face frame openings

Narrow 7" height double-wall metal drawer box maximizes cabinet space allowing for a single can pullout to fit in a 12" cabinet opening and the double can units to fit in a 15" cabinet opening

Ships fully assembled and quickly mounts to the cabinet floor using four screws (included)

Includes heavy-duty plastic trash can(s) in 35 qt. or 50 qt. and in Grey finish (50 qt. cans require full-height cabinet)

Integrated door brackets with vertical and horizontal adjustment

Smooth soft-close synchronized slides with 100 lb. capacity

Compatible with NorthPoint Cabinetry® and all other cabinetry meeting the minimum opening listed below



Scan to watch the installation video


<https://delivr.com/2hmwh>

	Description	Can Color	Width	Depth	Height	Min. Opening	Standard Cab. Size	Weight Capacity	Ctn Qty
CAN-MDB5-S35G	Single 35 qt.	Grey	12"	21"	20"	12"	15" base	100 lb.	1
CAN-MDB5-D35G	Double 35 qt.	Grey	15"	21"	20"	15"	18" base	100 lb.	1
CAN-MDB5-D50G	Double 50 qt.	Grey	15"	21"	24"	15"	18" full-height base	100 lb.	1


Screws included

Waste Container Organization: Storage with Style Trash Can Pullout

Add a designer's touch with flat-wire design and two stylish finishes



- Ships fully assembled and quickly mounts to the cabinet floor using four screws (included)
- Integrated, patented 6-way adjustable door mounting brackets
- Includes heavy-duty plastic trash can(s) in 35 qt. or 50 qt. and in Grey finish (50 qt. cans require full-height cabinet)
- Features 100 lb. full-extension, soft-close concealed undermount slides (preinstalled)
- Removable grey acrylic liners for easy cleaning
- Compatible with NorthPoint Cabinetry® and all other cabinetry meeting the minimum opening listed below



	Description	Frame Color	Can Color	Width	Depth	Height	Min. Opening	Standard Cab. Size	Weight Capacity	Ctn Qty
SWS-MBMS35GBN	Single 35 qt.	Black Nickel	Grey	12"	21-13/16"	20"	12"	15" base	100 lb.	1
SWS-MBMS35GPC	Single 35 qt.	Polished Chrome	Grey	12"	21-13/16"	20"	12"	15" base	100 lb.	1
SWS-MBMD35GBN	Double 35 qt.	Black Nickel	Grey	14-15/16"	21-13/16"	20"	15"	18" base	100 lb.	1
SWS-MBMD35GPC	Double 35 qt.	Polished Chrome	Grey	14-15/16"	21-13/16"	20"	15"	18" base	100 lb.	1
SWS-MBMD50GBN	Double 50 qt.	Black Nickel	Grey	14-15/16"	21-13/16"	24"	15"	18" full-height base	100 lb.	1
SWS-MBMD50GPC	Double 50 qt.	Polished Chrome	Grey	14-15/16"	21-13/16"	24"	15"	18" full-height base	100 lb.	1

Screws included

Waste Container Organization: Wood Top Mount with Soft-Close

The beauty of a wood pullout at an economical price



- Features 100 lb. soft-close ball bearing slides (preinstalled)
 - Self-adjusting back brackets included for face-frame application
 - Included trash can ring allows for use with either a 35 qt. or 50 qt. can (50 qt. cans require full-height cabinet)
 - Door mounting bracket included with horizontal and vertical adjustments
 - Single can units come with a stainless steel basket to hold trash bags
 - Solid white birch construction with clear UV finish
 - Compatible with NorthPoint Cabinetry® and all other cabinetry meeting the minimum opening listed below
- Cans sold separately (see page 328)**



Cans Sold Separately
See page 328

US patents for 6-way adjustable door brackets on CAN-TMDSC-15: 9,661,924 and 10,028,581

	Description	Width	Depth	Height*	Min. Opening	Standard Cab. Size	Weight Capacity	Ctn Qty
CAN-TMSC-12	Single 35 qt. or 50 qt.**	12"	21-5/8"	3-1/4"	12"	15" base	100 lb.	1
CAN-TMSC-15	Single 35 qt. or 50 qt.**	15"	21-5/8"	3-1/4"	15"	18" base	100 lb.	1
CAN-TMDSC-15*	Double 35 qt.	15"	21-3/4"	8-9/16"	15"	18" base	90 lb.	1
CAN-TMDSC-18	Double 35 qt. or 50 qt.**	18"	21-5/8"	3-1/4"	18"	21" base	90 lb.	1
CAN-TMDSC-21	Double 35 qt. or 50 qt.**	21"	21-5/8"	3-1/4"	21"	24" base	90 lb.	1

Recommended screw:

#8 flat head

Height does not include cans. Height with can is same as can height. See page 328 for cans.
*Trash can ring not included for CAN-TMDSC-15. ** Full-height base

Waste Container Organization: Wood Top Mount with Soft-Close & Cans



Order with cans included!

Comes in all finishes and sizes, just order one part number to get all components needed.

SKU	Description	Width	Depth	Height	Min. Opening	Standard Cab. Size	Weight Capacity	Ctn Qty
CAN-TMS1235B-K	Single 35 qt. - Black can	12"	21-5/8"	18"	12"	15" base	100 lb.	1
CAN-TMS1235G-K	Single 35 qt. - Grey can	12"	21-5/8"	18"	12"	15" base	100 lb.	1
CAN-TMS1235W-K	Single 35 qt. - White can	12"	21-5/8"	18"	12"	15" base	100 lb.	1
CAN-TMS1250B-K	Single 50 qt. - Black can	12"	21-5/8"	22-1/4"	12"	15" full-height base	100 lb.	1
CAN-TMS1250G-K	Single 50 qt. - Grey can	12"	21-5/8"	22-1/4"	12"	15" full-height base	100 lb.	1
CAN-TMS1250W-K	Single 50 qt. - White can	12"	21-5/8"	22-1/4"	12"	15" full-height base	100 lb.	1
CAN-TMD1535B-K	Double 35 qt. - Black cans	15"	21-3/4"	18"	15"	18" base	100 lb.	1
CAN-TMD1535G-K	Double 35 qt. - Grey cans	15"	21-3/4"	18"	15"	18" base	100 lb.	1
CAN-TMD1535W-K	Double 35 qt. - White cans	15"	21-3/4"	18"	15"	18" base	100 lb.	1
CAN-TMS1535B-K	Single 35 qt. - Black can	15"	21-5/8"	18"	15"	18" base	100 lb.	1
CAN-TMS1535G-K	Single 35 qt. - Grey can	15"	21-5/8"	18"	15"	18" base	100 lb.	1
CAN-TMS1535W-K	Single 35 qt. - White can	15"	21-5/8"	18"	15"	18" base	100 lb.	1
CAN-TMS1550B-K	Single 50 qt. - Black can	15"	21-5/8"	22-1/4"	15"	18" full-height base	100 lb.	1
CAN-TMS1550G-K	Single 50 qt. - Grey can	15"	21-5/8"	22-1/4"	15"	18" full-height base	100 lb.	1
CAN-TMS1550W-K	Single 50 qt. - White can	15"	21-5/8"	22-1/4"	15"	18" full-height base	100 lb.	1
CAN-TMD1835B-K	Double 35 qt. - Black cans	18"	21-5/8"	18"	18"	21" base	100 lb.	1
CAN-TMD1835G-K	Double 35 qt. - Grey cans	18"	21-5/8"	18"	18"	21" base	100 lb.	1
CAN-TMD1835W-K	Double 35 qt. - White cans	18"	21-5/8"	18"	18"	21" base	100 lb.	1
CAN-TMD1850B-K	Double 50 qt. - Black cans	18"	21-5/8"	22-1/4"	18"	21" full-height base	100 lb.	1
CAN-TMD1850G-K	Double 50 qt. - Grey cans	18"	21-5/8"	22-1/4"	18"	21" full-height base	100 lb.	1
CAN-TMD1850W-K	Double 50 qt. - White cans	18"	21-5/8"	22-1/4"	18"	21" full-height base	100 lb.	1
CAN-TMD2135B-K	Double 35 qt. - Black cans	21"	21-5/8"	18"	21"	24" base	100 lb.	1
CAN-TMD2135G-K	Double 35 qt. - Grey cans	21"	21-5/8"	18"	21"	24" base	100 lb.	1
CAN-TMD2135W-K	Double 35 qt. - White cans	21"	21-5/8"	18"	21"	24" base	100 lb.	1
CAN-TMD2150B-K	Double 50 qt. - Black cans	21"	21-5/8"	22-1/4"	21"	24" full-height base	100 lb.	1
CAN-TMD2150G-K	Double 50 qt. - Grey cans	21"	21-5/8"	22-1/4"	21"	24" full-height base	100 lb.	1
CAN-TMD2150W-K	Double 50 qt. - White cans	21"	21-5/8"	22-1/4"	21"	24" full-height base	100 lb.	1

Recommended screw:

#8 flat head

Waste Container Organization: Economy Soft-Close Trash Can Pullout

Impress your budget-minded clients with a trash can pullout that's priced for any kitchen without compromising on features or quality



35 qt. configurations fit in under-drawer base cabinets



50 qt. configurations fit in full-height base cabinets

Designed for cabinets with 12" (single can) or 15" (double can) minimum opening width
 Features patented 6-way adjustable door mounting brackets for ease of door installation
 Includes heavy-duty plastic trash can(s) in 35 qt. or 50 qt. and in Grey finish (50 qt. cans require full-height cabinet)
 Features 100 lb. full-extension, soft-close, concealed undermount slides (preinstalled)
 Ships fully assembled and quickly mounts to the cabinet floor using four screws (included)
 Compatible with NorthPoint Cabinetry® and all other cabinetry meeting the minimum opening listed below



9,661,924
& 10,028,581

PATENT

Item Number	Description	Width	Depth	Height	Min Opening Width	Standard Cabinet Size	Weight Capacity	Ctn Qty
WC-EMBM-S35G	Single 35 qt. - Grey can	11-1/2"	21-13/16"	20-5/8"	11-1/2"	15" base	100 lb.	1
WC-EMBM-S50G	Single 50 qt. - Grey can	11-1/2"	21-13/16"	24-13/16"	11-1/2"	15" full-height base	100 lb.	1
WC-EMBM-D35G	Double 35 qt. - Grey cans	14-1/4"	21-13/16"	20-5/8"	14-1/2"	18" base	100 lb.	1
WC-EMBM-D50G	Double 50 qt. - Grey cans	14-5/8"	21-13/16"	24-13/16"	15"	18" full-height base	100 lb.	1


Screws included

Waste Container Organization: Wire Bottom Mount

A simple, no frills trash can pullout for budget-conscious customers



Cans Sold Separately
See page 328



! Use optional door mounting kit for door pullout application

- Heavy-duty 100 lb. full-extension ball bearing slides
- Thick wire frame construction
- Cans and lids sold separately (see page 328)
- Quickly mounts to cabinet floor using four screws (included)
- Removable wire handle included

- Optional 6-way adjustable door mounting kit for door pullout application
- Compatible with NorthPoint Cabinetry® and all other cabinetry meeting the minimum opening listed below

Note: Double 50 qt. can unit requires full-height cabinet



	Description	Finish	Width	Depth	Height	Min. Opening	Standard Cabinet Size	Weight Capacity	Ctn Qty
CAN-EBMSB-R	Single Can Unit - 35 or 50 qt.	Black	10-1/4"	22-1/16"	13"	11-1/2"	15" base	50 lb.	6
CAN-EBMSPC-R	Single Can Unit - 35 or 50 qt.	Polished Chrome	10-1/4"	22-1/16"	13"	11-1/2"	15" base	50 lb.	6
CAN-EBMSW-R	Single Can Unit - 35 or 50 qt.	White	10-1/4"	22-1/16"	13"	11-1/2"	15" base	50 lb.	6
CAN-EBMDB-R	Double Can Unit - 35 qt. only	Black	13-15/16"	22"	13"	14-1/2"	18" base	50 lb.	4
CAN-EBMDPC-R	Double Can Unit - 35 qt. only	Polished Chrome	13-15/16"	22"	13"	14-1/2"	18" base	50 lb.	4
CAN-EBMDW-R	Double Can Unit - 35 qt. only	White	13-15/16"	22"	13"	14-1/2"	18" base	50 lb.	4
CAN-EBMD50B-R	Double Can Unit - 50 qt. only	Black	15-3/16"	22-1/16"	12-13/16"	15-3/16"	18" full-height base	50 lb.	4
CAN-EBMD50PC-R	Double Can Unit - 50 qt. only	Polished Chrome	15-3/16"	22-1/16"	12-13/16"	15-3/16"	18" full-height base	50 lb.	4
CAN-EBMD50W-R	Double Can Unit - 50 qt. only	White	15-3/16"	22-1/16"	12-13/16"	15-3/16"	18" full-height base	50 lb.	4
CAN-DOORKIT	Door Mounting Kit	Black	2-1/2"	5-1/4"	6-5/8"	-	-	-	20
CAN-DOORKITPC	Door Mounting Kit	Polished Chrome	2-1/2"	5-1/4"	6-5/8"	-	-	-	20
CAN-DOORKITW	Door Mounting Kit	White	2-1/2"	5-1/4"	6-5/8"	-	-	-	20

Screws included

Waste Container Organization: Cans & Lids



Cans available in 2 sizes and 3 standard colors – black, grey, & white
 Lids available in 3 standard colors plus green for recycling
 High quality polymer plastic material is durable and easy to clean
 Compatible with all of our trash can pullouts


	Description	Can Color	Width	Depth	Height	Ctn Qty
CAN-35	35 qt. Plastic Can	Black	14-1/4"	9-7/16"	18"	10
CAN-35W	35 qt. Plastic Can	White	14-1/4"	9-7/16"	18"	10
CAN-35GRY	35 qt. Plastic Can	Grey	14-1/4"	9-7/16"	18"	10
CAN-35LID	Lid for 35 qt. Plastic Can	Black	14-1/4"	9-3/8"	1-5/8"	10
CAN-35LIDW	Lid for 35 qt. Plastic Can	White	14-1/4"	9-3/8"	1-5/8"	10
CAN-35LIDGRY	Lid for 35 qt. Plastic Can	Grey	14-1/4"	9-3/8"	1-5/8"	10
CAN-35LIDG	Lid for 35 qt. Plastic Can	Green	14-1/4"	9-3/8"	1-5/8"	10
CAN-50	50 qt. Plastic Can	Black	14-7/8"	10-1/4"	22-1/4"	10
CAN-50W	50 qt. Plastic Can	White	14-7/8"	10-1/4"	22-1/4"	10
CAN-50GRY	50 qt. Plastic Can	Grey	14-7/8"	10-1/4"	22-1/4"	10
CAN-50LID	Lid for 50 qt. Plastic Can	Black	14-5/8"	10-1/4"	1-5/8"	10
CAN-50LIDW	Lid for 50 qt. Plastic Can	White	14-5/8"	10-1/4"	1-5/8"	10
CAN-50LIDGRY	Lid for 50 qt. Plastic Can	Grey	14-5/8"	10-1/4"	1-5/8"	10
CAN-50LIDG	Lid for 50 qt. Plastic Can	Green	14-5/8"	10-1/4"	1-5/8"	10



Waste Container Organization: Cross Reference Guide

Waste Container Solutions

Cabinet	Wood Bottom Mount - Double Can					Wood Bottom Mount - Single Can					Wood Top Mount - Double Can					Wood Top Mount - Single Can				
	CDM-WBMD35X	CAN-WBMD35X	CDM-WBMD3518X	CAN-WBMD3518X	CAN-WBMD3521X NEW	CDM-WBMD50X	CAN-WBMD50X	CDM-WBMS35VX NEW	CDM-WBMS50X	CAN-WBMS50X	CAN-TMD1535X-K	CAN-TMD1835X-K	CAN-TMD2135X-K	CAN-TMS1235X-K	CAN-TMS1250X-K	CAN-TMS1535X-K	CAN-TMS1550X-K			
B15																				
B18	•	•									•									
B21			•	•								•								
B24					•								•							
BFH15								•	•					•	•					
BFH18	•	•				•	•				•					•	•			
VB15								•												



Cabinet	Wire - Double Can				Wire - Single Can			Metal - Double Can		Metal - Single Can		Storage with Style - Double Can		Storage with Style - Single Can
	CAN-EBMDXX	CAN-EBMD50XX	WC-EMBM-D35G	WC-EMBM-D50G	CAN-EBMSXX	WC-EMBM-S35G	WC-EMBM-S50G	CAN-MDB5-D35G	CAN-MDB5-D50G	CAN-MDB5-S35G	SWS-MBMD35GXX	SWS-MBMD50GXX	SWS-MBMS35GXX	
B15					•	•				•			•	
B18	•		•					•			•			
BFH15					•	•	•			•			•	
BFH18	•	•	•	•				•	•		•	•		


BASE CABINET ORGANIZATION



"No Wiggle" Base Pullout
Pages 333-334

Base Cabinet Organization

Maximize cabinet storage with our base cabinet organization. From cabinet pullouts to mixer lifts, we can help you create a beautiful and organized kitchen.



Some things should wiggle.

To see our patented "No Wiggle" technology in action, scan the QR code or visit:
<http://delivr.com/2h4vw>



Your cabinet pullout shouldn't.



Hardware Resources has designed the **sturdiest cabinet pullout** on the market



- "No Wiggle" patented hardware **eliminates excessive sag and side-to-side movement**
- **Ships fully assembled** and installs in minutes, saving time
- 6-way integrated door mounting hardware for **precise door adjustments**

Look for this icon to identify organizer products featuring our patented "No Wiggle" technology

Base Cabinet Organization: "No Wiggle" Base Pullout



Patented top mounting bracket eliminates excessive side-to-side movement and sag, yet is hidden under the first shelf for a clean look

Bottom slides are concealed undermount slides, and the top is a 225 lb. slide for added support and weight bearing (preinstalled)

Patented integrated 6-way adjustable door-mounting brackets allow for easy mounting of door

Frameless Friendly! Works in both face frame and frameless applications

Ships fully assembled making installation a breeze


Compatible with NorthPoint Cabinetry® and all other cabinetry meeting the minimum opening listed below



9,661,924 & 9,723,922
10,028,581 & 10,251,480

Requires full door cabinet

Scan to watch the installation video
<http://delivr.com/22TZY>



	Width	Depth	Height	Min. Opening	Standard Cabinet Size	Weight Capacity	Ctn Qty
BPO2-5SC	5-1/2"	22"	24"	5-1/2"	9" full-height base	100 lb.	1
BPO2-8SC	8-1/2"	22"	24"	8-1/2"	12" full-height base	100 lb.	1
BPO2-11SC	11-1/2"	22"	24"	11-1/2"	15" full-height base	100 lb.	1
BPO2-14SC	14-1/2"	22"	24"	14-1/2"	18" full-height base	100 lb.	1

Recommended screw: #8 flat head



Extra Rails

	Ctn Qty
RAIL-17-PC Extra rail for BPO series	50

Base Cabinet Organization: "No Wiggle" Pullouts

What makes a great pullout?

Self-indexing rear bracket

UV Coated White Birch

225 lb. slide for strength and stability

Ships fully assembled for fast installation

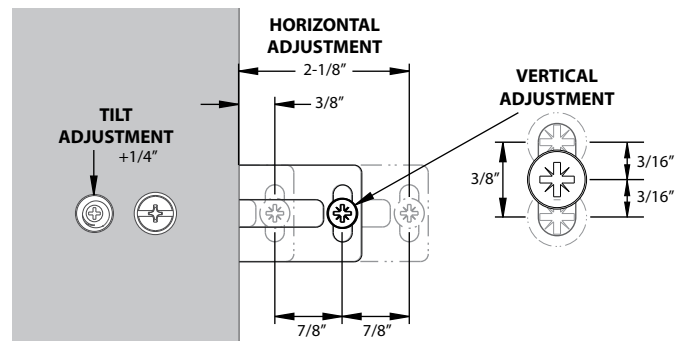
2 adjustable shelves

Adjustable front mounting bracket eliminates excessive wiggle

3M™ double-sided tape included for temporary door placement and alignment during installation

Concealed soft-close slides (preinstalled)

Integrated 6-way adjustable door mounting brackets




Patented mounting hardware
US Patents 9,661,924 & 10,028,581

Slotted hole design = no need to measure

Base Cabinet Organization: "No Wiggle" Knife Block Pullout

Keep knives sharp, safe, and out of sight—off the countertop



Scan to watch the installation video
<https://delivr.com/29x99>



Did you know...

- Storing knives in traditional knife blocks or plastic sheaths dulls their blades over time.
- Magnetic strips keep knives sharper by minimizing blade contact. Our Knife Pullout features a strong magnetic bar embedded in wood for ideal knife storage.
- Sharp knives are key to safe and effective cutting, and good knives are expensive. Our innovative pullout protects this investment by storing knives properly.



Plastic Cutting Board

- Included with both models
- Stows neatly in custom slot
- Dishwasher safe
- Non-skid feet

Double-sided magnetic bar with a total of 31-1/2" of knife storage (fits blades up to 9" long)
 Round insert holds a set of six steak knives
 Open bottom shelf provides additional storage
 Patented front mounting bracket eliminates excessive side-to-side movement and sag, yet is hidden for a clean look
 Bottom slides are concealed undermount slides, and the top is a 225 lb. slide for added support and weight bearing (preinstalled)
 Compatible with NorthPoint Cabinetry® and all other cabinetry meeting the minimum opening listed below



PATENTS
 9,723,922
 & 11,388,996



Stainless Steel Utensil Bins

8" model also includes 3 bins that are easy to remove for cleaning. Replacement bins: UCSS-46, see page 336

	Width	Depth	Height	Minimum Opening	Standard Cabinet Size	Weight Capacity	Ctn Qty
KBPO-5SC	5"	22"	24"	5-1/2"	9" full-height base	100 lb.	1
KBPO-8SC	8"	22"	24"	8-1/2"	12" full-height base	100 lb.	1

Screws included

Base Cabinet Organization: "No Wiggle" Utensil Pullout

Declutter countertops with convenient in-cabinet utensil storage.



SHIPS FULLY ASSEMBLED



Scan to watch the installation video
<http://delivr.com/22TZY>



- Included 4 stainless steel bins are sturdy and easy to remove for cleaning
- Open bottom shelf for additional storage
- Built on our "No Wiggle" platform
- Patented top mounting bracket eliminates excessive side-to-side movement and sag, yet is hidden under the first shelf for a clean look
- Bottom slides are concealed undermount slides, and the top is a 225 lb. slide for added support and weight bearing (preinstalled)
- Patented integrated 6-way adjustable door-mounting brackets allow for easy mounting of door
- Frameless Friendly! Works in both face frame and frameless applications
- Ships fully assembled making installation a breeze
- Compatible with NorthPoint Cabinetry® and all other cabinetry meeting the minimum opening listed below



PATENT

9,661,924 & 9,723,922
 10,028,581 & 10,251,480



Requires full door cabinet



	Width	Depth	Height	Min. Opening	Standard Cabinet Size	Weight Capacity	Ctn Qty
UBPO-5SC	5-1/2"	22"	24"	5-1/2"	9" full-height base	100 lb.	1
UBPO-8SC	8-1/2"	22"	24"	8-1/2"	12" full-height base	100 lb.	1

Screws included



Replacement Utensil Bins Ctn Qty

UCSS-45	Replacement bins for UBPO-5SC	50
UCSS-46	Replacement bins for UBPO-8SC	50

Base Cabinet Organization: "No Wiggle" Drawer Base Pullout

Narrow cabinets under drawers are fully functional with this pullout that makes the back of the cabinet accessible



Fits below a drawer!

- Shorter height fits below drawer
- Built on our "No Wiggle" platform
- Patented top mounting bracket eliminates excessive side-to-side movement and sag, yet is hidden under the first shelf for a clean look
- Bottom slides are concealed undermount slides, and the top is a 225 lb. slide for added support and weight bearing (preinstalled)
- Patented integrated 6-way adjustable door-mounting brackets allow for easy mounting of door
- One adjustable shelf included
- Frameless Friendly! Works in both face frame and frameless applications
- Ships fully assembled making installation a breeze
- Compatible with NorthPoint Cabinetry® and all other cabinetry meeting the minimum opening listed below

Scan to watch the installation video

<http://delivr.com/22TZY>



	Width	Depth	Height	Min. Opening	Standard Cabinet Size	Weight Capacity	Ctn Qty
DBPO-5SC	5-1/2"	22"	20"	5-1/2"	9" base	100 lb.	1
DBPO-8SC	8-1/2"	22"	20"	8-1/2"	12" base	100 lb.	1

Screws included



Extra Rails

	Ctn Qty
RAIL-17-PC Extra rail for BPO series	50



9,661,924 & 9,723,922
10,028,581 & 10,251,480

Base Cabinet Organization: "No Wiggle" Tray Divider Pullout

Give sheet pans a home. Also great for foil, plastic wrap, and zip bag storage



Scan to watch the installation video
<http://delivr.com/22TZY>



- Built on our "No Wiggle" platform
- Patented top mounting bracket eliminates excessive side-to-side movement and sag
- Removable center rack and adjustable dividing bars allow for easy and versatile customization of storage needs
- Patented integrated 6-way adjustable door-mounting brackets allow for easy mounting of door
- Frameless Friendly! Works in both face frame and frameless applications
- Non-slip bottom mat keeps items secure and minimizes noise
- Compatible with NorthPoint Cabinetry® and all other cabinetry meeting the minimum opening listed below



9,661,924 & 9,723,922
10,028,581 & 10,251,480



Also great for foil, plastic wrap and bag storage



	Width	Depth	Height	Min. Opening	Standard Cabinet Size	Weight Capacity	Ctn Qty
BPOTD2-5SC	5"	22-1/4"	17-9/16"	5-1/2"	9" base	100 lb.	1
BPOTD2-8SC	8"	22-1/4"	17-9/16"	8-1/2"	12" base	100 lb.	1

Recommended screw: #8 flat head

Base Cabinet Organization: "No Wiggle" Base Filler Pullout

Reclaim dead space, so that kitchen essentials will be nearby when they're needed



- Installs in dead space between base cabinets
- Built on our "No Wiggle" platform
- Patented top mounting bracket eliminates excessive side-to-side movement and sag, yet is hidden under the first shelf for a clean look
- Patented integrated 6-way adjustable door-mounting brackets allow for easy mounting of door
- Two adjustable shelves included
- Frameless Friendly! Works in both face frame and frameless applications
- Ships fully assembled making installation a breeze



9,661,924 & 9,723,922
10,028,581 & 10,251,480



BFPO2-6SC

	Width	Depth	Height	Min. Opening	Weight Capacity	Ctn Qty
BFPO2-3SC	3-1/2"	23"	30"	3-1/2"	100 lb.	1
BFPO2-6SC	6-1/2"	23"	30"	6-1/2"	100 lb.	1

Recommended screw: #6 face frame



BFPO2-3SC

Base Cabinet Organization: Peg Board Filler Pullout

Convert wasted space into a customizable organizer solution for everything from pots and pans to big utensils with the variety of included hooks



SHIPS FULLY ASSEMBLED

- Features 100 lb. full-extension soft-close ball bearing slides
- Each pullout comes with an assortment of pegs and hooks (12 pegs, 12 single hooks, 6 double hooks)
- Additional hook packs sold separately (3 hooks/pack)
- Available in 2 width options
- Stainless steel pegboard is easy to clean and magnetic
- Edgewise birch plywood construction with clear UV finish

! Can be mounted left- or right-handed



Extra Peg
BFPOSS-PEG



Extra Single Hook
BFPOSS-S3



Extra Double Hook
BFPOSS-D3



Chrome Rail
RAIL-17-PC

	Width	Depth	Height	Min. Opening	Weight Capacity	Ctn Qty
BFPOSS3	3"	23"	30"	3"	100 lb.	1
BFPOSS6	6"	23"	30"	6"	100 lb.	1

Recommended screw: #8 flat head

Extra Hardware		Ctn Qty
BFPOSS-D3	Double hooks	3 hooks/bag
BFPOSS-S3	Single hooks	3 hooks/bag
BFPOSS-PEG	Single pegs	3 pegs/bag
RAIL-17-PC	Chrome rail	50 rails

Base Cabinet Organization: Appliance Lift

Easily bring heavy appliances to working height



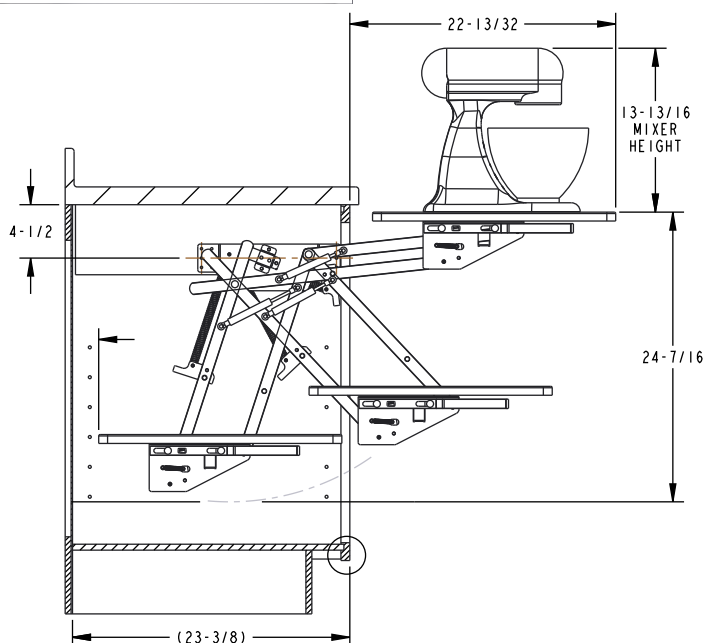
- Provides mechanical assistance for heavy appliances such as a mixer
- Features soft-close dampers for smooth closing
- Can be used in both frameless and face frame cabinetry
- Shelf (not included) can be custom fit to any cabinet size
- Three spring settings for up to 45 lb. capacity
- Designed for full-height door cabinets
- Compatible with NorthPoint Cabinetry® and all other cabinetry meeting the minimum opening listed below



Pair with a pullout basket (MBPO series shown) to store appliance supplies and accessories



Scan to watch the installation video
<http://delivr.com/2NR58>



	Weight Capacity	Standard Cabinet Size	Opening	Ctn Qty
ML-1CH	45 lb.	15"-27" full-height cabinet	12" min. 24" max.	1

Recommended screw: #8 pan head screws for mounting to cabinet included

Shelf material is not included. Shelf should be a minimum of 3/4" thick and no longer than 20-1/2" long.

Shelf width is determined by measuring between the side mounting brackets minus 1-1/4". Attach shelf to mounting brackets with at least 8 suggested #8 x 1/2" wood screws (not provided).

Base Cabinet Organization: Rollout Organizers



Modern homeowners demand solutions that fit their lifestyle. These rollouts provide clever storage for a variety of items to meet consumer needs while maximizing the functionality of any kitchen space.

Create dedicated storage for sports bottles for an active family or build alcohol bottle storage for a home bar with the Bottle Rollout.

The divided drawers on the Cookware Rollouts can be configured to fit a variety of kitchen accoutrements including pans, bakeware, trays, cutting boards, and even oversize holiday serving platters.

Double-Drawer Rollouts feature a top drawer for storage of lids and smaller items that pushes back into the cabinet for full access to the bottom drawer.



Double-Drawer Bottle Rollout



See details on next page

Single-Drawer Cookware Rollout



See details on page 345

Double-Drawer Cookware Rollout



See details on page 344

Base Cabinet Organization: Double-Drawer Bottle Rollout

Organize drinkware and bottles with this grid organizer featuring top shelf for smaller item storage

15", 21", and 27" widths

Innovative bottle grid neatly stores 15 items in multiple cubby hole sizes

Bottle grid can be moved to either side of 21" and 27" units and dividers can be spaced using pin-and-groove system

Top drawer slides back for full access to items in bottom drawer

Designed for 18", 24", and 30" base cabinets with top drawer or full-height cabinets

Ships fully assembled and quickly mounts to the cabinet floor using four screws (included)

UV-coated and edgebanded white birch plywood construction

Features 100 lb. full-extension, soft-close, concealed undermount slides

Compatible with NorthPoint Cabinetry® and all other cabinetry meeting the minimum openings listed below (see page 448 for reference guide)



Scan to watch the installation video
<https://delivr.com/2s2y4>



ROBTD15-WB



ROBTD21-WB



ROBTD27-WB

	Description	# Dividers	Width	Depth	Height	Min. Opening	Standard Cab. Size	Weight Capacity	Ctn Qty
ROBTD15-WB	Double-Drawer Bottle	0	13-9/16"	22-3/8"	19-1/16"	14-1/2"	18" base	100 lb.	1
ROBTD21-WB	Double-Drawer Bottle	2	19-1/8"	22-3/8"	19-1/16"	20-1/2"	24" base	100 lb.	1
ROBTD27-WB	Double-Drawer Bottle	3	25-1/8"	22-3/8"	19-1/16"	26-1/2"	30" base	100 lb.	1

Included screws: 4 #8 X1 Coarse-Thread Wood Screws

Base Cabinet Organization: Double-Drawer Cookware Rollout

Bakeware, trays, and cutting boards are securely stored vertically in this pullout—there's even a place for lids on the top drawer!

15", 21", and 27" widths

- Top drawer slides back for full access to items in bottom drawer
- Movable dividers can be adjusted using pin-and-groove system
- Designed for 18", 24", and 30" base cabinets with top drawer or full-height cabinets
- Ships fully assembled and quickly mounts to the cabinet floor using four screws (included)
- UV-coated and edgebanded white birch plywood construction
- Features 100 lb. full-extension, soft-close, concealed undermount slides
- Compatible with NorthPoint Cabinetry® and all other cabinetry meeting the minimum openings listed below (see page 448 for reference guide)



ROCWD21-WB



Scan to watch the installation video
<https://delivr.com/2s2y4>



ROCWD15-WB



ROCWD21-WB



ROCWD27-WB

	Description	# Dividers	Width	Depth	Height	Min. Opening	Standard Cab. Size	Weight Capacity	Ctn Qty
ROCWD15-WB	Double-Drawer Cookware	5	13-9/16"	22-3/8"	19-1/16"	14-1/2"	18" base	100 lb.	1
ROCWD21-WB	Double-Drawer Cookware	7	19-1/8"	22-3/8"	19-1/16"	20-1/2"	24" base	100 lb.	1
ROCWD27-WB	Double-Drawer Cookware	9	25-1/8"	22-3/8"	19-1/16"	26-1/2"	30" base	100 lb.	1

Included screws: 4 #8 X1 Coarse-Thread Wood Screws

Base Cabinet Organization: Single-Drawer Cookware Rollout

Organize taller bakeware and trays with this single-drawer divided pullout



15", 21", and 27" widths

- This unit accommodates larger items in an easily accessible vertical position
- Movable dividers can be adjusted using pin-and-groove system
- Designed for 18", 24", and 30" base cabinets with top drawer or full-height cabinets
- Ships fully assembled and quickly mounts to the cabinet floor using four screws (included)
- UV-coated and edgebanded white birch plywood construction
- Features 100 lb. full-extension, soft-close, concealed undermount slides
- Compatible with NorthPoint Cabinetry® and all other cabinetry meeting the minimum openings listed below (see page 448 for reference guide)



ROCWS15-WB



ROCWS21-WB



ROCWS27-WB

	Description	# Dividers	Width	Depth	Height	Min. Opening	Standard Cab. Size	Weight Capacity	Ctn Qty
ROCWS15-WB	Single-Drawer Cookware	5	13-9/16"	22-3/8"	9-1/16"	14-1/2"	18" base	100 lb.	1
ROCWS21-WB	Single-Drawer Cookware	7	19-1/8"	22-3/8"	9-1/16"	20-1/2"	24" base	100 lb.	1
ROCWS27-WB	Single-Drawer Cookware	9	25-1/8"	22-3/8"	9-1/16"	26-1/2"	30" base	100 lb.	1

Included screws: 4 #8 X1 Coarse-Thread Wood Screws



Optional: Use the drop-in 15-Bottle Grid to add bottle organization to any Single-Drawer Cookware Rollout

Description	Ctn Qty
ROACCBTGRID15 Accessory 15-Bottle Grid for Single-Drawer Cookware Rollout – Fits 15", 21", and 27" units	1

Base Cabinet Organization: Easy-to-Install Rollout Drawers



Scan to watch the product video
<http://delivr.com/2uf4p>

RO18-WB shown in use

**Skip the *measure...*
design...wait... process**

- Order rollout drawers that are **IN STOCK**
- Ships same day—Receive it in 2–3 days
- Ships fully assembled
- Easily and quickly installs with four screws (included)
- Designed to fit standard cabinet sizes



Rollout Drawers: 6" drawer height



For 15" opening
RO15-WB



For 18" opening
RO18-WB



For 21" opening
RO21-WB



For 24" opening
RO24-WB
1/2" bottom panel



For 27" opening
RO27-WB
1/2" bottom panel

Beautiful White Birch dovetail boxes with UV coating
 Featuring concealed undermount full-extension, soft-close slides
 Compatible with NorthPoint Cabinetry® and all other cabinetry meeting the minimum opening listed in the chart

	Width	Depth	Height	Bottom	Minimum Opening	Standard Cab. Size	Weight Capacity
RO12-WB	10-1/4"	21-1/4"	7"	1/4"	11-1/2"	15" base	100 lb.
RO15-WB	13-1/4"	21-1/4"	7"	1/4"	14-1/2"	18" base	100 lb.
RO18-WB	16-1/4"	21-1/4"	7"	1/4"	17-1/2"	21" base	100 lb.
RO21-WB	19-1/4"	21-1/4"	7"	1/4"	20-1/2"	24" base	100 lb.
RO24-WB	22-1/16"	21-1/4"	7"	1/2"	23-1/2"	27" base	100 lb.
RO27-WB	25-1/16"	21-1/4"	7"	1/2"	26-1/2"	30" base	100 lb.
RO33-WB	31-1/16"	21-1/4"	7"	1/2"	32-1/2"	36" base	100 lb.
ROVHB12-WB	10-1/16"	18-7/16"	9"	1/4"	11-1/2"	15" vanity	100 lb.
ROVHB15-WB	13-1/16"	18-7/16"	9"	1/4"	14-1/2"	18" vanity	100 lb.
ROVHB18-WB	16-1/16"	18-7/16"	9"	1/4"	17-1/2"	21" vanity	100 lb.

Base Cabinet Organization: Under-Sink Silicone Mat



- Protects sink base cabinets from damage caused by water leaks
- High-quality grey silicone material is easy to clean and features a stylish honeycomb pattern
- Flexible silicone material allows placement after the cabinets are assembled and countertop installed. Also works in cabinets with a center stile.
- Can be used in cabinets with wall plumbing, or the rear rectangle can be trimmed for floor plumbing
- Can be trimmed up to 3/4" to fit non-standard cabinet widths
- Designed to fit in a 36" sink base cabinet
- Designed to work with NorthPoint Cabinetry® and compatible with face frame or frameless cabinetry



USM-G



The sturdy 14 mm lip around the perimeter of the mat will hold 1.4 gallons of liquid

Description	Finish	Width	Depth	Height	Standard Cab. Size	Carton Quantity
USM-G NEW Under-Sink Silicone Mat	Grey	34-9/16"	22-5/16"	9/16"	36" base	1

CORNER ORGANIZATION



Storage with Style® Blind Corner Pullout
Pages 356-357



Blind Corner Swingout
Pages 350-351



Blind Corner Sliding Door
Pages 352-353



Half-Moon Lazy Susan
Page 369

Blind Corner Organization

With blind corner organizers from Hardware Resources, unused cabinet space is a thing of the past. Blind corner organizers bring forward items stored in the far back corner. Our Easy 360 Susan is a fresh and updated corner solution that is a hybrid of a lazy susan and pullout shelves.



Premium Wood Lazy Susan
Pages 358-362



Economy Plastic Lazy Susan
Page 367



Easy 360 Susan
Pages 354-355

Lazy Susan Corner Organization

The Hardware Resources line of lazy susan corner organizers includes tried-and-true round and kidney options in plastic and wood.

Blind Corner Organization: Swingout

Take full advantage of a blind corner cabinet with a swingout organizer to store large pots, pans, and other essential cookware



Scan to watch the installation video
<http://delivr.com/288f6>

Installation Screws Included



BCSO215PCMP-LH
Maple non-slip shelf



BCSO215PCWD-LH
Walnut textured non-slip shelf



BCSO215BOWD-LH
Walnut textured non-slip shelf

Sold as a complete unit in left- or right-handed versions for full-height base cabinets

Metal edging finishes coordinate with popular decorative hardware finishes

Easy installation—no need to drill into the side walls, mounts directly to cabinet floor with optional top mounting for additional stability

Installation instructions and mounting hardware included

BCSO215 fits in NorthPoint Cabinetry® (see page 449 for reference guide)

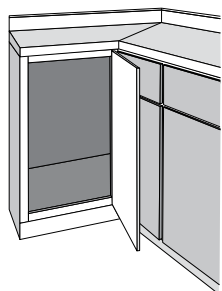


BCSO215PCWH-LH
White non-slip shelf

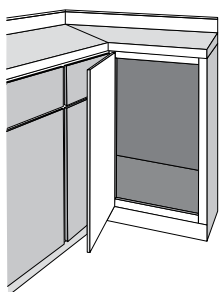


BCSO215GWH-LH
White smooth shelf

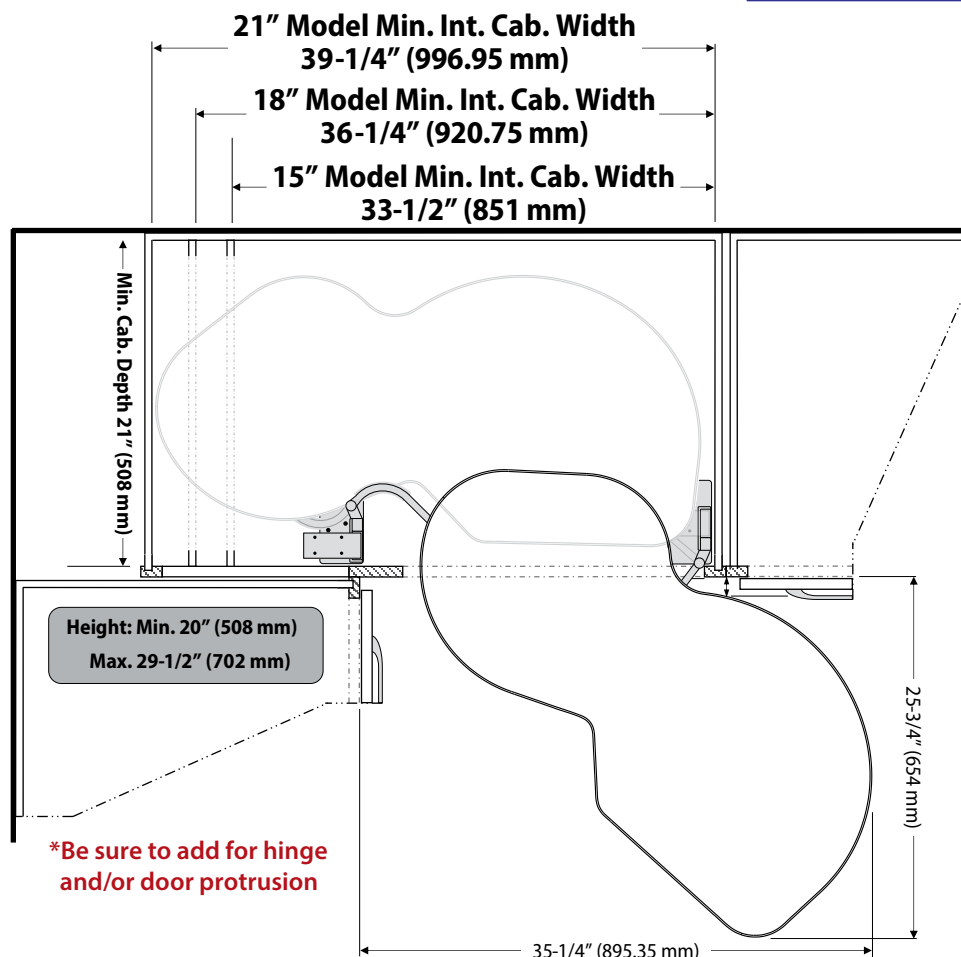
Do I need Left Hand or Right Hand?



Left Hand blind corners have the opening on the **left**.



Right Hand blind corners have the opening on the **right**.



Left Handed	Right Handed	Frame Color	Shelf Bottom/Edging	Shelf Dimensions	Weight Capacity	Ctn Qty
PREMIUM OPTIONS - NON-SLIP COATED SHELVES, PLATED EDGING						
BCSO215BOWD-LH	BCSO215BOWD-RH	Oil Rubbed Bronze	Walnut/Oil Rubbed Bronze	31-1/2" x 14-1/4"	90 lb.	1
BCSO215PCMP-LH	BCSO215PCMP-RH	Grey	Maple/Polished Chrome	31-1/2" x 14-1/4"	90 lb.	1
BCSO215PCWD-LH	BCSO215PCWD-RH	Grey	Walnut/Polished Chrome	31-1/2" x 14-1/4"	90 lb.	1
BCSO215PCWH-LH	BCSO215PCWH-RH	Grey	White/Polished Chrome	31-1/2" x 14-1/4"	90 lb.	1
BCSO218BOWD-LH	BCSO218BOWD-RH	Oil Rubbed Bronze	Walnut/Oil Rubbed Bronze	32-13/16" x 16-3/4"	90 lb.	1
BCSO218PCMP-LH	BCSO218PCMP-RH	Grey	Maple/Polished Chrome	32-13/16" x 16-3/4"	90 lb.	1
BCSO218PCWD-LH	BCSO218PCWD-RH	Grey	Walnut/Polished Chrome	32-13/16" x 16-3/4"	90 lb.	1
BCSO218PCWH-LH	BCSO218PCWH-RH	Grey	White/Polished Chrome	32-13/16" x 16-3/4"	90 lb.	1
BCSO221BOWD-LH	BCSO221BOWD-RH	Oil Rubbed Bronze	Walnut/Oil Rubbed Bronze	37-7/16" x 18-3/8"	90 lb.	1
BCSO221PCMP-LH	BCSO221PCMP-RH	Grey	Maple/Polished Chrome	37-7/16" x 18-3/8"	90 lb.	1
BCSO221PCWD-LH	BCSO221PCWD-RH	Grey	Walnut/Polished Chrome	37-7/16" x 18-3/8"	90 lb.	1
BCSO221PCWH-LH	BCSO221PCWH-RH	Grey	White/Polished Chrome	37-7/16" x 18-3/8"	90 lb.	1
ECONOMY OPTIONS - SMOOTH FINISH SHELVES, POWDER COATED EDGING						
BCSO215GWH-LH	BCSO215GWH-RH	Grey	White/Grey	31-1/2" x 14-1/4"	90 lb.	1
BCSO218GWH-LH	BCSO218GWH-RH	Grey	White/Grey	32-13/16" x 16-3/4"	90 lb.	1
BCSO221GWH-LH	BCSO221GWH-RH	Grey	White/Grey	37-7/16" x 18-3/8"	90 lb.	1

Blind Corner Organization: Sliding Door

Keep your customers from digging around their blind corner cabinet—bring the back of the cabinet to their fingertips



- 4 heavy-gauge chrome baskets with non-slip clear acrylic basket liners
- Heavy-duty soft-close slides with 200 lb. capacity
- Soft-close door damper
- Door mounting brackets with 6-way adjustment (in/out, up/down and left/right)
- Flexible mounting options: secure to side walls or top of cabinet with adjustable brackets
- Universal design—mount it left- or right-handed
- For face frame applications, use with side wall blocking



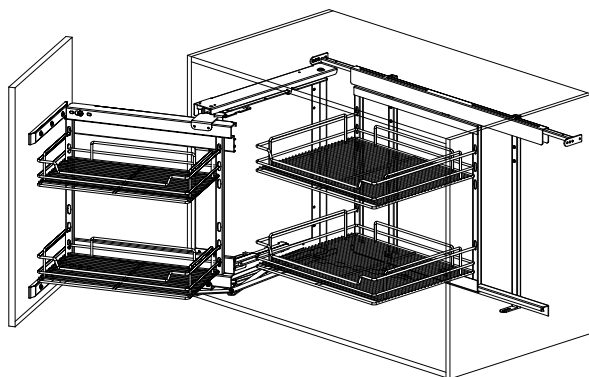
Also great for dishes & small appliances



Mount it with or without door attached.



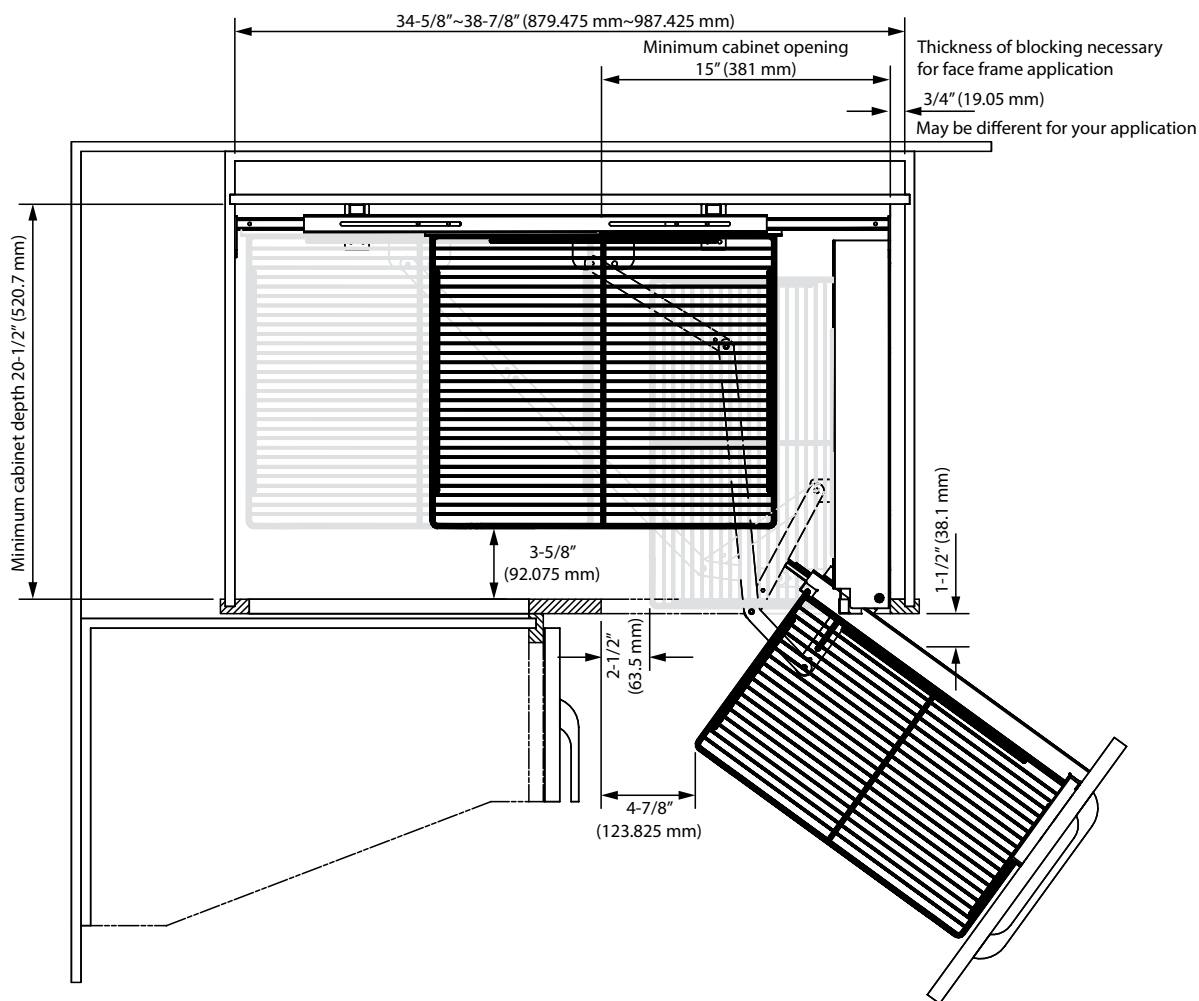
Scan to watch the installation video
<http://delivr.com/22w9g>



Large back basket:
18" W x 15-1/4" D x 3" H
Small front basket:
9-7/8" W x 17-3/16" D x 3" H

	Width	Depth	Height	Cabinet Size	Weight Capacity	Ctn Qty
CS-SDCO	30-7/8–38"	20-1/2"	21-5/8"	blind corner 15"–18" opening	200 lb.	1

Recommended screw: #6 pan head



Corner Organization: Easy 360 Susan

Transform the corner cabinet from cumbersome to a versatile usable space by combining the convenience of a drawer with the benefits of a lazy susan



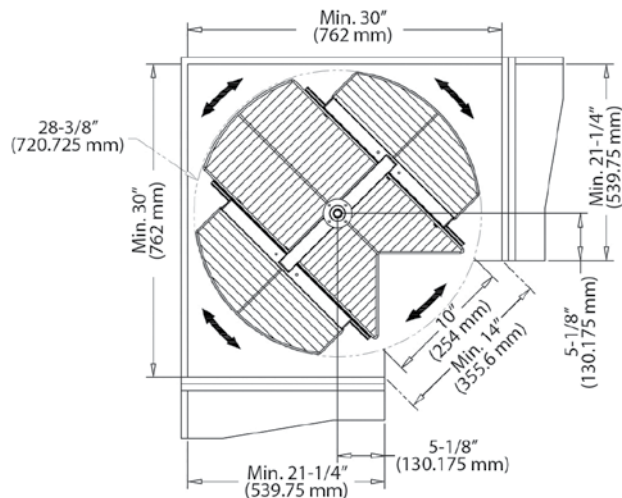
360°
rotating



Scan to watch the
installation video
<http://delivr.com/2vcyq>



- 6 heavy gauge chrome baskets with 6 non-slip clear acrylic basket liners
- Full circle 360 degree rotation, left or right
- Sliding center baskets are accessible from either front or back
- Heavy-duty 175 lb. total capacity
- Adjustable height 24" to 30" inches
- Both shelves rotate together
- Compatible with NorthPoint Cabinetry® and all other cabinetry meeting the minimum size requirements



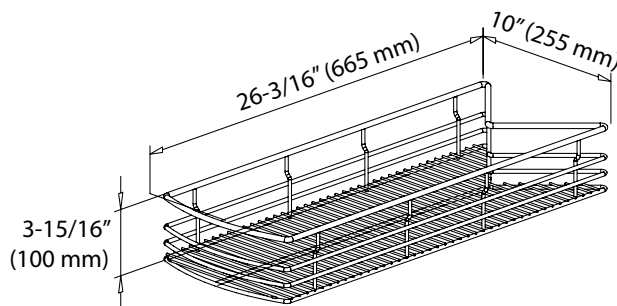
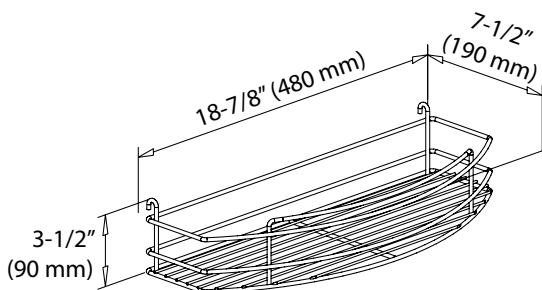
Cabinet requirements:

- Diameter: 30" (762 mm)
- Depth: 21-1/4" (539.75 mm)
- Pie Cut diagonal opening*: 14" (355.6 mm)

*Be sure to add for hinge and/or door protrusion

	Diameter	Height	Cabinet Size	Weight Capacity	Ctn Qty
CS-ES360	28-3/8"	24-13/16"-30"	30" corner	175 lb.	1

Recommended screw: #6 pan head



Corner Organization: Storage with Style Blind Corner Pullout

Bring the back of the cabinet within reach with this stylish organizer available in two trendy finishes




- All four baskets slide and pull out of the corner cabinet opening for full access
- Metal baskets are adjustable in height
- Universal design for left- or right-hand blind corners
- Available for standard and full-height blind corner cabinets. For full-height option, additional baskets can be added to make a three-tiered organizer (see image at right)
- Includes heavy-duty soft-close slides for smooth movement in and out of the cabinet (preinstalled)
- Heavy-duty frame construction ensures organizer is stable when in motion
- Acrylic liners add stability to baskets and are easy to clean
- Compatible with NorthPoint Cabinetry® and all other cabinetry meeting the minimum opening listed in the chart





Black Nickel

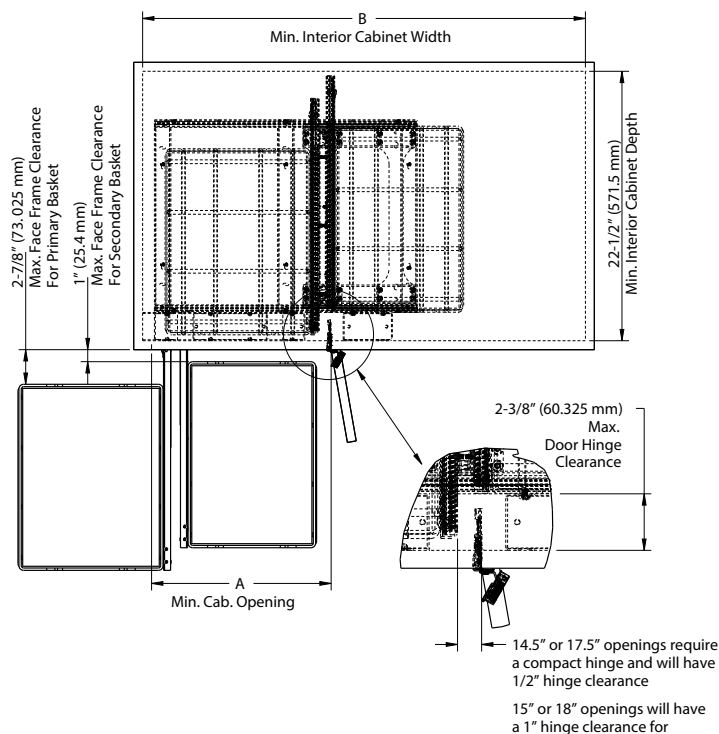


Polished Chrome

Item Number	Description	Frame Color	Width	Depth	Height	Standard Cabinet Size	Weight Capacity	Ctn Qty*
SWS-BCS15BN	Blind Corner Organizer for Standard-Height 15" Opening	Black Nickel	26-13/16"	22-1/8"	20-9/16"	Blind Corner with drawer	130 lb.	1
SWS-BCS15PC	Blind Corner Organizer for Standard-Height 15" Opening	Polished Chrome	26-13/16"	22-1/8"	20-9/16"	Blind Corner with drawer	130 lb.	1
SWS-BCS18BN	Blind Corner Organizer for Standard-Height 18" Opening	Black Nickel	32-7/8"	22-1/8"	20-9/16"	Blind Corner with drawer	130 lb.	1
SWS-BCS18PC	Blind Corner Organizer for Standard-Height 18" Opening	Polished Chrome	32-7/8"	22-1/8"	20-9/16"	Blind Corner with drawer	130 lb.	1
SWS-BCFH15BN†	Blind Corner Organizer for Full-Height 15" Opening	Black Nickel	26-13/16"	22-1/8"	24-1/16"	Blind Corner - full-height door	130 lb.	1
SWS-BCFH15PC†	Blind Corner Organizer for Full-Height 15" Opening	Polished Chrome	26-13/16"	22-1/8"	24-1/16"	Blind Corner - full-height door	130 lb.	1
SWS-BCFH18BN†	Blind Corner Organizer for Full-Height 18" Opening	Black Nickel	32-7/8"	22-1/8"	24-1/16"	Blind Corner - full-height door	130 lb.	1
SWS-BCFH18PC†	Blind Corner Organizer for Full-Height 18" Opening	Polished Chrome	32-7/8"	22-1/8"	24-1/16"	Blind Corner - full-height door	130 lb.	1
SWS-BCBAS15BN†	Pair of Extra Baskets for SWS-BCFH15 15" Opening	Black Nickel	12-3/16"	15-9/16"	3-9/16"	-	25 lb.	1
SWS-BCBAS15PC†	Pair of Extra Baskets for SWS-BCFH15 15" Opening	Polished Chrome	12-3/16"	15-9/16"	3-9/16"	-	25 lb.	1
SWS-BCBAS18BN†	Pair of Extra Baskets for SWS-BCFH18 18" Opening	Black Nickel	15-3/16"	15-9/16"	3-9/16"	-	25 lb.	1
SWS-BCBAS18PC†	Pair of Extra Baskets for SWS-BCFH18 18" Opening	Polished Chrome	15-3/16"	15-9/16"	3-9/16"	-	25 lb.	1

Screws included

†Full-height door required *Ships in two boxes



	Door Opening Height	A	B
SWS-BCS15BN	20-9/16"	14-1/2"	27"
SWS-BCS15PC	20-9/16"	14-1/2"	27"
SWS-BCS18BN	20-9/16"	17-1/2"	33"
SWS-BCS18PC	20-9/16"	17-1/2"	33"
SWS-BCFH15BN	24-1/16"	14-1/2"	27"
SWS-BCFH15PC	24-1/16"	14-1/2"	27"
SWS-BCFH18BN	24-1/16"	17-1/2"	33"
SWS-BCFH18PC	24-1/16"	17-1/2"	33"



Scan to watch the installation video
<https://delivr.com/2xyyp>

Corner Organization: Premium Wood Lazy Susan Kits



Scan to watch the
installation video
<http://delivr.com/276SA>

Corner Organization: Premium Wood Lazy Susan Kits

Lazy susan shelf is made from birch plywood with UV finish
 Solid birch finger jointed rim
 Shelves have a 1" inside rim height and 1-5/8" overall height
 Independently rotating shelves
 Positive stop on kidney shelf units
 Chrome-plated pole with stylish chrome hubs featuring adjustable height
 Sold as complete set with shelves, poles, mounting hardware and instructions included
 Compatible with NorthPoint Cabinetry® and all other cabinetry meeting the minimum size requirements

*Twist and Lock Pole
for Easy Installation*



Round	# Shelves	Diameter	Interior Cabinet Height	Weight Capacity per Shelf	Ctn Qty
LSR218-SET	2	18"	21-1/2"-37-1/4"	26 lb.	1
LSR224-SET	2	24"	21-1/2"-37-1/4"	63 lb.	1
LSR228-SET	2	28"	21-1/2"-37-1/4"	86 lb.	1
LSR2318-SET	3	18"	31-1/2"-43"	26 lb.	1



Kidney	# Shelves	Diameter	Interior Cabinet Height	Weight Capacity per Shelf	Ctn Qty
LSK224-SET	2	24"	21-1/2"-37-1/4"	47 lb.	1
LSK228-SET	2	28"	21-1/2"-37-1/4"	65 lb.	1
LSK232-SET	2	32"	21-1/2"-37-1/4"	84 lb.	1



Corner Organization: Premium Wood Shelves & Poles



*Poles & Shelves
Sold Separately*

Corner Organization: Premium Wood Shelves & Poles



Constructed with strong 5/8" thick birch plywood base and 1" inside height solid birch finger jointed rim
Clear UV finish
Available with and without 1-1/2" center hole for shelf or pole installation
32" is compatible with NorthPoint Cabinetry® and all other cabinetry meeting the minimum size requirements

Shelves	Diameter	Height	Weight Capacity per Shelf	Ctn Qty
LSK24	24"	1-5/8"	47 lb.	4
LSK28	28"	1-5/8"	65 lb.	4
LSK32	32"	1-5/8"	84 lb.	4
LSK24H	24" with hole	1-5/8"	47 lb.	4
LSK28H	28" with hole	1-5/8"	65 lb.	4
LSK32H	32" with hole	1-5/8"	84 lb.	4

Recommended screw: #6 pan head



Heavy-duty steel pole system for 2 kidney shelves, measures 16-1/2" in overall height with shelves installed
Kidney with 1-1/2" hole installs to bottom shelf, kidney without hole installs to top shelf – both shelves feature positive stop to self-align with pie corner
Powder coated almond finish blends with wooden shelves and matches most applications

Poles	Height	Ctn Qty
LSP2 (2 shelves)	16-1/2"	4

Recommended screw: #8 pan head

Corner Organization: Premium Wood Swivel Lazy Susans



top view



bottom view



swivel



Lazy susan made from strong 5/8" birch plywood base with 1" inside height solid birch finger jointed rim, all with a clear UV finish

Preinstalled with a high quality cast aluminum swivel with solid steel bearings

Swivel is non-stop for continuous smooth revolutions

Easy to install, minimal installation time, 4 screws included

Matching color plastic cap included to cover installation hole in lazy susan

18" is compatible with NorthPoint Cabinetry® and all other cabinetry meeting the minimum size requirements

Round	Diameter	Shelf Height	Swivel Size	Weight Capacity per Shelf	Ctn Qty
LSR18-S	18"	1-5/8"	7"	26 lb.	4
LSR24-S	24"	1-5/8"	7"	63 lb.	4
LSR28-S	28"	1-5/8"	10"	86 lb.	4

Lazy susan made from strong 5/8" birch plywood base with 1" inside height solid birch finger jointed rim, all with a clear UV finish

Preinstalled with a high quality cast aluminum swivel with solid steel bearings

360° swivel with stop

Easy to install, minimal installation time, 4 screws included

32" is compatible with NorthPoint Cabinetry® and all other cabinetry meeting the minimum size requirements



top view



bottom view



swivel with stop

Kidney	Diameter	Shelf Height	Swivel Size	Weight Capacity per Shelf	Ctn Qty
LSK28-S	28"	1-5/8"	10" with stop	65 lb.	4
LSK32-S	32"	1-5/8"	10" with stop	84 lb.	4

Scan to watch the installation video
<http://delivr.com/2GNPF>



Corner Organization: Economy Wire Swivel Lazy Susan

Cabinet
Organizers

360°
rotating



360 degree revolving tray
Great for organizing dry goods and cans
Fits 24" diagonal wall corner cabinet
Heavy-duty wire construction
Quickly mounts to cabinet floor or fixed shelf using
four screws (included)
Compatible with NorthPoint Cabinetry® and all other
cabinetry meeting the minimum size requirements



	Description	Finish	Diameter	Height	Fits Standard Cabinet Size	Weight Capacity	Ctn Qty
MLSR18-S-R	Single Shelf Lazy Susan	Polished Chrome	17-5/16"	3-13/16"	24" diagonal wall corner	30 lb.	1

Corner Organization: Economy Banded Swivel Lazy Susans

Round	Diameter	Swivel Size	Weight Capacity per Shelf	Ctn Qty
BLSR18-S	18"	8"	26 lb.	4
BLSR20-S	20"	8"	38 lb.	4
BLSR24-S	24"	8"	63 lb.	4
BLSR28-S	28"	9"	86 lb.	4



top view



bottom view



Lazy susan made from birch plywood with clear UV finish
 1" inside rim height and 1-9/16" overall height
 Preinstalled with a steel swivel
 Swivel is nonstop for continuous smooth revolutions
 Easy to install, minimal installation time, 4 screws included
 Matching color plastic cap included to cover installation hole in lazy susan
 Compatible with NorthPoint Cabinetry® and all other cabinetry meeting the minimum size requirements



Kidney	Diameter	Swivel Size	Weight Capacity per Shelf	Ctn Qty
BLSK28-S	28"	8" with stop	65 lb.	4
BLSK32-S	32"	9" with stop	84 lb.	4



top view



bottom view



Lazy susan made from birch plywood with clear UV finish
 1" inside rim height and 1-9/16" overall height
 Preinstalled with a steel swivel
 360° swivel with stop
 Easy to install, minimal installation time, 4 screws included
 Compatible with NorthPoint Cabinetry® and all other cabinetry meeting the minimum size requirements



Scan to watch the installation video
<http://delivr.com/2M9W7>

Corner Organization: Economy Banded Lazy Susan Kits

*Twist and Lock Pole
for Easy Installation*



**Scan to watch the
installation video**
<http://delivr.com/2U78U>

Round	# Shelves	Diameter	Interior Cabinet Height	Weight Capacity per Shelf	Ctn Qty
BLSR218-SET	2	18"	24-1/2"-32-3/4"	26 lb.	1
BLSR220-SET	2	20"	24-1/2"-32-3/4"	38 lb.	1
BLSR224-SET	2	24"	24-1/2"-32-3/4"	63 lb.	1
BLSR228-SET	2	28"	24-1/2"-32-3/4"	86 lb.	1
BLSR2318-SET	3	18"	37-3/8"-46"	26 lb.	1
BLSR2320-SET	3	20"	37-3/8"-46"	38 lb.	1

Kidney	# Shelves	Diameter	Interior Cabinet Height	Weight Capacity per Shelf	Ctn Qty
BLSK224-SET	2	24"	24-1/2"-32-3/4"	47 lb.	1
BLSK228-SET	2	28"	24-1/2"-32-3/4"	65 lb.	1
BLSK232-SET	2	32"	24-1/2"-32-3/4"	84 lb.	1

Shelf is made from birch plywood with clear UV finish

Shelves have a 1" inside rim height and 1-9/16" overall height

Independently rotating shelves

Chrome pole with beige polymer plastic bearings that blend with wooden shelves

Pole features adjustable shelves

Positive stop on kidney shelf units

Height adjustable for cabinets with 25-3/4" - 32-3/4" interior heights (37-3/8" - 46" for 3 tier)

Sold as complete set with shelves, poles, mounting hardware and instructions included

Compatible with NorthPoint Cabinetry® and all other cabinetry meeting the minimum size requirements

Corner Organization: Plastic Lazy Susan with Chrome Hub Kits



- Independently rotating shelves featuring smooth surface area
- Chrome-plated stainless steel pole with chrome-plated hubs and adjustable height
- Pole features adjustable shelves
- Positive stop on kidney shelf units
- 18" diameter shelves have 1-7/16" overall rim height and 9/16" inside rim height
- 24" and 28" diameter shelves have 1-7/8" overall rim height and 1" inside rim height
- 32" diameter shelves have 2-1/8" overall rim height and 1-3/8" inside rim height
- Sold as complete set with shelves, poles, mounting hardware, and instructions included
- Compatible with NorthPoint Cabinetry® and all other cabinetry meeting the minimum size requirements



Scan to watch the installation video
<http://delivr.com/2D4U3>

Round	# Shelves	Diameter	Interior Cabinet Height	Weight Capacity per Shelf	Ctn Qty
PLSMR18	2	18"	21-1/2"–37-1/4"	26 lb.	1
PLSMR24	2	24"	21-1/2"–37-1/4"	63 lb.	1
PLSMR28	2	28"	21-1/2"–37-1/4"	86 lb.	1
PLSMR318	3	18"	31-1/2"–43"	26 lb.	1



Kidney	# Shelves	Diameter	Interior Cabinet Height	Weight Capacity per Shelf	Ctn Qty
PLSMK24	2	24"	21-1/2"–37-1/4"	47 lb.	1
PLSMK28	2	28"	21-1/2"–37-1/4"	65 lb.	1
PLSMK32	2	32"	21-1/2"–37-1/4"	84 lb.	1

Corner Organization: Economy Plastic Lazy Susan Kits

*Twist and Lock Pole
for Easy Installation*



**Twist
clockwise
to lock**

**Counter
clockwise
to release**



**Installation
Screws
Included**

Round	# Shelves	Diameter	Interior Cabinet Height	Weight Capacity per Shelf	Ctn Qty
PLSR218	2	18"	21-1/2"–37-1/4"	26 lb	1
PLSR224	2	24"	21-1/2"–37-1/4"	63 lb	1
PLSR228	2	28"	21-1/2"–37-1/4"	86 lb	1
PLSR2318	3	18"	31-1/2"–43"	26 lb	1



**Scan to watch the
installation video**
<http://delivr.com/2XKDZ>



*Twist and
Lock Pole*



**Installation
Screws
Included**



Kidney	# Shelves	Diameter	Interior Cabinet Height	Weight Capacity per Shelf	Ctn Qty
PLSK224	2	24"	21-1/2"–37-1/4"	47 lb	1
PLSK228	2	28"	21-1/2"–37-1/4"	65 lb	1
PLSK232	2	32"	21-1/2"–37-1/4"	84 lb	1

- Independently rotating shelves featuring smooth surface area
- Chrome-plated stainless steel pole with white polymer plastic hubs and adjustable height
- Pole features adjustable shelves
- Positive stop on kidney shelf units
- 18" diameter shelves have 1-7/16" overall rim height and 9/16" inside rim height
- 24" and 28" diameter shelves have 1-7/8" overall rim height and 1" inside rim height
- 32" diameter shelves have 2-1/8" overall rim height and 1-3/8" inside rim height
- Sold as complete set with shelves, poles, mounting hardware, and instructions included
- Compatible with NorthPoint Cabinetry® and all other cabinetry meeting the minimum size requirements

Corner Organization: Plastic Pie-Cut Lazy Susan



Door attaches directly to lazy susan

Available in 24" and 28" diameters

Patented height adjustment wheel for fine tuning that is easily accessible

Cardboard template to streamline installation

Twist and lock pole

Designed for inset door application



Scan to watch the installation video
<http://delivr.com/285UG>



Twist and Lock Pole for Easy Installation



Description	Diameter	Height	Weight Capacity per Shelf	Standard Cabinet Size	Ctn Qty
PLSP24 24" Pie-cut lazy susan with 2 shelves	24"	adjustable 25-7/8"-32"	47 lb.	lazy susan base corner	1
PLSP28 28" Pie-cut lazy susan with 2 shelves	28"	adjustable 25-7/8"-32"	65 lb.	lazy susan base corner	1

Installation screws included

Corner Organization: Half-Moon Lazy Susans

Cabinet
Organizers

- One model for both left-hand and right-hand installs
- Shelves mount from underside or a clean look and ease of cleaning
- Gives easy access to the hard to reach areas of a blind corner
- Available in wood or plastic shelves
- Available in 3 sizes: 12", 15" and 18"
- Compatible with NorthPoint Cabinetry® and all other cabinetry meeting the minimum size requirements



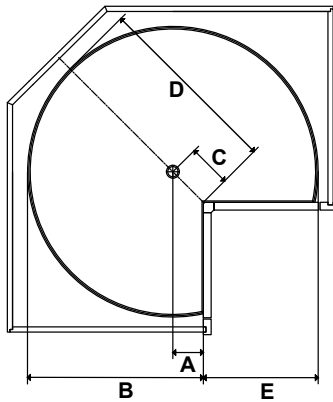
Scan to watch the
installation video
<http://delivr.com/2HX9R>



	Description	Width	Depth	Height	Standard Cabinet Size	Weight Capacity per Shelf	Ctn Qty
WOOD SETS	HMLS-W-3212 32" Half-Moon Lazy Susan Set - Wood Shelves	31-1/16"	14-1/4"	17-5/16"	blind corner	35 lb.	1
	HMLS-W-3515 35" Half-Moon Lazy Susan Set - Wood Shelves	33-9/16"	17-3/16"	17-5/16"	blind corner	46 lb.	1
	HMLS-W-3818 38" Half-Moon Lazy Susan Set - Wood Shelves	37-11/16"	19-11/16"	17-5/16"	blind corner	60 lb.	1
PLASTIC SETS	HMLS-P-3212 32" Half-Moon Lazy Susan Set - Plastic Shelves	31-1/16"	14-1/4"	17-5/16"	blind corner	34 lb.	1
	HMLS-P-3515 35" Half-Moon Lazy Susan Set - Plastic Shelves	33-9/16"	17-3/16"	17-5/16"	blind corner	45 lb.	1
	HMLS-P-3818 38" Half-Moon Lazy Susan Set - Plastic Shelves	37-11/16"	19-11/16"	17-5/16"	blind corner	60 lb.	1

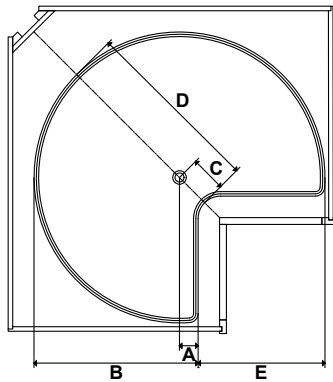
Installation screws included

Lazy Susan Spec Drawings



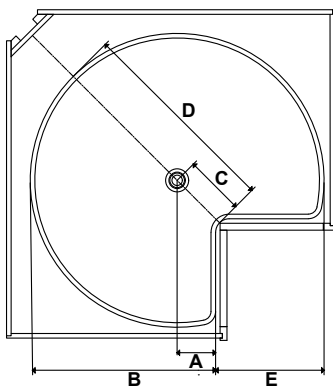
Plastic Lazy Susans - Pie Cut

Shelf	Series	A	B	C	D	E
24" Pie Cut	PLSP24	1-5/16"	13-3/8"	1-3/4"	13-15/16"	10-5/8" + 1/8" GAP
28" Pie Cut	PLSP28	2-15/16"	16-15/16"	4-5/32"	18-5/32"	11-1/8" + 1/8" GAP



Plastic Lazy Susans - Kidney

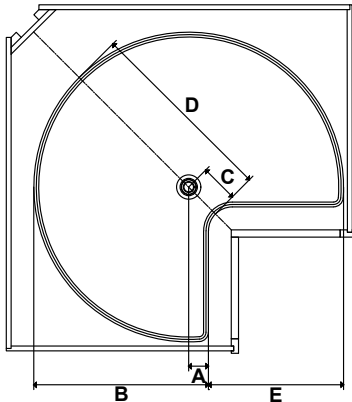
Shelf	Series	A	B	C	D	E
24" Kidney	PLSK224	2-1/16"	14-1/16"	3-15/16"	15-15/16"	9-15/16"
28" Kidney	PLSK228	2-1/16"	16-1/16"	3-13/32"	17-13/32"	11-15/16"
32" Kidney	PLSK232	2-1/16"	18-1/16"	3-29/32"	19-29/32"	13-15/16"



Wood Banded Lazy Susans - Kidney

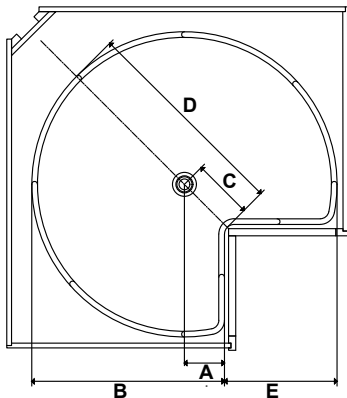
Shelf	Series	A	B	C	D	E
24" Kidney	BLSK224	1-29/32"	13-29/32"	2-23/32"	14-23/32"	10-3/32"
28" Kidney	BLSK228	3-1/32"	17-1/32"	4-9/32"	18-9/32"	10-31/32"
32" Kidney	BLSK232	4-3/16"	20-3/16"	5-15/16"	21-15/16"	11-13/16"

Lazy Susan Spec Drawings



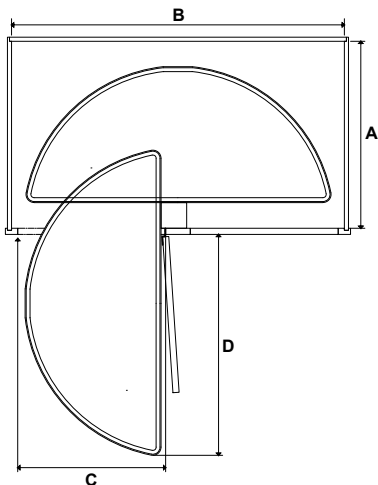
Plastic Lazy Susans with Chrome Hubs - Kidney

Shelf	Series	A	B	C	D	E
24" Kidney	PLSMK24	2-1/16"	14-1/16"	3-15/16"	15-15/16"	9-15/16"
28" Kidney	PLSMK28	2-1/16"	16-1/16"	3-13/32"	17-13/32"	11-15/16"
32" Kidney	PLSMK32	2-1/16"	18-1/16"	3-29/32"	19-29/32"	13-15/16"



Premium Wood Lazy Susans - Kidney

Shelf	Series	A	B	C	D	E
24" Kidney	LSK224	1-29/32"	13-29/32"	2-23/32"	14-23/32"	10-3/32"
28" Kidney	LSK228	3-1/32"	17-1/32"	4-9/32"	18-9/32"	10-31/32"
32" Kidney	LSK232	4-3/16"	20-3/16"	5-15/16"	21-15/16"	11-13/16"



Lazy Susans - Half Moon

Shelf	Series	A	B	C	D
32" Plastic Half-Moon	HMLS-P-3512	22-1/2"	34-1/2"	12"	20-1/2"
35" Plastic Half-Moon	HMLS-P-3515	22-1/2"	37"	15"	22-9/16"
38" Plastic Half-Moon	HMLS-P-3518	22-1/2"	39-1/2"	18"	26-7/8"
32" Wood Half-Moon	HMLS-W-3512	22-1/2"	34-1/2"	12"	20-1/2"
35" Wood Half-Moon	HMLS-W-3515	22-1/2"	37"	15"	22-9/16"
38" Wood Half-Moon	HMLS-W-3518	22-1/2"	39-1/2"	18"	26-7/8"

PANTRY ORGANIZATION



Wood Pullout
Page 377

Pantry Organization

Organize everyone's favorite spot in the kitchen with a Hardware Resources pantry solution. From the traditional pantry pullout to our innovative pantry swingout, we have a solution for pantry storage needs.



**Wood Swingout &
Door Mount**
Pages 378-379



Wood Pullout
Page 377



Chrome Pullout
Page 376



Chrome Swingout
Pages 374-375



**Custom Drawer Boxes with
Pilaster System**
Page 380-383

Pantry Organizers: Premium Chrome Swingout

Pantry Storage that provides easy access to all stored items by pulling out of the cabinet and pivoting 90 degrees

90°
rotating



! Shown using
only 4 baskets.
● 5 baskets included.



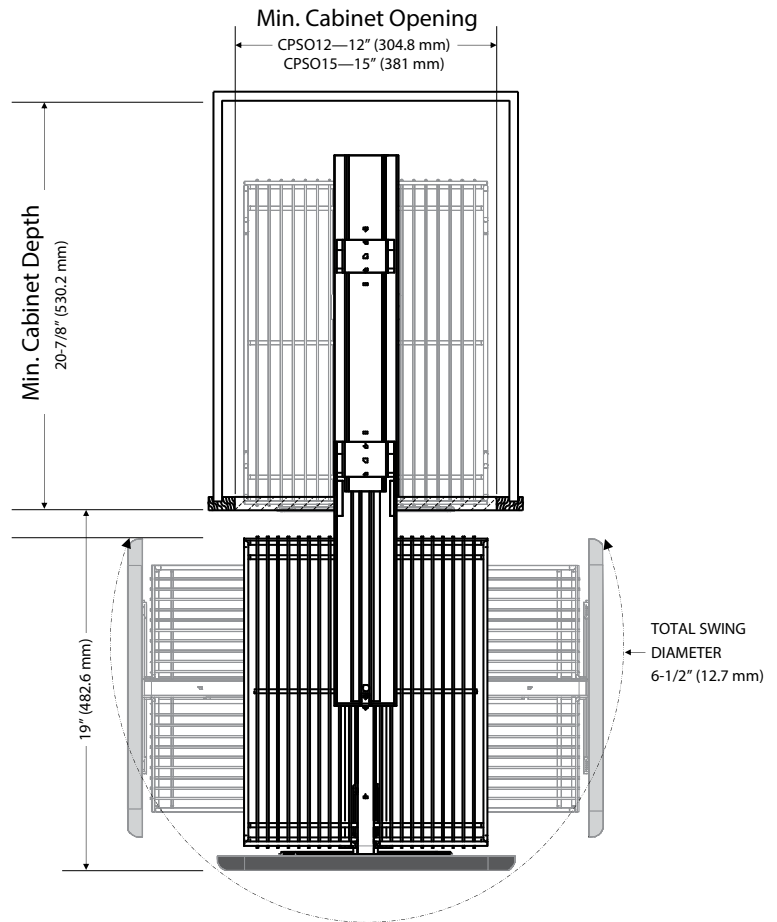
Pantry Organizers: Premium Chrome Swingout

Cabinet
Organizers

- Features soft-close slides – 175 lb. weight capacity
- Smooth, quiet opening and closing motion
- Integrated door mounting brackets*
- Includes 5 heavy-duty wire baskets with chrome finish
- Basket placement is adjustable
- Non-slip clear acrylic basket liners included
- Frames adjust to fit variable heights
- Pivots 90° in each direction when fully extended
- For face frame or frameless cabinets**

*If door panel is less than 1/2" thick, additional material may need to be added to the rear of the door

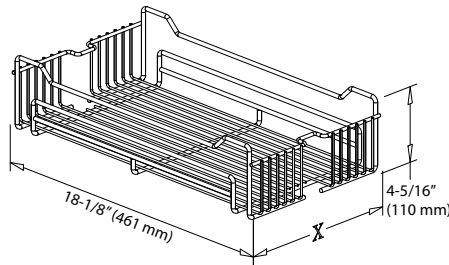
**For face frame cabinet installation, additional cabinet blocking will be required for top mounting bracket.



Scan to watch the
installation video
<http://delivr.com/2m8fn>



**FRAMELESS
FRIENDLY!**



Cab. Opening	Basket Width (X)
For 12" opening	9-5/8"
For 15" opening	13-1/2"

	Width	Depth	Height	# of Baskets	Standard Cabinet Size	Weight Capacity	Ctn Qty
CPSO1274SC	9-7/8"	19-3/8"	61-7/16" to 74-13/16"	5	15" pantry with 12" opening	175 lb.	1
CPSO1286SC	9-7/8"	19-3/8"	73-1/4" to 86-5/8"	5	15" pantry with 12" opening	175 lb.	1
CPSO1574SC	13-9/16"	19-3/8"	61-7/16" to 74-13/16"	5	18" pantry with 15" opening	175 lb.	1
CPSO1586SC	13-9/16"	19-3/8"	73-1/4" to 86-5/8"	5	18" pantry with 15" opening	175 lb.	1

Recommended screw:

#6 pan head

hardware
resources

800.463.0660 | www.HardwareResources.com

[375]

Pantry Organizers: Premium Chrome Pullout

Pantry storage pulls fully out from the cabinet for easy access to the back of the shelf



- Features soft-close slides – 175 lb. total weight capacity
- Smooth, quiet opening and closing motion
- Integrated door mounting brackets*
- Heavy-duty wire baskets with chrome finish and non-slip clear acrylic basket liners
- Basket placement is adjustable
- Frames adjust to fit variable heights
- Extends fully out of the cabinet
- For face frame or frameless cabinets**

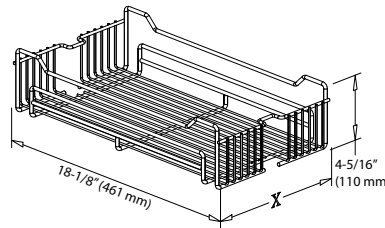
*If door panel is less than 1/2" thick, additional material may need to be added to the rear of the door

**For face frame cabinet installation, additional cabinet blocking will be required for top mounting bracket.



Scan to watch the installation video
<http://delivr.com/2s8ay>

FRAMELESS FRIENDLY!



Cab. Opening	Basket Width (X)
For 12" opening	9-5/8"
For 15" opening	13-1/2"
For 18" opening	17-1/2"

	Width	Depth	Height	# Baskets	Standard Cabinet Size	Min. Opening	Weight Capacity	Ctn Qty
CPPO1263SC	9-7/8"	19-3/8"	49-5/8" to 63"	4	15" pantry with 12" opening	9-7/8"	175 lb.	1
CPPO1274SC	9-7/8"	19-3/8"	61-7/16" to 74-13/16"	5	15" pantry with 12" opening	9-7/8"	175 lb.	1
CPPO1286SC	9-7/8"	19-3/8"	73-1/4" to 86-5/8"	5	15" pantry with 12" opening	9-7/8"	175 lb.	1
CPPO1563SC	13-9/16"	19-3/8"	49-5/8" to 63"	4	18" pantry with 15" opening	13-9/16"	175 lb.	1
CPPO1574SC	13-9/16"	19-3/8"	61-7/16" to 74-13/16"	5	18" pantry with 15" opening	13-9/16"	175 lb.	1
CPPO1586SC	13-9/16"	19-3/8"	73-1/4" to 86-5/8"	5	18" pantry with 15" opening	13-9/16"	175 lb.	1
CPPO2063SC	17-1/2"	19-3/8"	49-5/8" to 63"	4	23" pantry with 20" opening	17-1/2"	175 lb.	1
CPPO2074SC	17-1/2"	19-3/8"	61-7/16" to 74-13/16"	5	23" pantry with 20" opening	17-1/2"	175 lb.	1
CPPO2086SC	17-1/2"	19-3/8"	73-1/4" to 86-5/8"	5	23" pantry with 20" opening	17-1/2"	175 lb.	1

Recommended screw:

#6 pan head

Pantry Organizers: Wood Pullout

Cabinet
Organizers

Wood pantry storage keeps items within arms reach by bringing the back of the cabinet to the front



- Solid white birch plywood construction with clear UV Finish
- Top shelf and bottom 2 shelves are fixed
- 2 adjustable middle shelves
- Ships preassembled and installs quickly
- Patented top mounting bracket eliminates side-to-side movement and sag
- Top mounting bracket allows for 3" of adjustability and can be used for frameless or face frame cabinetry
- 400 lb. heavy-duty ball bearing bottom slides and 225 lb. ball bearing top slide
- Patented integrated 6-way adjustable door mounting brackets allow for easy mounting of door
- Compatible with NorthPoint Cabinetry® and all other cabinetry meeting the minimum size requirements



Scan to watch the
installation video
<http://delivr.com/2ZRYV>

**FRAMELESS
FRIENDLY!**



9,565,936 & 9,661,924
& 10,028,581

	Width	Depth	Height	# Shelves	Standard Cabinet Size	Min. Opening	Weight Capacity	Ctn Qty
PPO2-548	5-1/2"	22-1/2"	46" to 49"	5	9" pantry with 6" opening	5-1/2"	400 lb.	1
PPO2-554	5-1/2"	22-1/2"	52" to 55"	5	9" pantry with 6" opening	5-1/2"	400 lb.	1
PPO2-560	5-1/2"	22-1/2"	59" to 62"	5	9" pantry with 6" opening	5-1/2"	400 lb.	1
PPO2-848	8-1/2"	22-1/2"	46" to 49"	5	12" pantry with 9" opening	8-1/2"	400 lb.	1
PPO2-854	8-1/2"	22-1/2"	52" to 55"	5	12" pantry with 9" opening	8-1/2"	400 lb.	1
PPO2-860	8-1/2"	22-1/2"	59" to 62"	5	12" pantry with 9" opening	8-1/2"	400 lb.	1
PPO2-1148	11-1/2"	22-1/2"	46" to 49"	5	15" pantry with 12" opening	11-1/2"	400 lb.	1
PPO2-1154	11-1/2"	22-1/2"	52" to 55"	5	15" pantry with 12" opening	11-1/2"	400 lb.	1
PPO2-1160	11-1/2"	22-1/2"	59" to 62"	5	15" pantry with 12" opening	11-1/2"	400 lb.	1
PPO2-1448	14-1/2"	22-1/2"	46" to 49"	5	18" pantry with 15" opening	14-1/2"	400 lb.	1
PPO2-1454	14-1/2"	22-1/2"	52" to 55"	5	18" pantry with 15" opening	14-1/2"	400 lb.	1
PPO2-1460	14-1/2"	22-1/2"	59" to 62"	5	18" pantry with 15" opening	14-1/2"	400 lb.	1

Recommended screw:

#6 pan head



Extra Rails Ctn Qty

RAIL-17-PC	Extra rail for PPO2 series	50
------------	----------------------------	----

Pantry Organizers: Wood Swingout

Hinged wooden shelves attach to vertical divider adding another layer of pantry storage. Pairs well with our wood door-mount racks.



- Used in pantry cabinets with recessed center divider
- Minimum opening 33" wide
- Top shelf and bottom 2 shelves are fixed
- 2 adjustable middle shelves
- Piano hinge allows left and right shelves to swing out
- Solid birch and birch plywood construction with clear UV finish
- Wings ship preassembled to center mounting strip



Scan to watch the installation video
<http://delivr.com/2fz83>



Extra Rails

	Length	Height	Ctn Qty
RAIL-9-PC	9-1/4"	1-3/4"	50

		Width	Depth	Height	Standard Cabinet Size	Ctn Qty
A	PSO45	25-15/16"	8"	45-5/8"	36" pantry	1

Recommended screw: #8 flat head

Pantry Organizers: Wood Door Mount

Reclaim the back of pantry doors for usable storage space. Pairs well with our wood swingout.

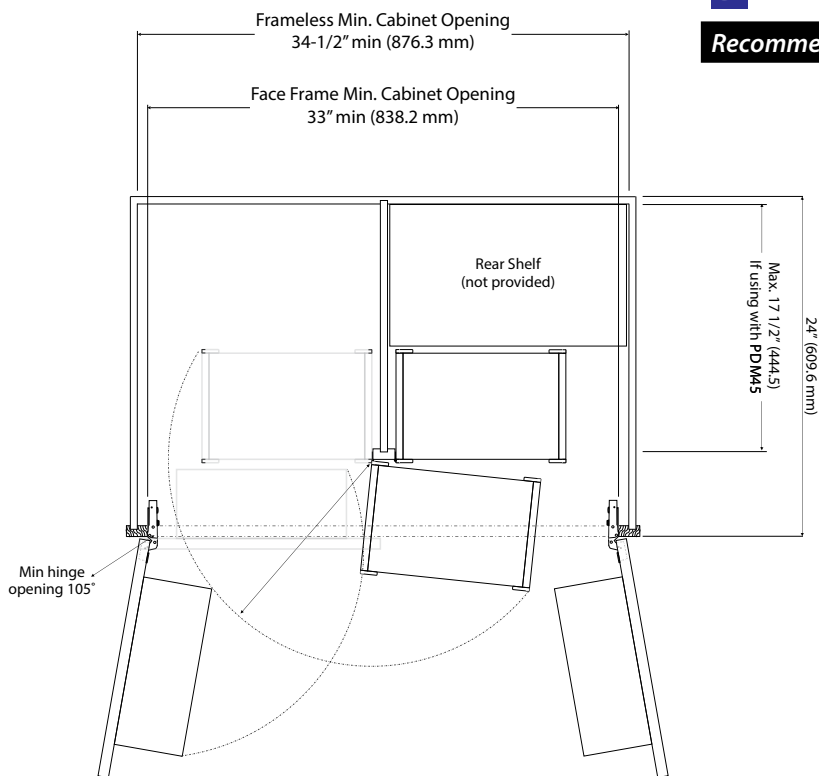


- Mounts to the inside of hinged pantry doors, minimum 48" tall and 13" wide
- Three adjustable middle shelves
- Solid birch and birch plywood construction with clear UV finish
- Ships preassembled and quickly installs to cabinet door, as pictured
- Can be used in conjunction with Pantry Swingout



	Width	Depth	Height	Standard Cabinet Size	Ctn Qty
B PDM45	12"	4-7/8"	45-5/8"	18" pantry door	1

Recommended screw: #8 flat head



Extra Rails	Length	Height	Ctn Qty
RAIL-9-PC	9-1/4"	1-3/4"	50

Pantry Organizers: Build Your Own Rollouts



Rollout Box



Drawer Slide



QuickTray Pilaster System



CUSTOMIZED STORAGE SOLUTIONS

Maximize your kitchen with custom storage solutions.

Our custom order-to-size rollouts are manufactured in our plant in Louisiana. Add our best-selling Dura-Close® drawer slides and our QuickTray pilaster system, and you can create custom storage solutions for your customers.

Great for pantries, pot and lid storage, small kitchen appliances and miscellaneous kitchen wares. Customizable for any size cabinet, existing or new construction.



Pots & Lids



Pantry



Pantry Organizers: Quick Tray Pilaster System

Cabinet
Organizers



- » System only requires four simple components
- » Overall height is 20-1/8"
- » Vertical adjustment of shelves in increments of 1-1/4"
- » No tools necessary for shelf adjustments
- » Front spacing lip allows for offset behind the face frame
- » Supports are non-handed for easy installation
- » Frameless application can be mounted with wood or euro screws
- » Face frame application can be fastened with staples or wood screws
- » Can be factory installed or added to existing cabinets

Pilasters:


Maple	B512-01 5 pks/ctn	1-1/4" Pilaster System Pack, clear-coated maple pilaster with beige insert Pack Includes: 4 pilasters, 8 undermount hook dowels* and 16 screws
	B500-00 100 pks/ctn	Quick Tray 1" Pilaster bulk pack Pack Includes: 100 pilasters, 200 undermount hook dowels* and 200 screws
White	B520-00 20 pks/ctn	1" Pilaster System Pack Pack Includes: 4 pilasters, 8 undermount hook dowels* and 8 screws
	B521-00 20 pks/ctn	1-1/4" Pilaster System Pack Pack Includes: 4 pilasters, 8 undermount hook dowels* and 8 screws
Beige	B520-01 20 pks/ctn	1" Pilaster System Pack Pack Includes: 4 pilasters, 8 undermount hook dowels* and 8 screws
	B521-01 20 pks/ctn	1-1/4" Pilaster System Pack Pack Includes: 4 pilasters, 8 undermount hook dowels* and 8 screws

Use with any slide:


UNDERMOUNT






BALL BEARING



EPOXY



Accessories:

White	530117 2,000 pc/ctn	7/8" Plastic Spacer with 1-3/8" CC holes 1-7/8" overall width	
	EXE001 2,000 pc/ctn	3/4" Spacer with 32 mm holes	
Beige	B-400-02 100 pc/pk 10 pks/ctn	Drawer Bumper for Rollout Tray 11/16" (18 mm) Recommended screw: 6X7160-B	
Zinc	T-506 1,000 pc/ctn	Hook Dowels for ball bearing slides (sold individually)	
	T-508 1,000 pc/ctn	Hook Dowels for undermount slides (sold individually)	

*Ball bearing slide hook
dowels sold separately



Scan the QR Code to view the
Quick Tray calculation sheet or
visit <https://delivr.com/2hwjs>

hardware
resources®

800.463.0660 | www.HardwareResources.com

[381]

Pantry Organizers: Dovetail Drawer Boxes



Ordering specifications:

- Standard drawer, rollout, or high-back rollout boxes
- Assembled or unassembled
- Standard heights with custom depth & width
- 1/4" standard or 1/2" bottom
- Optional universal notch for undermount slides
- Optional undermount slide clip factory installed

Easy Online Ordering & Instant Price Quoting

See website for details

Production and delivery:

- Competitive pricing
- Standard 7-day turnaround after order confirmation
- Quick-to-ship production for qualifying states

- A** 5/8" Hard Maple UV Coated or Unfinished
- B** 5/8" Aspen UV Coated
- C** 5/8" White Birch, Imported, Finger Jointed..... UV Coated
- D** 5/8" Rustic White Birch, Imported, Finger Jointed.. UV Coated
- E** 5/8" Rubberwood, Imported, Finger Jointed UV Coated
- F** 1/2" Birch Plywood UV Coated or Unfinished
- G** 1/2" Birch Plywood Edgebanded UV Coated

HEIGHT OPTIONS	2"	2.5"	3"	3.5"	4"	5"	6"	7"	8"	9"	9.5"	10"	11"	12"
1/2" Birch Plywood	x	x	x	x	x	x	x	x	x	x	x	x	x	
1/2" Edgebanded Plywood		x	x		x	x	x	x	x	x		x	x	
5/8" Hardwoods	x	x	x	x	x	x	x	x	x	x	x	x	x	x
High-Back (all species)							x	x	x	x	x	x	x	x

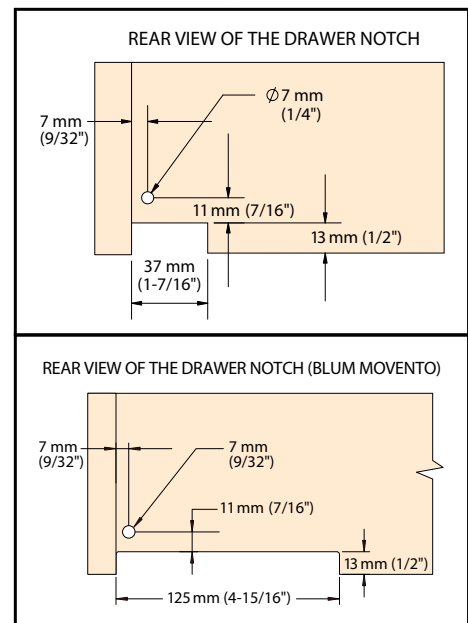
*All high-back drawers will have a 3" front and a scoop cutout on the front face. 6" minimum height.

SIZING	Min. Depth	Max. Depth	Min. Width (without clips)	Min. Width (with clips)	Max. Width	Min. Height
Standard Drawer						
5/8" Material	7"	51"	6"	See table below	51"	2"
1/2" Material	7"	51"	6"	See table below	51"	2"
Rollout Drawer						
5/8" Material	7"	51"	6"	See table below	51"	2"
1/2" Material	7"	51"	6"	See table below	51"	2"
High-Back Rollout						
5/8" Material	12"	51"	5-1/2"	See table below	51"	6"
1/2" Material	12"	51"	5-1/2"	See table below	51"	6"

	US-CLIP2ND-XX	US-CLIP-2W	US-CLIP-NR	USCLIP500-2-XX
5/8" Material	7.25"	6.25"	4.875"	8.25"
1/2" Material	7"	6"	4.5"	8"

#6 x 5/8" pan head screw recommended for installation.

Drawer boxes are cut and assembled in the USA by Hardware Resources. Hard Maple and Aspen are North American hardwoods. White Birch and Rubberwood are imported A/B grade hardwood, Rustic White Birch is C/D grade hardwood laminated & finger jointed. Birch plywood is Carb Compliant 9-ply high density plywood with no internal voids. UV cured coating is 100% solid and contains no VOC. Each UV coated piece is double coated to ensure a lasting finish.





Pantry Organizers: Dovetail Drawer Boxes



High-Back Rollout
(minimum 6" height)



Rollout



Scan to calculate
drawer box sizes
<https://delivr.com/2e2qq>

Complimentary High Definition Laser Engraving on Hardwood Boxes

- Upcharge per box for plywood only
- Simply provide a high-resolution logo file. We'll do the rest!
- Accepted file types are EPS, AI, PDF, PSD, JPEG, PNG, TIFF
- Maximum logo size is 1-1/2" tall x 6" wide. Minimum box height for engraving is 3"
- Not available on high-back rollouts or boxes over 24" deep
- Placed on the front left inside edge of the box
- One logo per customer. Logos are kept on file for future orders
- *Don't have a logo? Choose from our preselected fonts to customize your company name*



Drawer Box Linear Material



White Birch, Finger Jointed

	Height	Thickness	Coating	Ctn Qty
DW58X030	3"	5/8"	UV Coated	80LF
DW58X035	3-1/2"	5/8"	UV Coated	80LF
DW58X040	4"	5/8"	UV Coated	80LF
DW58X060	6"	5/8"	UV Coated	40LF
DW58X080	8"	5/8"	UV Coated	40LF
DW58X100	10"	5/8"	UV Coated	40LF

White Birch drawer box linear material is sold in 8' lengths in full carton quantity only



Aspen

	Height	Thickness	Coating	Ctn Qty
DA58X030	3"	5/8"	UV Coated	80LF
DA58X040	4"	5/8"	UV Coated	80LF
DA58X060	6"	5/8"	UV Coated	72LF
DA58X080	8"	5/8"	UV Coated	56LF
DA58X100	10"	5/8"	UV Coated	56LF

Aspen drawer box linear material is sold in random lengths of 5' - 8'

Pantry Organizers: Custom Rollout Accessories

Slide Mounting Kit for Ball Bearing Slides



Custom dovetail drawer boxes,
303FU drawer slide and SLIDE-KIT shown in use



4 Zinc L-brackets & slide
attachment screws

SLIDE-KIT
50 pks/ctn

Recommended screw: #6 pan head

Perfect for rollout drawers—allows you to
mount slides directly to cabinet floor or
fixed shelf

Will fit 301FU series and 303FU series ball
bearing slides as well as USE series
undermount slides

Threaded collars mean secure attachment using
only a screwdriver

Screws for mounting to slides included

#6 pan head screw suggested for installation to cabinet floor



Pantry Organizers: Custom Rollout Accessories

Cabinet
Organizers

Rear Mounting Block for Undermount Slides



1 pair blocks &
attachment screws

USE-RMB
250 pks/ctn

Screws included

Attach rear mounting block to the back of the shelf
instead of notching and boring

For use with USE58-500 or USE58-300 undermount
slides

Maximum apron thickness 16 mm (5/8") for our
USE58 series slides

One pair of our drawer clips is required per shelf

Installation screws are provided

DRAWER ORGANIZATION



Angled Utensil Insert
Page 389

Drawer Organization

Tame drawer clutter with Hardware Resources' drawer organizers. From complete drawer organization to drop-in inserts, these products will help organize everything from cutlery to spices.




Double Coffee Drawer
Page 394



Coffee Pod Insert
Page 395




Cutlery Insert
Page 390



Knife Block Insert
Page 392



Spice Tray Insert
Page 393



Double Cutlery Drawer
Page 388

Drawer Organizers: Double Cutlery Drawer

Replace a basic drawer with this two-tier organizer for maximized cutlery and silverware storage



Scan to watch the
installation video
<http://delivr.com/2r2j4>


Make the most of space with this two tier system

Top tier includes preassembled full-extension ball bearing slides

Ships notched and bored for recommended use with USE58-300 undermount drawer slides (sold separately)

Drawer front not included

Made from 1/2" solid white birch dovetail drawer sides and 1/4" prefinished birch plywood bottoms, all with clear UV finish



	Width	Depth	Height	Slide	Min Opening	Standard Cabinet Size	Weight Capacity	Ctn Qty
CD15	11-1/2"	21"	4-3/16"	100 lb.	12"	15" base	100 lb.	1
CD18	14-1/2"	21"	4-3/16"	100 lb.	15"	18" base	100 lb.	1
CD21	17-1/2"	21"	4-3/16"	100 lb.	18"	21" base	100 lb.	1

Drawer Organizers: Angled Utensil Insert

Cabinet
Organizers


Add this drop-in divider to keep oversize utensils organized in drawers



	Width	Depth	Height	Recommended Drawer	Ctn Qty
AU021-B24	19-3/16"	19-1/2"	2-1/2"	21" wide drawer*	3

*Item can be trimmed to fit smaller drawer

- Large 4" divider sections perfect for storing larger cooking utensils
- Designed to drop into a drawer with no installation needed
- Solid birch and birch plywood construction with clear UV finish
- Transition piece is included to use multiple inserts in wider drawers for a seamless look
- Compatible with NorthPoint Cabinetry® and all other cabinetry meeting the minimum size requirements



Drawer Organizers: Cutlery Insert

Easy drop-in installation makes this cutlery tray a no-brainer to add to drawers



	Width	Depth	Height	Recommended Drawer	Ctn Qty
DO15A-B18*	9" - 14"	19-1/2"	2-3/8"	15" wide drawer*	7
DO21A-B24*	15" - 20"	19-1/2"	2-3/8"	21" wide drawer*	7

*Item can be trimmed to fit smaller drawer

Adjustable width allows inserts to fit a variety of sized drawers

DO15A-B18 is adjustable from 9" Min to 14" Max

DO21A-B24 is adjustable from 15" Min to 20" Max

Cutlery sections are 2-3/8" wide

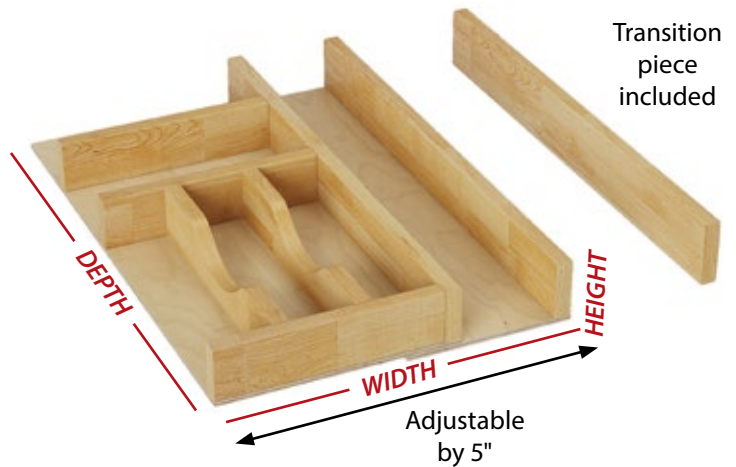
2-3/8" total height

Solid birch and birch plywood construction with clear UV finish

Sized to fit 15" and 21" drawers with no trimming needed

Transition piece is included to use multiple inserts in wider drawers for a seamless look

Compatible with NorthPoint Cabinetry® and all other cabinetry meeting the minimum size requirements



Drawer Organizers: SlimLine Cutlery Insert

Drop-in cutlery tray keeps the kitchen's most-used drawer organized—now with even more cubbies



	Width	Depth	Height	Recommended Drawer	Ctn Qty
CO15A NEW	9" - 14"	19-1/2"	2-3/8"	15" wide drawer	7
CO21A NEW	15" - 20"	19-1/2"	2-3/8"	21" wide drawer	7

SlimLine design made from thinner material for even more storage space

Adjustable width to fit a variety of sized drawers


Closed edge design for finished look

Extender piece included to allow up to 5" width adjustability

Trimnable depth for shallower drawers

White birch fingerjointed wood material

Compatible with NorthPoint Cabinetry® and all other cabinetry meeting the minimum size requirements



Drawer Organizers: Knife Block Insert


Store knives safely in a drawer with this knife block that also features a compartment for accessories like scissors or a sharpening tool



	Width	Depth	Height	Ctn Qty
KO18-B21*	16-3/16"	19-1/2"	2-3/8"	7

*Item can be trimmed to fit smaller drawer

- For use in 18" wide drawer
- Comes with 19 knife slots and built-in front storage partition
- Solid birch and birch plywood construction with clear UV finish
- Transition piece is included to use multiple inserts in wider drawers for a seamless look
- Designed to drop into a drawer with no installation needed
- Compatible with NorthPoint Cabinetry® and all other cabinetry meeting the minimum size requirements



Transition piece included

Drawer Organizers: Spice Tray Insert

Cabinet
Organizers

This drop-in organizer stores small bottles and jars at an angle so that labels can be easily read



	Width	Depth	Height	Ctn Qty
SPO15-B18*	13-3/16"	19-1/2"	13/16"	7
SPO24-B27*	22-1/4"	19-1/2"	13/16"	6

*Item can be trimmed to fit smaller drawer

Holds wide variety of spice jars and containers
For use in 15" or 24" drawers or trim to size
Solid birch and birch plywood construction
with clear UV finish

Transition piece is included to use multiple
inserts in wider drawers for a seamless look
Designed to drop into a drawer with
no installation needed

Compatible with NorthPoint Cabinetry® and all
other cabinetry meeting the minimum size
requirements



Transition
piece
included

Drawer Organizers: Double Coffee Drawer



Easily replace a drawer in an 18" or 24" standard base cabinet for a customized coffee storage solution



Scan to watch the installation video
<https://delivr.com/2p33j>

KNCD21 shown in use

Your customers will love a coffee nook that includes our new double coffee drawer

- Double drawer design maximizes the storage potential while keeping coffee pods organized and out of sight
- Top tier includes full extension 100 lb. ball bearing slides preassembled to drawer box
- Birch hardwood construction with UV coating that is durable and easy to clean
- Recommended for use with full-extension undermount slides* (not included)
- Compatible with NorthPoint Cabinetry® and all other cabinetry meeting the minimum size requirements



KNCD15

Store 40 Keurig K-Cup® pods or **Nespresso® Original Line capsules with the 15" drawer or store 56 with the 21" drawer



KNCD21



The top coffee pod tray slides back to access the bottom tier for storage of sugar, creamer, tea, stir spoons, and more



**Convert top tray for Nespresso® Original Line capsules with included support board

	Description	Finish	Width	Depth	Height	Standard Cab. Size	Weight Capacity	Carton Quantity
KNCD15	NEW Double Coffee Drawer	UV Coated	14-1/2"	21"	4-3/16"	18" base	100 lb	1
KNCD21	NEW Double Coffee Drawer	UV Coated	20-1/2"	21"	4-3/16"	24" base	100 lb	1

*USE58-300-21 slides with USCLIP2ND-4W clips

Keurig K-Cup® pods are a trademark of Keurig products and Hardware Resources is not affiliated or endorsed by Keurig products. Nespresso® pods are a trademark of Nestlé products and Hardware Resources is not affiliated or endorsed by Nestlé products.

Drawer Organizers: Adjustable Drop-In Coffee Pod Insert

Maximize storage of coffee pods and accessories in an existing drawer with a drop-in organizer



SHIPS FULLY ASSEMBLED

KCCO15 shown in 18" wide cabinet with 14.5" wide drawer

A perfect fit: adjustable for an extra 5" width, and trimmable 2.5" depth
 Framed on all 4 sides for clean look
 Birch hardwood construction with UV coating that is durable and easy to clean
 Compatible with NorthPoint Cabinetry® and all other cabinetry meeting the minimum size requirements



KCCO15

Store 21 Keurig K-Cup® pods with the 15" insert or store 42 with the 21" insert



KCCO21

	Description	Finish	Width	Depth	Height	Standard Cab. Size	Carton Quantity
KCCO15	Adjustable Drop-In Coffee Pod Drawer Insert	UV Coated	9"-14"	19-1/2"	2-3/8"	15", 18" base	7
KCCO21 NEW	Adjustable Drop-In Coffee Pod Drawer Insert	UV Coated	15"-20"	19-1/2"	2-3/8"	21", 24" base	7

Keurig K-Cup® pods are a trademark of Keurig products and Hardware Resources is not affiliated or endorsed by Keurig products.


Drawer Organizers: Peg Board Insert

Tame drawer clutter and maximize storage with this trimmable-to-size insert and its variety of accessories



	# Pegs	Width	Depth	Height	Ctn Qty
PEG-9*	9	24-1/4"	21-1/4"	6-5/8"	1
PEG-12*	12	30-1/4"	21-1/4"	6-5/8"	1
PEG-16*	16	39-1/4"	21-1/4"	6-5/8"	1

*Item can be trimmed to fit smaller drawer



Pegs included - see table above for quantity
 Solid 5/8" birch plywood bottom panel with clear UV finish
 Press-in solid birch pegs with clear UV finish
 Ideal storage for dinnerware or plastic containers
 Designed to drop into a drawer with no installation needed
 All sizes can be trimmed to fit
 Compatible with NorthPoint Cabinetry® and all other cabinetry meeting the minimum size requirements



Additional Pegs	# Pegs	Top Diameter	Bottom Diameter	Height	Ctn Qty
PEG-BOX	4	1"	1-5/8"	6"	1

Press-in solid birch pegs with clear UV finish
 Use with PEG-9, PEG-12 or PEG-16

Drawer Organizers: Peg Board Accessories

Cookware is always within reach with these press-in organizers designed to work with our peg board insert



Pot/Pan Organizer

Holds up to five pots or pans and includes a handle rest
Adjustable dividers can be moved for a variety of configurations
Can be combined with Lid Organizer PEG-LO
Use with PEG-9, PEG-12, or PEG-16
Designed to drop into a drawer with no installation needed

Lid Organizer

Holds six lids
Can be combined with Pot Organizer PEG-PO
Use with PEG-9, PEG-12 or PEG-16
Designed to drop into a drawer with no installation needed

	<i>Description</i>	<i>Width</i>	<i>Depth</i>	<i>Height</i>	<i>Ctn Qty</i>
A	PEG-PO Pot Organizer	5-3/8"	15-3/16"	6-5/8"	1
B	PEG-LO Lid Organizer	5-3/16"	16-7/16"	5-7/16"	1



Drawer Organizers: Stainless Steel Tipout Tray

Reclaim wasted space in front of a sink by converting false drawers to usable storage



Convert false front drawers into useful hidden storage space

Sold as kits or individual trays and hinge pairs

Each kit includes 2 trays, 4 hinges, and screws

Stainless steel is durable and easily cleaned

Ships with all necessary hinges and screws

Hinges are self closing and feature adjustable opening angle

1-9/16" slim depth trays are great for use in low clearance applications behind large sinks

Compatible with NorthPoint Cabinetry® and all other cabinetry meeting the minimum size requirements



Kits	Width	Depth	Height	Standard Cabinet Size	Ctn Qty
TOSS11-R	11-11/16"	2"	3"	36" base	4 kits
TOSS11S-R	11-11/16"	1-9/16"	3"	36" base	4 kits
TOSS14-R	14-13/16"	2"	3"	36" base	4 kits
TOSS14S-R	14-13/16"	1-9/16"	3"	36" base	4 kits

Kit includes 2 trays, 4 hinges & installation screws

Individual Items

	Width	Depth	Height	Ctn Qty
TOSS11-REPL	11-11/16"	2"	3"	1 tray
TOSS11S-REPL	11-11/16"	1-9/16"	3"	1 tray
TOSS14-REPL	14-13/16"	2"	3"	1 tray
TOSS14S-REPL	14-13/16"	1-9/16"	3"	1 tray
TIPOUT-HINGE	-	-	-	1 pair

Drawer Organizers: White Tipout Tray:

Cabinet
Organizers

Perfect for storing sponges, scrubbers, and other small sink accessories



Convert false front drawers into useful hidden storage space
 Sold as kits or individual trays and hinge pairs
 Each kit includes 2 trays, 4 hinges, and screws
 White polymer plastic is durable and easily cleaned
 Ships with all necessary hinges and screws
 Hinges are self closing and feature adjustable opening angle
 1-9/16" slim depth trays are great for use in low clearance applications behind large sinks
 Compatible with NorthPoint Cabinetry® and all other cabinetry meeting the minimum size requirements



Kits	Width	Depth	Height	Standard Cabinet Size	Ctn Qty
TO11-R	11-11/16"	2"	3"	36" base	4 kits
TO11S-R	11-11/16"	1-9/16"	3"	36" base	4 kits
TO14-R	14-13/16"	2"	3"	36" base	4 kits
TO14S-R	14-13/16"	1-9/16"	3"	36" base	4 kits

Kit includes 2 trays, 4 hinges & installation screws

Individual Items

	Width	Depth	Height	Ctn Qty
TO11-REPL	11-11/16"	2"	3"	1 tray
TO11S-REPL	11-11/16"	1-9/16"	3"	1 tray
TO14-REPL	14-13/16"	2"	3"	1 tray
TO14S-REPL	14-13/16"	1-9/16"	3"	1 tray
TIPOUT-HINGE	-	-	-	1 pair



WALL ORGANIZATION



"No Wiggle" Wall Cabinet Pullout
Page 402

Wall Cabinet Organization

Maximize cabinet storage with Hardware Resources' wall cabinet organizers. From cabinet pullouts and bakeware organizers to spice racks and wine accessories, we can help you make the most beautiful and organized kitchen.



Wall Cabinet Organization: "No Wiggle" Wall Pullout

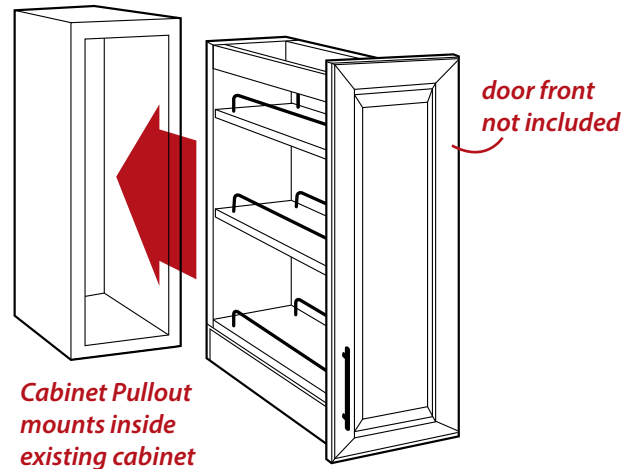
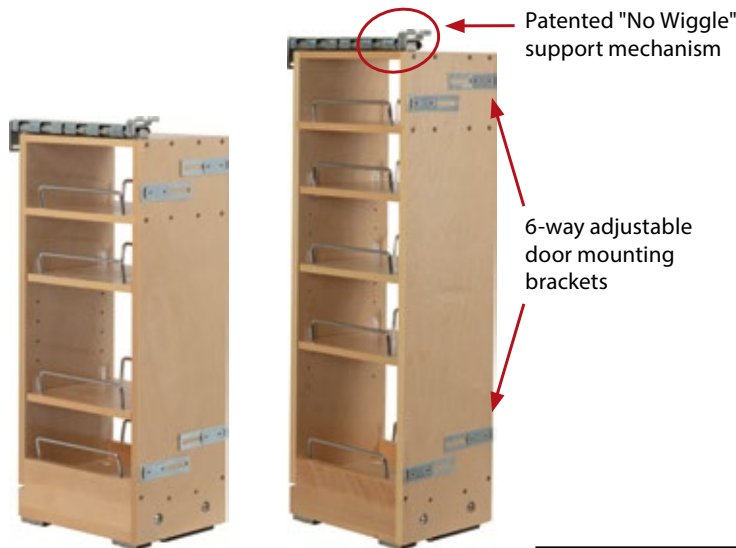
Organize spice jars and canisters in upper cabinets securely, even when the pullout is in motion



9,661,924 & 9,723,922
10,028,581 & 10,251,480



- Built on our "No Wiggle" platform
- Patented top mounting bracket eliminates excessive side-to-side movement and sag
- Bottom slides are concealed heavy-duty slides with soft-close mechanism
- Patented integrated 6-way adjustable door-mounting brackets allow for easy mounting of door
- Two adjustable shelves (26" height) and three adjustable shelves (32" height) included
- Frameless Friendly! Works in both face frame and frameless applications
- Ships fully assembled making installation a breeze
- Compatible with NorthPoint Cabinetry® and all other cabinetry meeting the minimum size requirements



WPO2-268SC

WPO2-328SC

	Width	Depth	Height	Min. Opening	Standard Cabinet Size	Weight Capacity	Ctn Qty
WPO2-265SC	5"	10-3/8"	26"	5-1/2"	9" wall	100 lb.	1
WPO2-268SC	8"	10-3/8"	26"	8-1/2"	12" wall	100 lb.	1
WPO2-325SC	5"	10-3/8"	32"	5-1/2"	9" wall	100 lb.	1
WPO2-328SC	8"	10-3/8"	32"	8-1/2"	12" wall	100 lb.	1

Recommended screw:

#8 flat head



Scan to watch the installation video
<https://delivr.com/2zu57>

Wall Cabinet Organization: Wall Filler Pullout

Make functional storage from spaces as small as 3" wide in upper cabinet runs

- Used in 3" and 6" wide wall cabinet applications
- Installs in dead space between wall cabinets
- Two adjustable middle shelves
- Solid birch and birch plywood construction with clear UV finish
- Featuring 303FU Series full-extension 100 lb. ball bearing slides
- Ships preassembled and quickly installs to adjacent wall cabinets using predrilled pilot holes



	Width	Depth	Height	Min. Opening	Weight Capacity	Ctn Qty
WFPO330	3"	11-1/8"	30"	3"	50 lb.	1
WFPO630	6"	11-1/8"	30"	6"	50 lb.	1
WFPO336	3"	11-1/8"	36"	3"	50 lb.	1
WFPO636	6"	11-1/8"	36"	6"	50 lb.	1
WFPO342	3"	11-1/8"	42"	3"	50 lb.	1
WFPO642	6"	11-1/8"	42"	6"	50 lb.	1

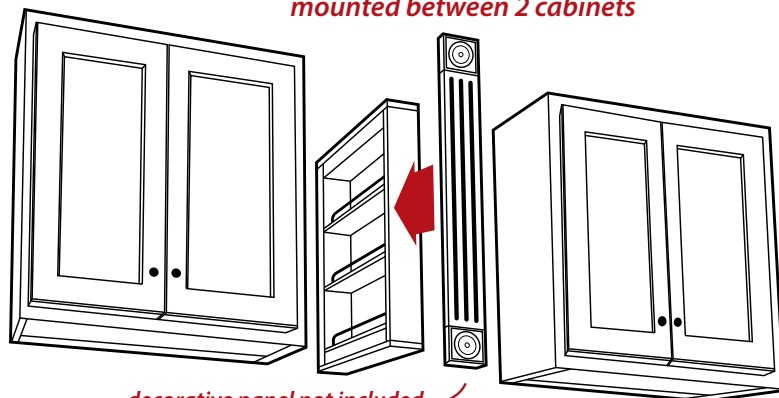
Recommended screw: #6 face frame



Extra Shelves & Rails

		Ctn Qty
WFPO3-ES	Extra shelf for 3" WFPO	1
WFPO6-ES	Extra shelf for 6" WFPO	1
RAIL-7-PC	Extra rail for WFPO series	50

Wall Filler Pullout shown mounted between 2 cabinets



decorative panel not included

See the Hardware Resources Wood Products catalog or www.HardwareResources.com for more information.

Wall Cabinet Organization: Wire Tray Divider

Create vertical storage for trays and bakeware with these no-frills wire dividers



Easily and quickly installs with four screws (included)


Completely versatile organization – use multiple tray dividers and mix and match sizes to customize your storage

Place multiple dividers at any spacing – narrow for baking sheets and wider for cutting boards and baking dishes

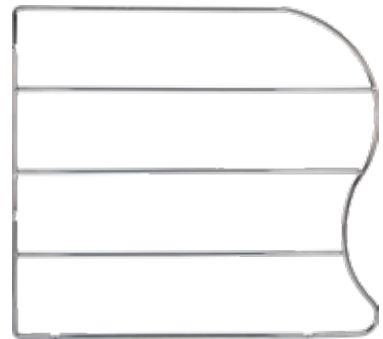
Polished Chrome finish

Sold individually

Compatible with NorthPoint Cabinetry® and all other cabinetry meeting the minimum size requirements



TD12-PC



TD18-PC


	Width	Depth	Height	Standard Cab. Size	Ctn Qty
TD12-PC	1/4"	20"	12"	base or pantry	1
TD18-PC	1/4"	20"	18"	base or pantry	1



Mounts quickly to the cabinet floor and back wall with 4 screws

Wall Cabinet Organization: Wooden Tray Divider

Store bakeware, platters, and trays with this elegant wooden divider



For 24" depth and 12" width cabinets (can be trimmed to smaller width)

Three removable dividers insert to allow 4 separate storage units with 2-3/4" interior storage width

Solid birch and birch plywood construction with clear UV finish

Ships flat pack

Easy to assemble

Compatible with NorthPoint Cabinetry® and all other cabinetry meeting the minimum size requirements



	Width	Depth	Height	Standard Cab. Size	Ctn Qty
TD3	11-3/4"	22-1/4"	16"	15" base or pantry	5

Recommended screw: #8 flat head

Wall Cabinet Organization: Door Mounted Spice Racks

Installs to back of cabinet door and holds a wide variety of spice jars, containers, and bottles



Door Mount Spice Rack with Adjustable Shelves

Ships with two support rails (22-3/8", 25-3/8", or 28-3/8" wide) which can be cut to size and allow installation to door stile

Three shelves: lower shelf is fixed, and two upper shelves are adjustable

Solid birch and birch plywood construction with clear UV finish

Compatible with NorthPoint Cabinetry® and all other cabinetry meeting the minimum size requirements



	Width	Depth	Height	Min. Opening	Standard Cab. Size	Ctn Qty
SPR9A	9-1/2"	4"	24"	12"	15" wall or base	5
SPR12A	12-1/2"	4"	24"	15"	18" wall or base	5
SPR15A	15-1/2"	4"	24"	18"	21" wall or base	5

Recommended screw: #8 pan head

Extra Rails	Length	Height	Ctn Qty	Use with HR Part #
RAIL-9-PC	9-1/4"	1-3/4"	50	SPR12A
RAIL-12-PC	12-1/4"	1-3/4"	50	SPR15A

Wall Cabinet Organization: Wooden Stemware Rack



Wooden Stemware Rack

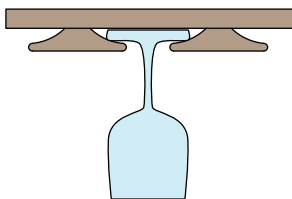
- Used in 18", 30", or 36" wide spaces to hold 4, 7, or 8 rows of glasses
- For 12" deep cabinets (width and depth can be trimmed to fit smaller applications)
- Solid wood is sanded and can be finished to match the application
- Quickly installs using #6 x 1" pan head screws (provided)

	Species	Rows	Width	Depth	Height	Ctn Qty
SR18	Maple	4	18"	12"	1-1/2"	5
SR30	Maple	7	30"	12"	1-1/2"	5
SR36	Maple	8	36"	12"	1-1/2"	5



36" Wooden Stemware Rack

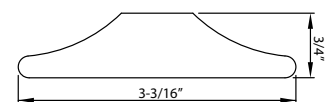
Build your own stemware rack



Wooden Stemware Moulding

- Cut to any length
- Priced by the linear foot, sold in 8' lengths

	Species	Width	Depth	Ctn Qty
STMW-ALD	Alder	3-3/16"	3/4"	40 LF
STMW-HMP	Hard Maple	3-3/16"	3/4"	40 LF



Wall Cabinet Organization: Wooden Wine Bottle Lattice

Create wine bottle storage with these trimmable lattice racks

Can be cut to size
Beveled mouldings with routed face
Mouldings are 5/8" thick x 3/4" wide
3-3/4" x 3-3/4" bottle openings
Solid wood is sanded and can be finished to match the application
Sold by the piece

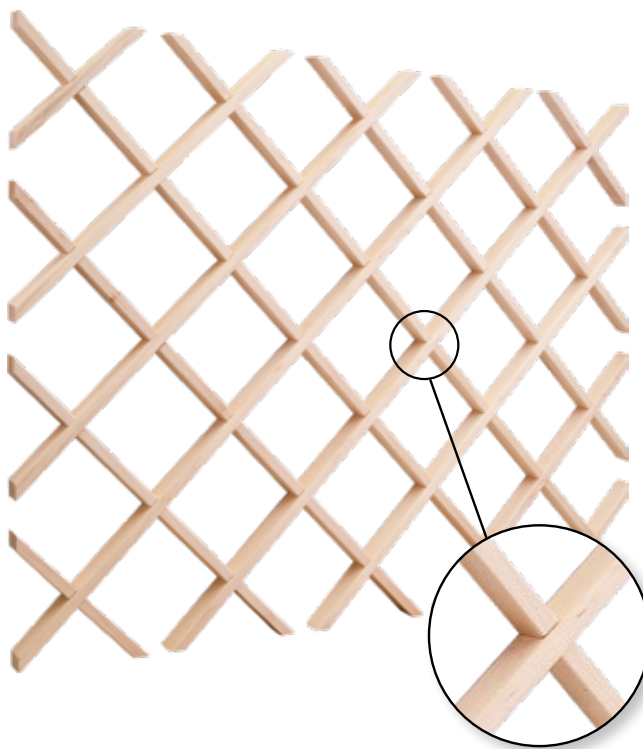
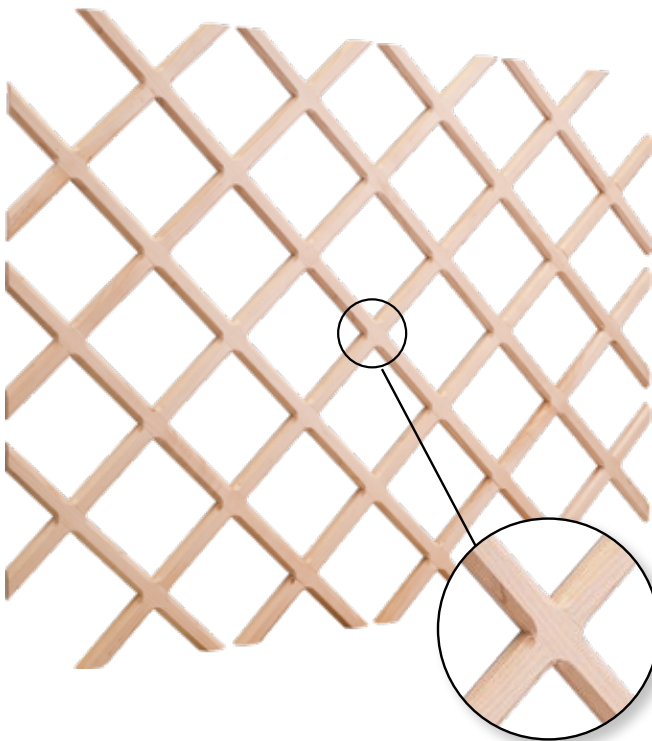
	<i>Species</i>	<i>Width</i>	<i>Height</i>	<i>Ctn Qty</i>
WR30-2ALD	Alder	24"	30"	10
WR30-2MP	Maple	24"	30"	10
WR30-2OK	Oak	24"	30"	10
WR45-2ALD	Alder	25"	45"	10
WR45-2MP	Maple	25"	45"	10
WR45-2OK	Oak	25"	45"	10
WR48-2ALD	Alder	36"	48"	10
WR48-2MP	Maple	36"	48"	10
WR48-2OK	Oak	36"	48"	10

Recommended screw: #6 flat head

Can be cut to size
Mouldings are 3/4" thick x 7/16" wide
4" x 4" bottle openings
Solid maple is sanded and can be finished to match the application
Sold by the piece

	<i>Species</i>	<i>Width</i>	<i>Height</i>	<i>Ctn Qty</i>
WR30MP	Maple	24"	30"	10
WR36MP	Maple	36"	36"	10


Recommended screw: #6 flat head



Wall Cabinet Organization: Wooden Bottle Rack & Wire Stemware

Wire Stemware Rack

- Thick wire gauge construction
- Under-cabinet mount with hidden installation holes
- Screws not included



	Finish	Front Width	Rear Width	Length	Ctn Qty
9409002	Satin Chrome	4"	1-3/8"	11-7/16"	100
9409004	Polished Chrome	4"	1-3/8"	11-7/16"	100
9409005	Brushed Oil Rubbed Bronze	4"	1-3/8"	11-7/16"	100

Recommended screw: #6 flat head



	Species	# Bottles	Width	Depth	Height	Ctn Qty
BR24	Maple	5	24"	3/4"	2"	20
BR30	Maple	6	30"	3/4"	2"	20
BR48	Maple	10	48"	3/4"	2"	20

Recommended screw: #8 flat head



Wooden Bottle Rack

- Use in 24", 30", or 48" wide spaces to hold 5, 6, or 10 bottles
- Can also be trimmed to fit into 18" minimum spaces
- Install to base of cabinet or multiple units can be stacked
- Solid wood is sanded and can be finished to match the application
- Ships with front and back rails
- Screws not included

STORAGE with STYLE®

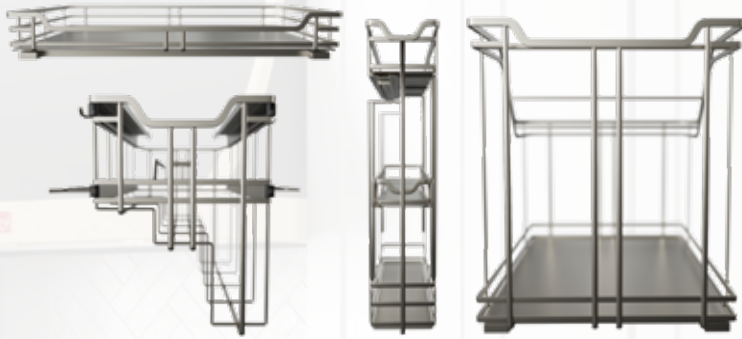
Storage solutions that beautifully coordinate to create a harmonious kitchen design

..... Drawer Base Pullout

..... Blind Corner Pullout

..... Trash Can Pullout

Storage with Style® is a designer organizer collection that beautifully coordinates to create a harmonious kitchen design. Add storage solutions to your kitchen with a trash can pullout, spice pullout, utensil pullout, pot and lid organizer, and pullout basket; all designed to coordinate for a cohesive look and to eliminate the need to reach inside a cabinet.



Design is in the details

Curved flat wire design details flow across all organizers to create a cohesive collection identity.



Stylish finish options

Designer finishes of Black Nickel and Polished Chrome coordinate with popular hardware styles. Mix finishes to add variety.



Base Pullout

Pot & Lid Organizer

Pullout Basket



Blind Corner Pullout

All four baskets slide and pull out of the corner cabinet opening for full access

Metal baskets are adjustable in height

Universal design for left or right-hand blind corners

Available in standard and full-height blind corner cabinets.
For full-height option, additional baskets can be added to make a three-tiered organizer (see at right)

Includes heavy-duty soft-close slides for smooth movement in and out of the cabinet (preinstalled)

Heavy-duty frame construction ensures organizer is stable when in motion


Acrylic liners add stability to baskets and are easy to clean

Compatible with NorthPoint Cabinetry® and all other cabinetry meeting the minimum size requirements





Black Nickel

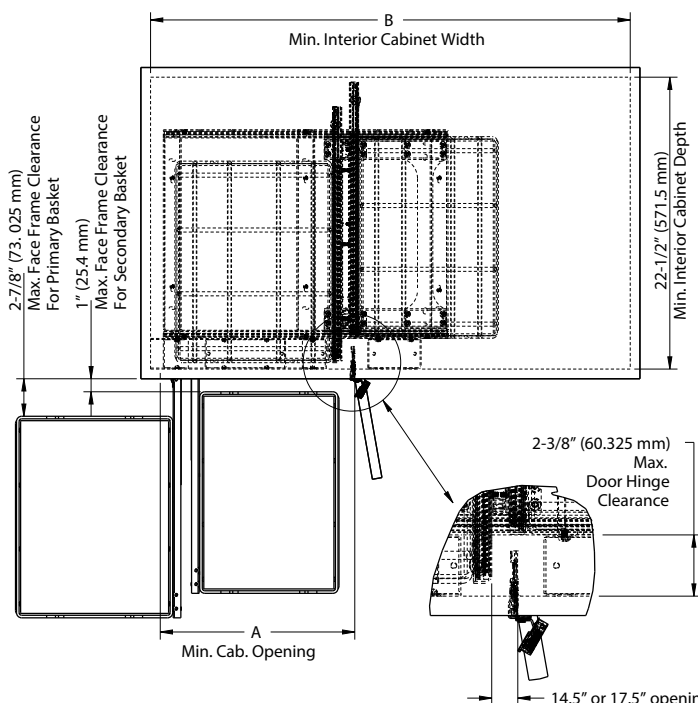


Polished Chrome

Description	Item Number	Frame Color	Width	Depth	Height	Standard Cabinet Size	Weight Capacity	Ctn Qty
Blind Corner Organizer for Standard-Height 15" Opening	SWS-BCS15BN	Black Nickel	26-13/16"	22-1/8"	20-9/16"	Blind Corner with drawer	130 lb.	1
	SWS-BCS15PC	Polished Chrome	26-13/16"	22-1/8"	20-9/16"	Blind Corner with drawer	130 lb.	1
Blind Corner Organizer for Standard-Height 18" Opening	SWS-BCS18BN	Black Nickel	32-7/8"	22-1/8"	20-9/16"	Blind Corner with drawer	130 lb.	1
	SWS-BCS18PC	Polished Chrome	32-7/8"	22-1/8"	20-9/16"	Blind Corner with drawer	130 lb.	1
Blind Corner Organizer for Full-Height 15" Opening*	SWS-BCFH15BN	Black Nickel	26-13/16"	22-1/8"	24-1/16"	Blind Corner - full-height door	130 lb.	1
	SWS-BCFH15PC	Polished Chrome	26-13/16"	22-1/8"	24-1/16"	Blind Corner - full-height door	130 lb.	1
Blind Corner Organizer for Full-Height 18" Opening*	SWS-BCFH18BN	Black Nickel	32-7/8"	22-1/8"	24-1/16"	Blind Corner - full-height door	130 lb.	1
	SWS-BCFH18PC	Polished Chrome	32-7/8"	22-1/8"	24-1/16"	Blind Corner - full-height door	130 lb.	1
Pair of Extra Baskets for SWS-BCFH15 15" Opening	SWS-BCBAS15BN	Black Nickel	12-3/16"	15-9/16"	3-9/16"	-	25 lb.	1
	SWS-BCBAS15PC	Polished Chrome	12-3/16"	15-9/16"	3-9/16"	-	25 lb.	1
Pair of Extra Baskets for SWS-BCFH18 18" Opening	SWS-BCBAS18BN	Black Nickel	15-3/16"	15-9/16"	3-9/16"	-	25 lb.	1
	SWS-BCBAS18PC	Polished Chrome	15-3/16"	15-9/16"	3-9/16"	-	25 lb.	1

Screws included

*Full-height door required



14.5" or 17.5" openings require a compact hinge and will have 1/2" hinge clearance

15" or 18" openings will have a 1" hinge clearance for long-arm hinges

Door Opening

	Height	A	B
SWS-BCS15BN	20-9/16"	14-1/2"	27"
SWS-BCS15PC	20-9/16"	14-1/2"	27"
SWS-BCS18BN	20-9/16"	17-1/2"	33"
SWS-BCS18PC	20-9/16"	17-1/2"	33"
SWS-BCFH15BN	24-1/16"	14-1/2"	27"
SWS-BCFH15PC	24-1/16"	14-1/2"	27"
SWS-BCFH18BN	24-1/16"	17-1/2"	33"
SWS-BCFH18PC	24-1/16"	17-1/2"	33"



Scan to watch the installation video

<https://delivr.com/2xyyp>



SHIPS FULLY ASSEMBLED



Scan to watch the installation video
<https://delivr.com/2eyqn>

Base Pullout

Integrated, patented 6-way adjustable door mounting brackets

"No Wiggle" patented hardware eliminates excessive sag and side-to-side movement

Smooth, soft-close slides (preinstalled)

Middle shelf is adjustable

Removable grey acrylic liners for easy cleaning

Ships fully assembled and ready to install

Requires full-height cabinet door

Compatible with NorthPoint Cabinetry® and all other cabinetry meeting the minimum size requirements



PATENT
9,723,922



Polished Chrome



Black Nickel

	Description	Frame Color	Width	Depth	Height	Min. Opening	Standard Cab. Size	Weight Capacity	Ctn Qty
SWS-BPO5BN	5" Wire Base Pullout	Black Nickel	5-15/16"	21-5/16"	24-1/16"	6"	9" full-height base	100 lb.	1
SWS-BPO5PC	5" Wire Base Pullout	Polished Chrome	5-15/16"	21-5/16"	24-1/16"	6"	9" full-height base	100 lb.	1
SWS-BPO8BN	8" Wire Base Pullout	Black Nickel	8-15/16"	21-5/16"	24-1/16"	9"	12" full-height base	100 lb.	1
SWS-BPO8PC	8" Wire Base Pullout	Polished Chrome	8-15/16"	21-5/16"	24-1/16"	9"	12" full-height base	100 lb.	1

Screws included

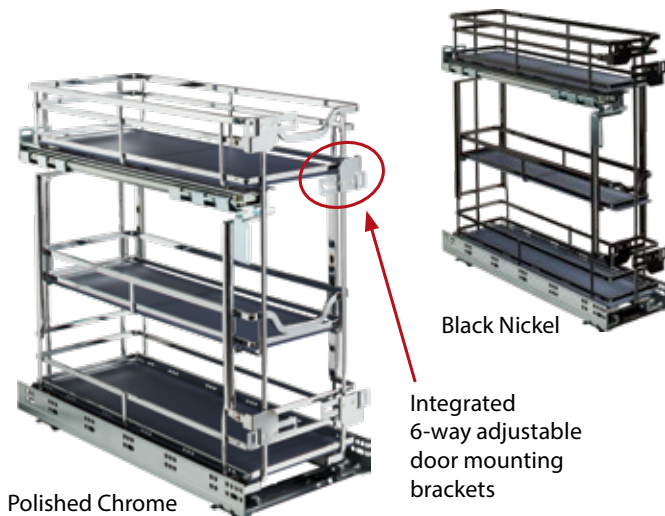
STORAGE with STYLE®



Scan to watch the installation video
<https://delivr.com/2eyqn>

Drawer Base Pullout

- Reduced height to use in a standard cabinet under a drawer.
- Integrated, patented 6-way adjustable door mounting brackets
- "No Wiggle" patented hardware eliminates excessive sag and side-to-side movement
- Smooth, soft-close slides (preinstalled)
- One adjustable shelf included
- Removable grey acrylic liners for easy cleaning
- Ships fully assembled and ready to install
- Compatible with NorthPoint Cabinetry® and all other cabinetry meeting the minimum size requirements



Polished Chrome

Black Nickel

Integrated 6-way adjustable door mounting brackets

	Description	Frame Color	Width	Depth	Height	Min. Opening	Standard Cab. Size	Weight Capacity	Ctn Qty
SWS-DBPO5BN	5" Wire Drawer Base Pullout	Black Nickel	5-15/16"	21-5/16"	20-1/4"	5"	9" base	100 lb.	1
SWS-DBPO5PC	5" Wire Drawer Base Pullout	Polished Chrome	5-15/16"	21-5/16"	20-1/4"	5"	9" base	100 lb.	1
SWS-DBPO8BN	8" Wire Drawer Base Pullout	Black Nickel	8-15/16"	21-5/16"	20-1/4"	9"	12" base	100 lb.	1
SWS-DBPO8PC	8" Wire Drawer Base Pullout	Polished Chrome	8-15/16"	21-5/16"	20-1/4"	9"	12" base	100 lb.	1

Screws included



SHIPS FULLY ASSEMBLED



Scan to watch the installation video
<https://delivr.com/2eyqn>

Utensil Base Pullout

- Convenient storage for kitchen utensils
- Includes 4 stainless steel bins that are easy to remove for cleaning
- Open bottom shelf for additional storage
- Integrated, patented 6-way adjustable door mounting brackets
- "No Wiggle" patented hardware eliminates excessive sag and side-to-side movement
- 100 lb. full extension soft close slides
- Smooth, soft-close slides (preinstalled)
- Removable grey acrylic liners for easy cleaning
- Ships fully assembled and ready to install
- Compatible with NorthPoint Cabinetry® and all other cabinetry meeting the minimum size requirements



PATENT
9,723,922

Optional 6-way adjustable door mounting brackets included



Polished Chrome



Black Nickel




Replacement canisters available
UCSS-46

	Description	Frame Color	Width	Depth	Height	Min. Opening	Standard Cab. Size	Weight Capacity	Ctn Qty
SWS-UBPO8BN	8" Wire Base Pullout	Black Nickel	8-15/16"	21-5/16"	24-1/16"	8-1/2"	12" full-height base	100 lb.	1
SWS-UBPO8PC	8" Wire Base Pullout	Polished Chrome	8-15/16"	21-5/16"	24-1/16"	8-1/2"	12" full-height base	100 lb.	1

Screws included

STORAGE with STYLE[®]



Pot & Lid Organizer Pullout

Designed to prevent pans from banging together, keeping them from being damaged and preventing unwanted noise

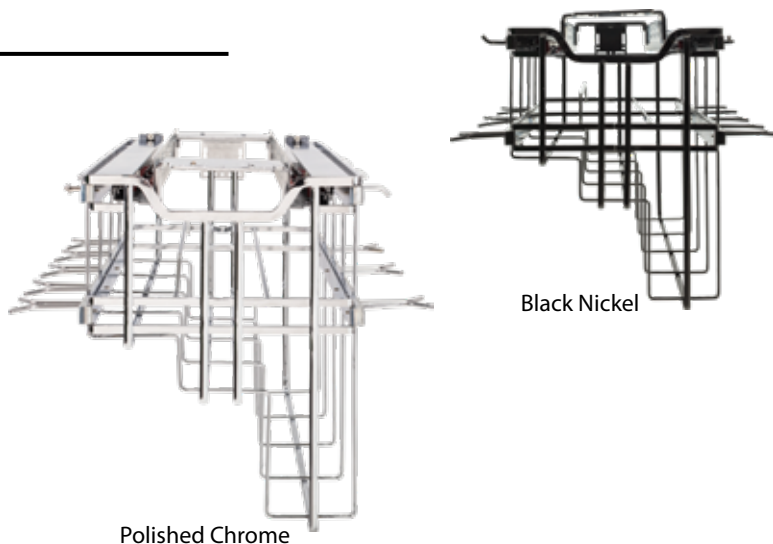
Top mounting, leaves bottom of the cabinet accessible for additional storage

Hooks are adjustable for full customization

Integrated lid storage

Smooth, soft-close slides

Ships fully assembled and installs with just four screws



Polished Chrome

Black Nickel

	<i>Frame Color</i>	<i>Width</i>	<i>Depth</i>	<i>Height</i>	<i>Min. Opening</i>	<i>Standard Cab. Size</i>	<i>Weight Capacity</i>	<i>Ctn Qty</i>
SWS-PO21BN	Black Nickel	15-5/8"	22-5/8"	13-7/16"	15-5/8"	24" base	100 lb.	1
SWS-PO21PC	Polished Chrome	15-5/8"	22-5/8"	13-7/16"	15-5/8"	24" base	100 lb.	1

Screws included



Scan to watch the
installation video
<http://delivr.com/2cjgh>



Trash Can Pullout

Ships fully assembled with trash can(s) available in 3 configurations:
double can 35 qt., double can 50 qt., and single can 35 qt.

Integrated, patented 6-way adjustable door mounting brackets

Smooth, soft-close slides (preinstalled)

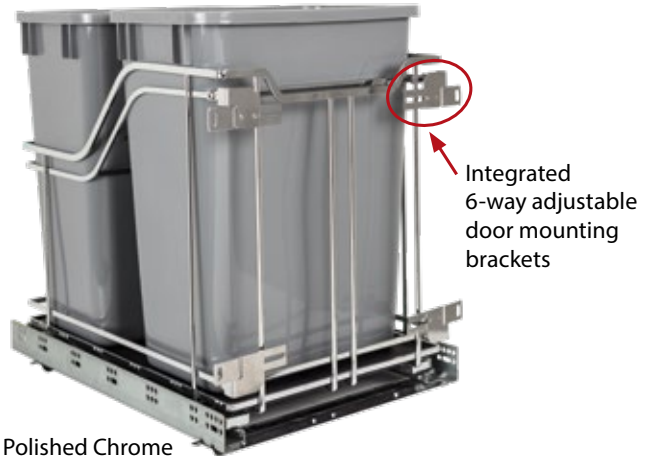
Removable grey acrylic liners for easy cleaning

Installs with just four screws

Compatible with NorthPoint Cabinetry® and all
other cabinetry meeting the minimum size requirements



PATENT
9,723,922
& D876,094



Integrated
6-way adjustable
door mounting
brackets

Polished Chrome

	Description	Frame Color	Can Color	Width	Depth	Height	Min. Opening	Standard Cab. Size	Weight Capacity	Ctn Qty
SWS-MBMS35GBN	Single 35 qt.	Black Nickel	Grey	12"	21-13/16"	20"	12"	15" base	100 lb.	1
SWS-MBMS35GPC	Single 35 qt.	Polished Chrome	Grey	12"	21-13/16"	20"	12"	15" base	100 lb.	1
SWS-MBMD35GBN	Double 35 qt.	Black Nickel	Grey	14-15/16"	21-13/16"	20"	15"	18" base	100 lb.	1
SWS-MBMD35GPC	Double 35 qt.	Polished Chrome	Grey	14-15/16"	21-13/16"	20"	15"	18" base	100 lb.	1
SWS-MBMD50GBN	Double 50 qt.	Black Nickel	Grey	14-15/16"	21-13/16"	24"	15"	18" full-height base	100 lb.	1
SWS-MBMD50GPC	Double 50 qt.	Polished Chrome	Grey	14-15/16"	21-13/16"	24"	15"	18" full-height base	100 lb.	1

Screws included

STORAGE with STYLE®

Pullout Basket & Pilaster System

- Can be bottom mounted or side-mounted for face frame or frameless application
- Stack multiple baskets with optional pilaster system
- Smooth, soft-close slides
- Sleek, modern metal design
- Available in two finishes: Polished Chrome & Black Nickel
- Removable grey acrylic liners for easy cleaning
- Compatible with NorthPoint Cabinetry® and all other cabinetry meeting the minimum size requirements



PATENT
9,723,922



SWS-WB273BN
Black Nickel



SWS-WB213PC
Polished Chrome



	Description	Frame Color	Width	Depth	Height	Min. Opening	Standard Cab. Size	Weight Capacity	Ctn Qty
SWS-WB153BN	Wire Pullout Basket	Black Nickel	14-1/2"	22-1/16"	4-1/4"	14-1/2"	18" base	100 lb.	1
SWS-WB153PC	Wire Pullout Basket	Polished Chrome	14-1/2"	22-1/16"	4-1/4"	14-1/2"	18" base	100 lb.	1
SWS-WB213BN	Wire Pullout Basket	Black Nickel	20-7/16"	22-1/16"	5-7/16"	20-1/2"	24" base	100 lb.	1
SWS-WB213PC	Wire Pullout Basket	Polished Chrome	20-7/16"	22-1/16"	5-7/16"	20-1/2"	24" base	100 lb.	1
SWS-WB273BN	Wire Pullout Basket	Black Nickel	26-5/16"	22-1/16"	5-7/16"	26-1/2"	30" base	100 lb.	1
SWS-WB273PC	Wire Pullout Basket	Polished Chrome	26-5/16"	22-1/16"	5-7/16"	26-1/2"	30" base	100 lb.	1
SWS-PILKITBN	Pilaster System	Black Nickel	1-1/4"	8/16"	21-1/2"	-	-	-	1
SWS-PILKITPC	Pilaster System	Polished Chrome	1-1/4"	8/16"	21-1/2"	-	-	-	1

Screws included

Easy-to-install
CABINET ORGANIZERS

Organize Your Kitchen in
11 minutes
or less



All you need:



Measuring Tape



Phillips Screwdriver



Pencil (optional)



11 Minutes!


It's That Easy!



1

Measure


Measure your cabinet's interior width, depth, and height. Hold your tape parallel to the cabinet's walls. Note any pipes, shelves, or hinges that may affect actual available space.



2

Set

Set your organizer in place making sure you can open and close the cabinet door easily. If the organizer installs on the cabinet door, consider marking two points to help with alignment.




3

Secure

Using your Phillips screwdriver and the screws provided, secure your organizer in place.

Retail Packaged



Scan to watch the installation video
<https://delivr.com/2h7bh>



Installation Screws Included

Great for organizing your cookware or pantry
 Full-extension ball bearing slides
 Heavy-duty wire construction
 Quickly mounts to cabinet floor or fixed shelf using four screws (included)

Compatible with NorthPoint Cabinetry® and all other cabinetry meeting the minimum size requirements

	Description	Finish	Width	Depth	Height	Min. Opening	Fits Standard Cabinet Size	Weight Capacity	Ctn Qty
MBPO15-R	Pullout Basket	Polished Chrome	11-3/8"	19-11/16"	6-3/16"	11-1/2"	15" base	50 lb.	3
MBPO18-R	Pullout Basket	Polished Chrome	14-3/8"	19-11/16"	6-3/16"	14-1/2"	18" base	50 lb.	3
MBPO21-R	Pullout Basket	Polished Chrome	17-3/8"	19-11/16"	6-3/16"	17-1/2"	21" base	50 lb.	3

Trash Can Pullout

Organize Your Kitchen in **11 minutes** or less



Retail Packaged



Cans Sold Separately



Scan to watch the installation video
<https://delivr.com/267m4>



Installation Screws Included



Use optional door mounting kit for door pullout application

- Heavy-duty 100 lb. full-extension ball bearing slides
- Thick wire frame construction
- Durable polymer plastic trash cans are easily cleaned
- Cans and lids sold separately (see page 328)
- Quickly mounts to cabinet floor using four screws (included)
- Wire handle included

- Optional 6-way adjustable door mounting kit for door pullout application
- Retail packed with English, French, and Spanish translations
- Compatible with NorthPoint Cabinetry® and all other cabinetry meeting the minimum size requirements
- Note:** Double 50 qt. unit requires full-height cabinet

	Description	Finish	Width	Depth	Height	Min. Opening	Standard Cabinet Size	Weight Capacity	Ctn Qty
CAN-EBMSB-R	Single Can 35 or 50 qt.	Black	10-1/4"	22-1/16"	13"	10-1/4"	15" base	50 lb.	6
CAN-EBMSPC-R	Single Can 35 or 50 qt.	Polished Chrome	10-1/4"	22-1/16"	13"	10-1/4"	15" base	50 lb.	6
CAN-EBMSW-R	Single Can 35 or 50 qt.	White	10-1/4"	22-1/16"	13"	10-1/4"	15" base	50 lb.	6
CAN-EBMDB-R	Double Can 35 qt. only	Black	13-15/16"	22"	13"	13-15/16"	18" base	50 lb.	4
CAN-EBMDPC-R	Double Can 35 qt. only	Polished Chrome	13-15/16"	22"	13"	13-15/16"	18" base	50 lb.	4
CAN-EBMDW-R	Double Can 35 qt. only	White	13-15/16"	22"	13"	13-15/16"	18" base	50 lb.	4
CAN-EBMD50B-R	Double Can 50 qt. only	Black	15-3/16"	22-1/16"	12-13/16"	15-3/16"	18" full-height base	50 lb.	4
CAN-EBMD50PC-R	Double Can 50 qt. only	Polished Chrome	15-3/16"	22-1/16"	12-13/16"	15-3/16"	18" full-height base	50 lb.	4
CAN-EBMD50W-R	Double Can 50 qt. only	White	15-3/16"	22-1/16"	12-13/16"	15-3/16"	18" full-height base	50 lb.	4
CAN-DOORKIT	Door Mounting Kit	Black	2-1/2"	5-1/4"	6-5/8"	-	-	-	20
CAN-DOORKITPC	Door Mounting Kit	Polished Chrome	2-1/2"	5-1/4"	6-5/8"	-	-	-	20
CAN-DOORKITW	Door Mounting Kit	White	2-1/2"	5-1/4"	6-5/8"	-	-	-	20

Retail Packaged

Cans available in 2 sizes and 3 standard colors – black, grey, & white

Lids available in 3 standard colors plus green for recycling

High quality polymer plastic material is durable and easy to clean

Compatible with any of our trash can pullouts



35 qt. cans

50 qt. cans

	Description	Can Color	Depth	Width	Height	Ctn Qty
CAN-35	35 qt. Plastic Can	Black	9-7/16"	14-1/2"	18"	10
CAN-35W	35 qt. Plastic Can	White	9-7/16"	14-1/2"	18"	10
CAN-35GRY	35 qt. Plastic Can	Grey	9-7/16"	14-1/2"	18"	10
CAN-35LID	Lid for 35 qt. Plastic Can	Black	9-3/8"	14-1/2"	1-5/8"	10
CAN-35LIDW	Lid for 35 qt. Plastic Can	White	9-3/8"	14-1/2"	1-5/8"	10
CAN-35LIDGRY	Lid for 35 qt. Plastic Can	Grey	9-3/8"	14-1/2"	1-5/8"	10
CAN-35LIDG	Lid for 35 qt. Plastic Can	Green	9-3/8"	14-1/2"	1-5/8"	10
CAN-50	50 qt. Plastic Can	Black	10-1/4"	14-7/8"	22-1/4"	10
CAN-50W	50 qt. Plastic Can	White	10-1/4"	14-7/8"	22-1/4"	10
CAN-50GRY	50 qt. Plastic Can	Grey	10-1/4"	14-7/8"	22-1/4"	10
CAN-50LID	Lid for 50 qt. Plastic Can	Black	10-1/4"	14-5/8"	1-5/8"	10
CAN-50LIDW	Lid for 50 qt. Plastic Can	White	10-1/4"	14-5/8"	1-5/8"	10
CAN-50LIDGRY	Lid for 50 qt. Plastic Can	Grey	10-1/4"	14-5/8"	1-5/8"	10
CAN-50LIDG	Lid for 50 qt. Plastic Can	Green	10-1/4"	14-5/8"	1-5/8"	10

Great for



Recycling



Cleaning Supply Caddy

Organize Your Kitchen in **11 minutes** or less



Retail Packaged



Scan to watch the installation video
<https://delivr.com/26zh9>



Ergonomic Plastic Handle




- Ergonomic plastic handle
- Removable caddy keeps cleaning supplies organized
- Holds a variety of bottles and boxes
- Mounts easily under your sink, left- or right-handed
- Simply pick it up and take it with you
- Plastic liner tray catches drips

- Full-extension ball bearing slides
- Heavy-duty wire construction
- 25 lb. capacity
- Quickly mounts to cabinet floor using four screws (included)
- Compatible with NorthPoint Cabinetry® and all other cabinetry meeting the minimum size requirements

	Description	Finish	Width	Depth	Height	Min. Opening	Fits Standard Cabinet Size	Weight Capacity	Ctn Qty
SCPO2-R	Cleaning Caddy Pullout	Polished Chrome	11-5/8"	19-11/16"	15-15/16"	11-5/8"	15" base	25 lb.	2

Retail Packaged



- Lid organizer holds 7 lids
- Pot organizer has adjustable dividers
- Pot organizer holds most cookware sizes and brands
- Full-extension ball bearing slides
- Heavy-duty wire construction

- Quickly mounts to cabinet floor or fixed shelf using four screws (included)
- Compatible with NorthPoint Cabinetry® and all other cabinetry meeting the minimum size requirements

	Description	Finish	Width	Depth	Height	Min. Opening	Fits Standard Cabinet Size	Weight Capacity	Ctn Qty
A	MPLO215-R Lid Organizer Pullout	Polished Chrome	11-3/8"	19-11/16"	5-3/8"	11-3/8"	15" base	100 lb.	3
B	MPPO215-R Pots Organizer Pullout	Polished Chrome	11-3/8"	19-11/16"	9"	11-3/8"	15" base	100 lb.	3

Door Mounted Tray System

Organize Your Kitchen in **11 minutes** or less



Retail Packaged



3" deep tray



Scan to watch the installation video
<https://delivr.com/282d6>



Scan to watch the installation video
<https://delivr.com/2dcuv>



6" deep tray

- Great for pantries or use it as a spice rack
- Mount in lower cabinet for cleaning supplies or trash bag storage
- Holds cans, jars, and packets
- Kit includes 2 pcs of 18" long track and 2 trays
- Extra trays sold separately

- Use multiple kits for oversize pantry doors
- Heavy-duty wire construction
- Quickly mounts to cabinet door using four screws (included)
- Compatible with NorthPoint Cabinetry® and all other cabinetry meeting the minimum size requirements

	Description	Finish	Width	Depth	Height	Min. Opening	Fits Standard Cabinet Size	Weight Capacity	Ctn Qty
A	DMS3-PC-R Door Mount Tray System 3"	Polished Chrome	11-9/16"	3-1/8"	18-1/8"	11-9/16"	15" base or wall	30 lb.	6
B	DMS6-PC-R Door Mount Tray System 6"	Polished Chrome	11-9/16"	5-15/16"	18-1/8"	11-9/16"	15" base or wall	30 lb.	4
C	DMT3-PC-R Individual 3" deep tray	Polished Chrome	11"	3-1/16"	2-7/8"	11"	-	-	20
D	DMT6-PC-R Individual 6" deep tray	Polished Chrome	11"	5-7/8"	3-7/16"	11"	-	-	20

Organize Your Kitchen in
11 minutes
 or less



Single Shelf Lazy Susan

**Cabinet
 Organizers**

Retail Packaged

360°
 rotating



- 360 degree revolving tray
- Great for organizing dry goods and cans
- Fits 24" diagonal wall corner cabinet
- Heavy-duty wire construction
- Quickly mounts to cabinet floor or fixed shelf using four screws (included)
- Compatible with NorthPoint Cabinetry® and all other cabinetry meeting the minimum size requirements

Scan to watch the
 installation video
<https://delivr.com/22s7a>



	Description	Finish	Diameter	Height	Fits Standard Cabinet Size	Weight Capacity	Ctn Qty
MLSR18-S-R	Single Shelf Lazy Susan	Polished Chrome	17-5/16"	3-13/16"	24" diagonal wall corner	30 lb.	1

3 Tier Spice Rack Pulldown

Organize Your Kitchen in **11 minutes** or less



Retail Packaged



- Great for organizing spices and small jars in your cabinets
- Remove clutter of small, hard to reach items
- Simple pull-down motion gives access to 3 tiers of organization
- Quickly mounts to cabinet floor or fixed shelf using four screws (included)
- Designed for 18" standard wall cabinets
- Compatible with NorthPoint Cabinetry® and all other cabinetry meeting the minimum size requirements



Scan to watch the installation video
<http://delivr.com/2jjwy>



Description	Finish	Width	Depth	Height	Min. Opening	Fits Standard Cabinet Size	Weight Capacity	Ctn Qty	
TTSPD-R	3-Tier Spice Pulldown	Polished Chrome	14-9/16"	10-9/16"	8-5/8"	14-9/16"	18" wall cabinet	20 lb.	1

Retail Packaged



Convert faux drawer panels to functional storage space

Kit includes two trays, four self-closing tipout hinges and installation screws

Tray is easily removable for cleaning

Slim design for use with large sinks

Compatible with NorthPoint Cabinetry® and all other cabinetry meeting the minimum size requirements

! Shown using 2 hinges. Kit includes 4 hinges for installation on 1 or 2 fronts.

See pages 398-399 for individually packaged hinges and trays

	<i>Finish</i>	<i>Width</i>	<i>Depth</i>	<i>Height</i>	<i>Ctn Qty</i>
TO11-R	White	11-11/16"	2"	3"	4 kits
TOSS11-R	Stainless Steel	11-11/16"	2"	3"	4 kits
TO11S-R	White	11-11/16"	1-9/16"	3"	4 kits
TOSS11S-R	Stainless Steel	11-11/16"	1-9/16"	3"	4 kits
TO14-R	White	14-13/16"	2"	3"	4 kits
TOSS14-R	Stainless Steel	14-13/16"	2"	3"	4 kits
TO14S-R	White	14-13/16"	1-9/16"	3"	4 kits
TOSS14S-R	Stainless Steel	14-13/16"	1-9/16"	3"	4 kits



Retail Packaged

Under Cabinet Stemware Rack

- Mounts under the cabinet
- Holds 3 glasses
- Coordinates with Wine Bottle Rack
- Heavy-duty wire construction
- Quickly mounts to cabinet with 2 screws (included)



	Finish	Width	Depth	Height	Ctn Qty
STEM1-DBAC-R	Brushed Oil Rubbed Bronze	4-1/16"	9-1/16"	1"	8
STEM1-PC-R	Polished Chrome	4-1/16"	9-1/16"	1"	8
STEM1-SN-R	Satin Nickel	4-1/16"	9-1/16"	1"	8

Under Cabinet Bottle Rack


- Mounts under the cabinet
- Holds 2 bottles
- Coordinates with Stemware Rack
- Heavy-duty wire construction
- Quickly mounts to cabinet with 4 screws (included)



	Finish	Width	Depth	Height	Ctn Qty
WBH-DBAC-R	Brushed Oil Rubbed Bronze	3-15/16"	9-5/16"	9-1/16"	3
WBH-PC-R	Polished Chrome	3-15/16"	9-5/16"	9-1/16"	3
WBH-SN-R	Satin Nickel	3-15/16"	9-5/16"	9-1/16"	3



Retail Packaged



Scan to watch the
installation video
<https://delivr.com/2n76x>

U-Shaped Tray Divider

Organize baking sheets, trays, and cutting boards
Use multiple Tray Dividers to customize storage
Heavy-duty wire construction
Quickly mounts to cabinet bottom
with 4 screws (included)



	Finish	Width	Depth	Height	Ctn Qty
TD-PC-R	Polished Chrome	3-7/16"	11-3/4"	9-15/16"	3



Scan to watch the
installation video
<https://delivr.com/2d63p>

3-Tier Dishcloth Rack

Mounts to inside of cabinet door
Holds 3 towels
Heavy-duty wire construction
Quickly mounts to cabinet door with 2 screws
(included)



	Finish	Width	Depth	Height	Min. Opening	Ctn Qty
DTH-PC-R	Polished Chrome	12-3/4"	15/16"	6-1/16"	15"	8



Over the Door Towel Bar

Stainless Steel construction
No screws required – simply hang it over the cabinet door
Fits standard cabinet doors & drawers (5/8"–3/4" thick)
Perfect for kitchens and bathrooms

	Finish	Width	Depth	Height	Ctn Qty
OTDTHSS-R	Stainless Steel	9-3/4"	2-3/8"	2-13/16"	1

BATHROOM ORGANIZATION



Bathroom Cabinet Organization

An organized bathroom is just as important as an organized kitchen. Getting ready for the day in an organized bathroom helps to eliminate stress and save time. These organizers help transform a bathroom from clutter to clarity.





1 POWERED VANITY DRAWER

Convert a vanity drawer into a hairstyling workstation where hair appliances can stay plugged in and ready to go when needed. Simply plug the drawer into an outlet behind the vanity for easy installation that doesn't require an electrician.

See pages 436–437 for full product offering.

2 VANITY DEPTH DRAWER INSERT

Drawer inserts aren't just for the kitchen. Organize a variety of beauty and grooming items in bathroom drawers with this clever insert that is adjustable and trimmable for a variety of drawer sizes.

See page 441 for full product offering.

May require trimming

Organization Is Not Just for the Kitchen

4



3 VANITY DEPTH WOOD BOTTOM MOUNT TRASH CAN

Tuck bathroom trash cans away from little hands or wandering noses with this pullout, designed for mounted-door or hinged-door applications.

See page 440 for full product offering.

4 "NO WIGGLE" VANITY PULLOUT

Bring "no wiggle" technology into the bathroom and tame clutter with a pullout designed with the bath in mind. With two optional inserts available, this product can be modified to suit a variety of needs.

See pages 438–439 for full product offering.




Bathroom Organization: Powered Vanity Drawer




Scan to watch the
installation video
<http://delivr.com/2n2b4>





No Electrician Needed! Simply plug into an outlet behind the vanity for easy installation.

Convert a vanity drawer into a hair styling workstation with our Powered Vanity Drawer. This dovetail drawer is equipped with a powered two-plug receptacle. Hair appliances can stay plugged in and ready to go when they are needed. Add glamour and convenience to every bathroom suite with this powered vanity organizer.



Easy plug and play installation**

UL Recognized to UL962/CSA C22.2 No. 0:20 | Patent Pending

- Max AC Current: 15 amps @ 120 VAC
- Automatic power shutoff when drawer is closed

**Install a 120v outlet within 3.5 feet of where the drawer will be installed (GFCI outlet is recommended).

Drawer comes fully assembled with slides and power cord management hardware attached and ready for installation

Patent Pending automatic switch cuts power when the drawer is closed to ensure safe storage of hot tools.

Two stainless steel canisters hold appliances, and an additional caddy on the top keeps all grooming items together


Designed to fit a 15" wide vanity drawer opening; fits NorthPoint Cabinetry® VB18-3 as a replacement drawer (see page 451 for reference guide)

US Patents pending

	Description	Width	Depth	Height*	Min. Opening	Standard Cabinet Size	Weight Capacity	Ctn Qty
PVGD15-SC	15" Powered Vanity Drawer	15"	19-23/32"	8-23/32"	15"	18" vanity base	100 lb.	1

Screws included

Bathroom Organization: "No Wiggle" Vanity Pullout



Tame Bath Clutter

Vanity base pullouts are great for narrow bathroom cabinets. Made of high quality wood and built on our superior "No Wiggle" platform, these pullouts are designed to keep clutter at bay. *See pages 332 & 333 for details about "No Wiggle" technology.*

- 1** The base pullout features fixed top and bottom shelves and one adjustable middle shelf. Middle and bottom shelves feature chrome rails to keep items secure. Optional top inserts maximize storage.
- 2** The Acrylic Tray Insert is perfect for nail polish, makeup or other small items. And it's removable, so it can be set on the countertop for even easier access.
- 3** Use the Grooming Insert to store hair dryers, curling irons, and other hair appliances.



- Shortened height and depth designed to fit into bathroom vanity cabinets
- Patented "No Wiggle" hardware eliminates excess side-to-side movement
- Modular design allows for the use of optional grooming organizer or acrylic tray
- Smooth soft-close slides (preinstalled)
- Adjustable dividers and shelf
- Patented 6-way adjustable door mounting brackets allow for easy mounting of doors
- Compatible with NorthPoint Cabinetry® and all other cabinetry meeting the minimum size requirements



9,661,924 & 9,723,922
10,028,581 & 10,251,480

! Accessory inserts require full door cabinet



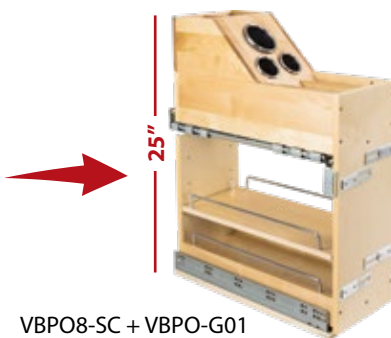
Use the pullout by itself or customize it with an accessory insert



Scan to watch the installation video
<http://delivr.com/22TZY>




VBPO8-SC



VBPO8-SC + VBPO-G01
*total assembled height = 25"



VBPO8-SC



VBPO8-SC + VBPO-T01
*total assembled height = 23-1/32"

	Description	Width	Depth	Height*	Min. Opening	Standard Cabinet Size	Weight Capacity	Ctn Qty
VBPO8-SC	8" "No Wiggle" vanity pullout	8-1/2"	18-13/16"	19-7/8"	8-1/2"	12" vanity base	100 lb.	1
VBPO-G01	Grooming organizer insert	8"	18-7/32"	9"	8-1/2"	12" vanity full-height base	-	1
VBPO-T01	Acrylic tray insert	8"	10-3/32"	3-7/16"	8-1/2"	12" vanity full-height base	-	1

Screws included

*Total assembled height of Vanity Base Pullout with inserts is listed above

Wood Bottom-Mount Soft-Close Vanity Trash Can Pullout



Tuck away bathroom trash cans with this pullout, designed for mounted-door or hinged-door applications



Scan to watch the installation video
<http://delivr.com/2rstv>



6-way adjustable door-mounting brackets

CDM-WBMS35VG

Ships fully assembled and quickly mounts to the cabinet floor using four screws (included)

UV-coated and edgebanded birch plywood construction

Includes a heavy-duty plastic 35 qt. trash can in Black, White, or Grey finishes

CDM units feature patented 6-way adjustable door-mounting brackets for ease of door installation

3M™ foam tape squares included (CDM units) to hold the doors in place during installation

Features 100 lb. full-extension soft-close concealed undermount slides

Designed for standard vanity height cabinets with a 12" minimum opening width

Compatible with NorthPoint Cabinetry® and all other cabinetry meeting the minimum size requirements



Features a cubby on the backside of the unit to store extra trash bags or cleaning products



CAN-WBMS35VB



CAN-WBMS35VG



CAN-WBMS35VWH



CDM-WBMS35VB



CDM-WBMS35VWH



PATENTS
9,661,924
& 10,028,581

	Description	Can Color	Width	Depth	Height	Min. Opening	Standard Cab. Size	Weight Capacity	Ctn Qty
w/o Door Kit	CAN-WBMS35VB NEW	Single 35 qt.	Black	9-1/8"	18-7/16"	19-13/16"	12"	15" base	100 lb. 1
	CAN-WBMS35VG NEW	Single 35 qt.	Grey	9-1/8"	18-7/16"	19-13/16"	12"	15" base	100 lb. 1
	CAN-WBMS35VWH NEW	Single 35 qt.	White	9-1/8"	18-7/16"	19-13/16"	12"	15" base	100 lb. 1
w/ Door Kit	CDM-WBMS35VB NEW	Single 35 qt.	Black	9-1/8"	18-7/16"	19-13/16"	12"	15" base	100 lb. 1
	CDM-WBMS35VG NEW	Single 35 qt.	Grey	9-1/8"	18-7/16"	19-13/16"	12"	15" base	100 lb. 1
	CDM-WBMS35VWH NEW	Single 35 qt.	White	9-1/8"	18-7/16"	19-13/16"	12"	15" base	100 lb. 1

Included screws: 4 #8 X1 Coarse-Thread Wood Screws (for Cabinet), 4 #6 X 1/2" Coarse-Thread Screws (for Door)



Bathroom Organization: SlimLine Vanity Drawer Insert

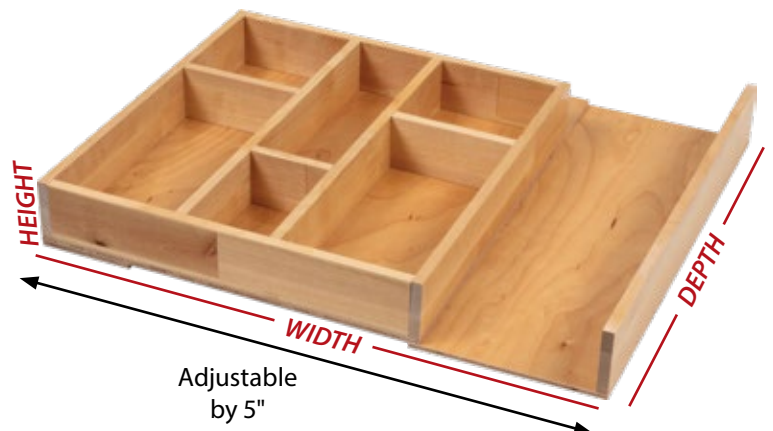
Bathroom
Organizers

Organize a variety of beauty and grooming items in bathroom drawers with this clever insert



	Width	Depth	Height	Recommended Drawer	Ctn Qty
VO12A NEW	7" - 12"	16-1/2"	2-3/8"	12" wide drawer*	4
VO18A NEW	13" - 18"	16-1/2"	2-3/8"	18" wide drawer*	3

- Adjustable width to fit a variety of sized drawers
- Closed edge design for finished look
- Extender piece included to allow up to 5" width adjustability
- Trimable depth for shallower drawers
- White birch fingerjointed wood material
- Compatible with NorthPoint Cabinetry® and all other cabinetry meeting the minimum size requirements



Bathroom Organization: Wire Cleaning Supply Caddy

Keep cleaning supplies close at hand with this caddy that lifts off its base for portability



Scan to watch the installation video
<https://delivr.com/26zh9>

- Removable caddy keeps cleaning supplies organized
- Holds a variety of bottles and boxes
- Mounts easily under your sink, left- or right-handed
- Plastic liner tray catches drips
- Full-extension ball bearing slides
- Heavy-duty wire construction
- 25 lb. capacity
- Quickly mounts to cabinet floor using four screws (included)
- Compatible with NorthPoint Cabinetry® and all other cabinetry meeting the minimum size requirements



Description	Finish	Width	Depth	Height	Min. Opening	Fits Standard Cabinet Size	Weight Capacity	Ctn Qty
SCPO2-R Cleaning Caddy Pullout	Polished Chrome	11-5/8"	19-11/16"	15-15/16"	11-5/8"	15" vanity base	25 lb.	2

Screws included

Bathroom Organization: Wire Basket Rollout

Bathroom
Organizers

Great for organizing towels, toiletries, and more



SHIPS FULLY
ASSEMBLED



Scan to watch the
installation video
<https://delivr.com/2h7bh>

Full-extension ball bearing slides
Heavy-duty wire construction
Quickly mounts to cabinet floor or fixed
shelf using four screws (included)

Compatible with NorthPoint Cabinetry®
and all other cabinetry meeting the
minimum size requirements



	Description	Finish	Width	Depth	Height	Min. Opening	Fits Standard Cabinet Size	Weight Capacity	Ctn Qty
MBPO15-R	Pullout Basket	Polished Chrome	11-3/8"	19-11/16"	6-3/16"	11-1/2"	15" vanity base	50 lb.	3
MBPO18-R	Pullout Basket	Polished Chrome	14-3/8"	19-11/16"	6-3/16"	14-1/2"	18" vanity base	50 lb.	3
MBPO21-R	Pullout Basket	Polished Chrome	17-3/8"	19-11/16"	6-3/16"	17-1/2"	21" vanity base	50 lb.	3

Screws included

Bathroom Organization: Easy-to-Install Rollout Drawers



Skip the measure...design...wait... process—order rollout drawers that are in stock today



SHIPS FULLY ASSEMBLED

ROVHB15-WB shown in use

Easily and quickly installs with four screws (included)

Designed to fit standard cabinet widths; 18" depth fits most bath cabinets

Beautiful White Birch dovetail boxes with UV coating

Featuring concealed undermount full-extension, soft-close slides

Use multiple rollouts for wide cabinets

Compatible with NorthPoint Cabinetry® and all other cabinetry meeting the minimum size requirements



High-Back Drawers - 8" Back & 3" Front Drawer Height



For 12" opening
ROVHB12-WB



For 15" opening
ROVHB15-WB



For 18" opening
ROVHB18-WB



Scan to watch the product video
<http://delivr.com/2uf4p>



All you need: Measuring Tape



Phillips Screwdriver

Cordless Drill



OR



	Width	Depth	Height	Bottom	Minimum Opening	Standard Cab. Size	Weight Capacity
ROVHB12-WB	10-1/16"	18-7/16"	9"	1/4"	11-1/2"	15" vanity	100 lb.
ROVHB15-WB	13-1/16"	18-7/16"	9"	1/4"	14-1/2"	18" vanity	100 lb.
ROVHB18-WB	16-1/16"	18-7/16"	9"	1/4"	17-1/2"	21" vanity	100 lb.

It's That Easy!



Measure

Measure the cabinet's interior width, depth and height. Hold your tape parallel to the cabinet's walls. Note any pipes, shelves, or hinges that may affect actual available space.



Set

Set your drawer base in place making sure you can open and close the cabinet door easily.



Secure

Using your Phillips screwdriver (or drill) and the screws provided, secure your organizer base. Place the drawer back on the base, and you're all done!




Pair Organizers with NorthPoint Cabinetry®

Quick Cross Reference Guide



Waste Container Solutions

Cabinet	Wood Bottom Mount - Double Can				Wood Bottom Mount - Single Can				Wood Top Mount - Double Can				Wood Top Mount - Single Can						
	CDM-WBMD35X	CAN-WBMD35X	CDM-WBMD3518X	CAN-WBMD3518X	CAN-WBMD3521X NEW	CDM-WBMD50X	CAN-WBMD50X	CDM-WBMS35X	CAN-WBMS35X	CAN-WBMS35VX NEW	CDM-WBMS50X	CAN-WBMS50X	CAN-TMD1535X-K	CAN-TMD1835X-K	CAN-TMD2135X-K	CAN-TMS1235X-K	CAN-TMS1250X-K	CAN-TMS1535X-K	CAN-TMS1550X-K
B15								•	•	•						•			
B18	•	•											•					•	
B21			•	•										•					
B24					•										•				
BFH15								•	•		•	•				•	•		
BFH18	•	•				•	•						•					•	•
VB15										•									





Cabinet	Wire - Double Can				Wire - Single Can			Metal - Double Can		Metal - Single Can		Storage with Style - Double Can		Storage with Style - Single Can	
	CAN-EBMDXX	CAN-EBMD50XX	WC-EMBM-D35G	WC-EMBM-D50G	CAN-EBMSXX	WC-EMBM-S35G	WC-EMBM-S50G	CAN-MDB5-D35G	CAN-MDB5-D50G	CAN-MDB5-S35G	SWS-MBMD35GXX	SWS-MBMD50GXX	SWS-MBMS35GXX		
B15					•	•				•			•		
B18	•	•	•					•			•				
BFH15					•	•	•			•					•
BFH18	•	•	•	•				•	•		•	•			

NorthPoint Cabinetry® Cross Reference Guide

Cabinet
Organizers


Base Cabinet Solutions

Cabinet	Base Pullouts													Storage with Style				Mixer Lift		Wire Pullouts				Under-Sink Mat	
	BPO2-5SC	BPO2-8SC	BPO2-11SC	BPO2-14SC	DBPO-8SC	UBPO-5SC	UBPO-8SC	BPOTD2-5SC	BPOTD2-8SC	KBPO-5SC	KBPO-8SC	SWS-BPO5XX	SWS-BPO8XX	SWS-DBPO8XX	SWS-UBPO8	ML-1CH	SCPO2-R	MPLO215-R	MPPO215-R	MBPO15-R	MBPO18-R	MBPO21-R	USM-G		
BFH09	•					•		•		•		•													
BFH12		•					•		•		•		•												
BFH15			•													•		•	•	•	•				
BFH18				•											•		•	•	•		•				
B12					•				•					•											
B15																	•	•	•	•					
B18																	•	•	•		•				
B21																						•			
SB36																								•	
SBF36																								•	





Rollout Solutions

Cabinet	Wood Rollouts	RO12	RO15	RO18	RO21	RO24	RO27	RO33	Cookware & Bottle Rollouts	ROBTD15-WB	ROBTD21-WB	ROBTD27-WB	ROCWS15-WB	ROCWS21-WB	ROCWS27-WB	ROCWD15-WB	ROCWD21-WB	ROCWD27-WB
B15		•																
B18			•							•			•			•		
B21				•														
B24					•						•			•			•	
B27						•												
B30							•					•			•			•
B36								•										



Drawer Solutions




Cabinet	Inserts	CO15A	CO21A	CD15	CD18	CD21	CD24	DO15A-B18	DO21A-B24	KO18-B21	SPO15-B18	SPO24-B27	AU021-B24	KCCO15	KCCO21	KNCD15	KNCD21	Tipout Tray	TO11/TOSS11	TO14/TOSS14
B15		•		•				•						•						
B18		•			•			•			•			•		•				
B21			•			•			•	•	•				•					
B24			•				•		•	•	•				•		•			
B27			•						•	•	•	•								
SB30																			•	
SB33																			•	
SB36																			•	•
SB39																			•	•



NorthPoint Cabinetry® Cross Reference Guide



Base Corner Solutions

Cabinet	Blind Corner Organizers	Corner Organizers	Wood Lazy Susans	Plastic Lazy Susans
BBC42-45U	•			
BBC45-48U		•		
BC36U			•	•





Pantry Solutions

Cabinet	Pantry Pullouts	Storage with Style	Tray Dividers
UP1896	•	•	
UP1890	•	•	•
UP1884	•	•	•
UP2496		•	
UP2490		•	•
UP2484		•	•
UP3096			•
UP3090			•
UP3084			•



Wall Cabinet Solutions

Cabinet	Wall Pullouts	WPO2-265SC	WPO2-268SC	WPO2-325SC	WPO2-328SC	Door Mounted	SPR9A	SPR12A	SPR15A	DMS3-PC-R	DMS6-PC-R	Spice Pulldown	TTSPD-R
W0930		•											
W0936				•									
W1230			•										
W1236					•								
W1530							•			•	•		
W1536							•			•	•	•	
W1542							•			•	•		
W1830								•					•
W1836								•					•
W1842								•					•
W2130									•				
W2136									•				
W2142									•				
W2730							•			•	•		
W2736							•			•	•		•
W2742							•			•	•		
W3312													•
W3315													•
W3318													•
W3324													•
W3330								•					•
W3336								•					•
W3342								•					•
W4236									•				



Wall Corner Solutions

Cabinet	Wood Lazy Susan	BLSR218-SET	BLSR2318-SET	BLSR18-S	BLSR2320-SET	BLSR220-SET	BLSR20-S	LSR218-SET	LSR2318-SET	LSR18-S	Plastic Lazy Susan	PLSMR18	PLSMR318	PLSR218	PLSR2318	Wire Lazy Susan	MLSR18-S-R
WDC2430		•		•				•	•	•	•	•	•	•	•		•
WDC2436		•		•				•	•	•	•	•	•	•	•		•
WDC2442			•						•	•		•	•		•		•
WDC273615						•	•										
WDC274215					•		•										




NorthPoint Cabinetry® Cross Reference Guide

Cabinet
Organizers

Vanity Cabinet Solutions

Cabinet	Vanity Pullouts	VBPO-8SC	VBPO-8SC & VBPO-G01	PVGD15-SC	Vanity Trash Can Pullouts	CAN-WBMS35VXX	CDM-WBMS35VXX	Vanity Drawer Insert	VO12A	VO18A	Tipout Tray	TO11/TOSS11	TO14/TOSS14	Wood Rollouts	ROVHB12-WB	ROVHB15-WB	ROVHB18-WB	Wire Pullouts	SCPO2-R	MBPO15-R	MBPO18-R	MBPO21-R
VB12		•							•													
VB15						•	•		•						•							
VB18										•									•	•		
VFH12			•																•		•	
VDB12-3									•													
VDB15-3									•										•	•		
VDB18-3				•						•									•		•	
VDB21-3										•												•
VBTD42									•								•					
VBTD48									•													
VS27												•										
VS30												•										
VS33													•									
VS36													•									
VS42													•				•					



Make closet organization a whole lot easier



What's New in Closets

Elevate your closet designs with the hottest home trend—the sleek and sophisticated look of **matte black** hardware. This stunning, non-reflective finish complements any style, from minimalist to luxurious, creating a bold statement in any room. Say goodbye to fingerprints and smudges as this low-maintenance surface keeps closet hardware looking flawless. With its versatility and eye-catching allure, the matte black finish is the ultimate choice for those seeking a chic and on-trend closet upgrade.



1 Matte Black Shoe Fences
page 456

2 Matte Black Pullout Belt Rack
page 463

3 Matte Black Pullout Tie Rack
page 463

4 Matte Black Round Closet Rods
pages 474-479

5 Matte Black Telescoping Valet Rod
page 468

6 Matte Black Pullout Pant Rack
page 462

MAXIMIZE YOUR SPACE

Pullout Tie Rack

With our pullout tie rack, a large selection of ties can be quickly accessed then easily stowed away. This is a much neater solution than piling ties into a drawer.

Cascading Tie Organizer

Store 12 ties, scarves, or belts in a small footprint on our 12-hook cascading tie organizer. Its narrow vertical design works great on the face of a closet casing or for tight spaces like behind a door.

Closet Rod

Our quality closet rods are durable and easy to install. Round, oval, and lighted options are available.

Shoe Fence

Our shoe fences keep footwear or other items on display while preventing them from sliding off of angled shelves.

Pullout Pant Rack

Our pullout pant rack provides a quick and wrinkle-free way to store multiple pairs of pants in a compact footprint.

Cabinet Knobs and Pulls

We produce a variety of high quality cabinet knobs and pulls to suit any style.

Get the most out of your closet with our clever products.

Puck Light

Illuminate shelves and cubbies with one of our puck light options. Beautiful, functional lighting can take your closet to the next level.

Wardrobe Lift

Increase your closet capacity by utilizing the overhang space with a wardrobe lift. One pull of the adjustable handle brings your overhead clothing within reach. An integrated hydraulic system ensures smooth lowering.

Pullout Belt Rack

Our pullout belt rack makes belt storage a breeze. This rack keeps multiple belts readily accessible.



Jewelry Tray

These felt-lined trays are a stylish way to organize your accessories in a drawer.

Lighted Closet Rod Fixture

Illuminate your morning routine by making it easier to see and select the perfect outfit with our innovative lighted rods.

Shoe Fence



- Keeps shoes and other items from sliding off closet shelves
- Allows for easy organization of shoes and other items on a shelf
- Available in 17", 23", and 29" lengths
- Heavy-duty steel railing available in our most popular finishes
- Easy to install with press-in dowels
- Designed to fit in 5 mm holes on 32 mm spacing



	17" Shoe Fence	23" Shoe Fence	29" Shoe Fence
Dimensions	17" W x 1/2" D x 1-3/16" H	23" W x 1/2" D x 1-3/16" H	29" W x 1/2" D x 1-3/16" H
Dark Bronze	SF17-ORB	SF23-ORB	SF29-ORB
Polished Chrome	SF17-PC	SF23-PC	SF29-PC
Satin Nickel	SF17-SN	SF23-SN	SF29-SN
Matte Black <i>Coming Soon!</i>	SF17-MB	SF23-MB	SF29-MB
	6 pcs/box 60 pcs/ctn	6 pcs/box 48 pcs/ctn	6 pcs/box 36 pcs/ctn

Pullout Baskets



- 100 lb. full-extension ball bearing slides included
- Heavy-duty wire construction
- Rubber covers on slide hooks keep basket securely in place but allow easy removal of basket
- Closed corners allow smaller items to be stored without falling out
- Available finishes:
Chrome, Dark Bronze and Satin Nickel
- For closets 14" deep or 16" deep



Chrome Basket



Dark Bronze Basket



Satin Nickel Basket

1 mm thick clear plastic material with opaque finish

Fitted to basket bottom for easy drop-in installation

Creates a smooth bottom surface for closet applications



Plastic Liner

Thick canvas material with velcro closures

Machine washable

Fitted to basket even after washing

Great for delicate clothing in closet applications



Canvas Liner

Pullout Baskets

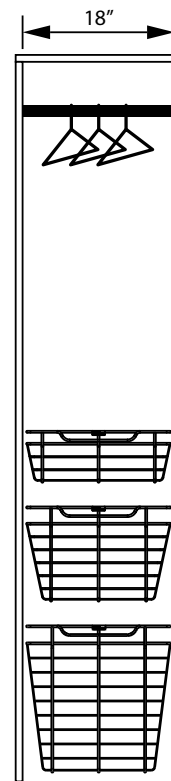
For 18" wide closets

14" Depth Basket

Dimensions	17-3/4" W x 14" D x 6" H	17-3/4" W x 14" D x 11" H	17-3/4" W x 14" D x 17" H
Weight Capacity	100 lb.	100 lb.	100 lb.
Chrome Basket	POB1-14176CH	POB1-141711CH	POB1-141717CH
Dark Bronze Basket	POB1-14176ORB	POB1-141711ORB	POB1-141717ORB
Satin Nickel Basket	POB1-14176SN	POB1-141711SN	POB1-141717SN
Canvas Liner	BCL-14176-TAN	BCL-141711-TAN	BCL-141717-TAN*
Plastic Liner	POB1PL-14176	POB1PL-141711	POB1PL-141717*
Recommended screw:	#8 truss head or 7 mm Euro screw	#8 truss head or 7 mm Euro screw	#8 truss head or 7 mm Euro screw
	4 pcs/master	4 pcs/master	4 pcs/master

16" Depth Basket

Dimensions	17-3/4" W x 16" D x 6" H	17-3/4" W x 16" D x 11" H	17-3/4" W x 16" D x 17" H
Weight Capacity	100 lb.	100 lb.	100 lb.
Chrome Basket	POB1-16176CH	POB1-161711CH	POB1-161717CH
Dark Bronze Basket	POB1-16176ORB	POB1-161711ORB	POB1-161717ORB
Satin Nickel Basket	POB1-16176SN	POB1-161711SN	POB1-161717SN
Canvas Liner	BCL-16176-TAN	BCL-161711-TAN	BCL-161717-TAN*
Plastic Liner	POB1PL-16176	POB1PL-161711	POB1PL-161717*
Recommended screw:	#8 truss head or 7 mm Euro screw	#8 truss head or 7 mm Euro screw	#8 truss head or 7 mm Euro screw
	4 pcs/master	4 pcs/master	4 pcs/master



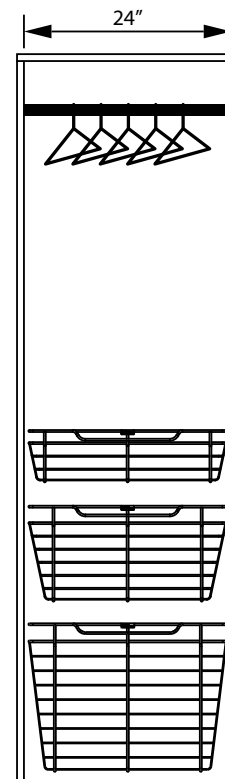
For 24" wide closets

14" Depth Basket

Dimensions	23-3/4" W x 14" D x 6" H	23-3/4" W x 14" D x 11" H	23-3/4" W x 14" D x 17" H
Weight Capacity	100 lb.	100 lb.	100 lb.
Chrome Basket	POB1-14236CH	POB1-142311CH	POB1-142317CH
Dark Bronze Basket	POB1-14236ORB	POB1-142311ORB	POB1-142317ORB
Satin Nickel Basket	POB1-14236SN	POB1-142311SN	POB1-142317SN
Canvas Liner	BCL-14236-TAN	BCL-142311-TAN	BCL-142317-TAN*
Plastic Liner	POB1PL-14236	POB1PL-142311	POB1PL-142317*
Recommended screw:	#8 truss head or 7 mm Euro screw	#8 truss head or 7 mm Euro screw	#8 truss head or 7 mm Euro screw
	4 pcs/master	4 pcs/master	4 pcs/master

16" Depth Basket

Dimensions	23-3/4" W x 16" D x 6" H	23-3/4" W x 16" D x 11" H	23-3/4" W x 16" D x 17" H
Weight Capacity	100 lb.	100 lb.	100 lb.
Chrome Basket	POB1-16236CH	POB1-162311CH	POB1-162317CH
Dark Bronze Basket	POB1-16236ORB	POB1-162311ORB	POB1-162317ORB
Satin Nickel Basket	POB1-16236SN	POB1-162311SN	POB1-162317SN
Canvas Liner	BCL-16236-TAN	BCL-162311-TAN	BCL-162317-TAN*
Plastic Liner	POB1PL-16236	POB1PL-162311	POB1PL-162317*
Recommended screw:	#8 truss head or 7 mm Euro screw	#8 truss head or 7 mm Euro screw	#8 truss head or 7 mm Euro screw
	4 pcs/master	4 pcs/master	4 pcs/master



Pullout Baskets

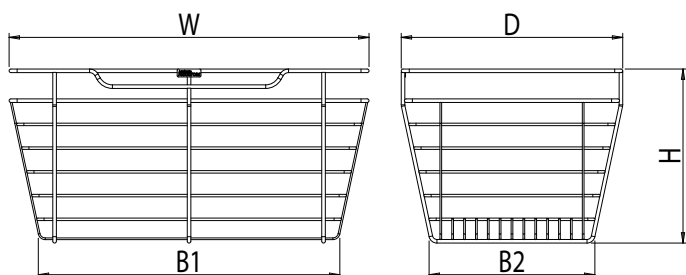
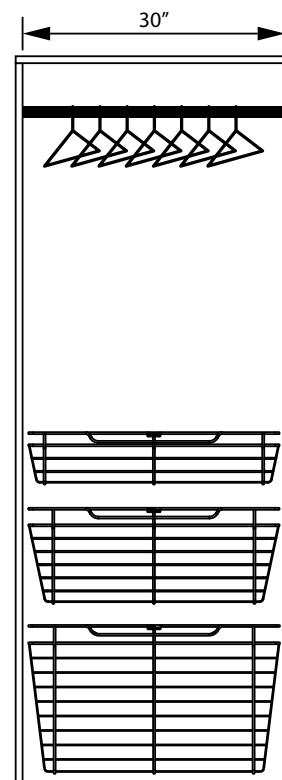
For 30" wide closets

14" Depth Basket

Dimensions	29-3/4" W x 14" D x 6" H	29-3/4" W x 14" D x 11" H	29-3/4" W x 14" D x 17" H
Weight Capacity	100 lb.	100 lb.	100 lb.
Chrome Basket	POB1-14296CH	POB1-142911CH	POB1-142917CH
Dark Bronze Basket	POB1-14296ORB	POB1-142911ORB	POB1-142917ORB
Satin Nickel Basket	POB1-14296SN	POB1-142911SN	POB1-142917SN
Canvas Liner	BCL-14296-TAN	BCL-142911-TAN	BCL-142917-TAN*
Plastic Liner	POB1PL-14296	POB1PL-142911	POB1PL-142917*
Recommended screw:	#8 truss head or 7 mm Euro screw	#8 truss head or 7 mm Euro screw	#8 truss head or 7 mm Euro screw
	4 pcs/master	4 pcs/master	4 pcs/master

16" Depth Basket

Dimensions	29-3/4" W x 16" D x 6" H	29-3/4" W x 16" D x 11" H	29-3/4" W x 16" D x 17" H
Weight Capacity	100 lb.	100 lb.	100 lb.
Chrome Basket	POB1-16296CH	POB1-162911CH	POB1-162917CH
Dark Bronze Basket	POB1-16296ORB	POB1-162911ORB	POB1-162917ORB
Satin Nickel Basket	POB1-16296SN	POB1-162911SN	POB1-162917SN
Canvas Liner	BCL-16296-TAN	BCL-162911-TAN	BCL-162917-TAN*
Plastic Liner	POB1PL-16296	POB1PL-162911	POB1PL-162917*
Recommended screw:	#8 truss head or 7 mm Euro screw	#8 truss head or 7 mm Euro screw	#8 truss head or 7 mm Euro screw
	4 pcs/master	4 pcs/master	4 pcs/master



	W	D	H	B1	B2
POB1-141711	17"	14"	11"	13-1/16"	10-1/2"
POB1-161711	17"	16"	11"	13-1/16"	12-1/2"
POB1-142311	23"	14"	11"	19-1/16"	10-1/2"
POB1-162311	23"	16"	11"	19-1/16"	12-1/2"
POB1-142911	29"	14"	11"	25-1/16"	10-1/2"
POB1-162911	29"	16"	11"	25-1/16"	12-1/2"

Slides add additional 1" to width

	W	D	H	B1	B2
POB1-14176	17"	14"	6"	15"	12-3/8"
POB1-16176	17"	16"	6"	15"	14-3/8"
POB1-14236	23"	14"	6"	21"	12-3/8"
POB1-16236	23"	16"	6"	21"	14-3/8"
POB1-14296	29"	14"	6"	27"	12-3/8"
POB1-16296	29"	16"	6"	27"	14-3/8"

Slides add additional 1" to width

	W	D	H	B1	B2
POB1-141717	17"	14"	17"	13"	10-9/16"
POB1-161717	17"	16"	17"	13-3/16"	12-9/16"
POB1-142317	23"	14"	17"	19-1/8"	10-9/16"
POB1-162317	23"	16"	17"	19-3/16"	12-9/16"
POB1-142917	29"	14"	17"	25-1/8"	10-9/16"
POB1-162917	29"	16"	17"	25-3/16"	12-9/16"

Slides add additional 1" to width

Pullout Nylon Hamper



- 100 lb. full-extension ball bearing slides included
- Heavy-duty wire frame construction
- Heavy-duty 19" tall black nylon bag featuring ventilated mesh sides and central divider
- Bag is easily removable and includes carry handles
- For closets 14" deep or 18" deep
- Interior divider to keep clothing separated by wash type



For 18" wide closets

14" Depth Hamper

Dimensions	18" W x 14" D x 22-1/2" H
Weight Capacity	100 lb.
Chrome Frame	POHS-14PC
Dark Bronze Frame	POHS-14ORB
Satin Nickel Frame	POHS-14SN
Replacement bag	POHS14-BAG

Recommended screw: #8 truss head or 7 mm Euro screw

4 pcs/master

For 24" wide closets

18" Depth Hamper

Dimensions	24" W x 18" D x 22-1/2" H
Weight Capacity	100 lb.
Chrome Frame	POHS-18PC
Dark Bronze Frame	POHS-18ORB
Satin Nickel Frame	POHS-18SN
Replacement bag	POHS18-BAG

Recommended screw: #8 truss head or 7 mm Euro screw

4 pcs/master

Pullout Plastic Hamper



Chrome wire pullout with white plastic hamper and lid included

Designed to fit in a 14" deep, 24" wide closet opening

Features 100 lb. full-extension ball bearing slides

Mounts to the closet bottom

Optional door mounting bracket sold separately (item # CAN-DOORKITPC)

Installs with just 4 screws



For 24" wide closets

Plastic Hamper Pullout

Dimensions	19-3/16" W x 13-3/4" D x 22-11/16" H
Weight Capacity	100 lb.
Chrome Frame + White Hamper	HP-BM1424WPC
Replacement hamper	PH-63W
Door Mounting Kit (Chrome)	CAN-DOORKITPC
Recommended screw:	#8 flat head

1 pc/box

Pullout Pant Rack



- Features patented 32 mm Quick-brac™ bracket for easy installation
- Features 100 lb. ball bearing slides
- Designed for 14" deep closets
- Available in three widths: 18", 24", and 30" and our most popular finishes
- Width has 3/4" adjustment
- Euro screws provided for 32 mm installation



PATENT
10,149,540
& 10,028,578



Scan to watch the installation video
<http://delivr.com/2T73J>

	18" Pant Rack	24" Pant Rack	30" Pant Rack
Dimensions	Adj. 17-3/8"–18-1/8" W 14" D x 3-1/16" H 9 arms	Adj. 23-3/4"–24-1/2" W 14" D x 3-1/16" H 13 arms	Adj. 29-3/4"–30-1/2" W 14" D x 3-1/16" H 16 arms
Weight Capacity	100 lb.	100 lb.	100 lb.
Dark Bronze	PPR-1814-ORB	PPR-2414-ORB	PPR-3014-ORB
Polished Chrome	PPR-1814-PC	PPR-2414-PC	PPR-3014-PC
Satin Nickel	PPR-1814-SN	PPR-2414-SN	PPR-3014-SN
Matte Black <i>Coming Soon!</i>	PPR-1814-MB	PPR-2414-MB	PPR-3014-MB
	1 pc/box	1 pc/box	1 pc/box

14" Belt & Tie Racks



- Features patented 32 mm Quick-brac™ bracket for easy installation
- Belt rack has 6 double hooks (12 hooks) to hold an array of belt sizes
- Tie rack has 18 hooks, perfect for organizing multiple ties or scarves
- Features 100 lb. push-to-open ball bearing slides

- Easily mounts left or right handed
- Designed for 14" deep closets
- Available in our most popular finishes
- Euro screws provided for 32 mm installation



PATENT
10,149,540

Mounts left or right handed




14" Belt Rack




14" Tie Rack

Dimensions	13-1/2" W x 1-15/16" D x 2-9/16" H 6 double hooks (12 hooks)	13-1/2" W x 2-7/8" D x 2-9/16" H 18 hooks
Weight Capacity	50 lb.	50 lb.
Dark Bronze	355B-ORB	355T-ORB
Polished Chrome	355B-PC	355T-PC
Satin Nickel	355B-SN	355T-SN
Matte Black <i>Coming Soon!</i>	355B-MB	355T-MB
	1 pc/box	1 pc/box

Tri-Level Tie Organizer



Mounts left or right handed



- Holds up to 12 ties or scarves
- Lip on end of each arm prevents items from sliding off
- Arms can be configured for left or right-hand use
- Compact design has small footprint when installed
- Hidden mounting hardware
- Mounts with 2 screws (included)

Tri-Level Tie Organizer

Dimensions		6-3/4" W x 2" D x 4" H
Brushed Oil Rubbed Bronze		356T-DBAC
Polished Chrome		356T-PC
Satin Nickel		356T-SN
Matte Black <i>Coming Soon!</i>		356T-MB

4 pcs/box

Cascading Tie Organizer

- Great for ties, scarves, and belts
- 12 free-swinging hooks
- Lip on end of each hook prevents items from sliding off
- Non-handed unit can be mounted for left or right-hand use
- Vertical design has small footprint when installed
- Quick and easy mounting with 2 screws



Cascading Tie Organizer

Dimensions	1-1/2" W x 2-7/8" D x 10-1/4" H
Weight Capacity	30 lb.

Brushed Oil Rubbed Bronze 357T-DBAC

Polished Chrome 357T-PC

Satin Nickel 357T-SN

Matte Black **Coming Soon!** 357T-MB

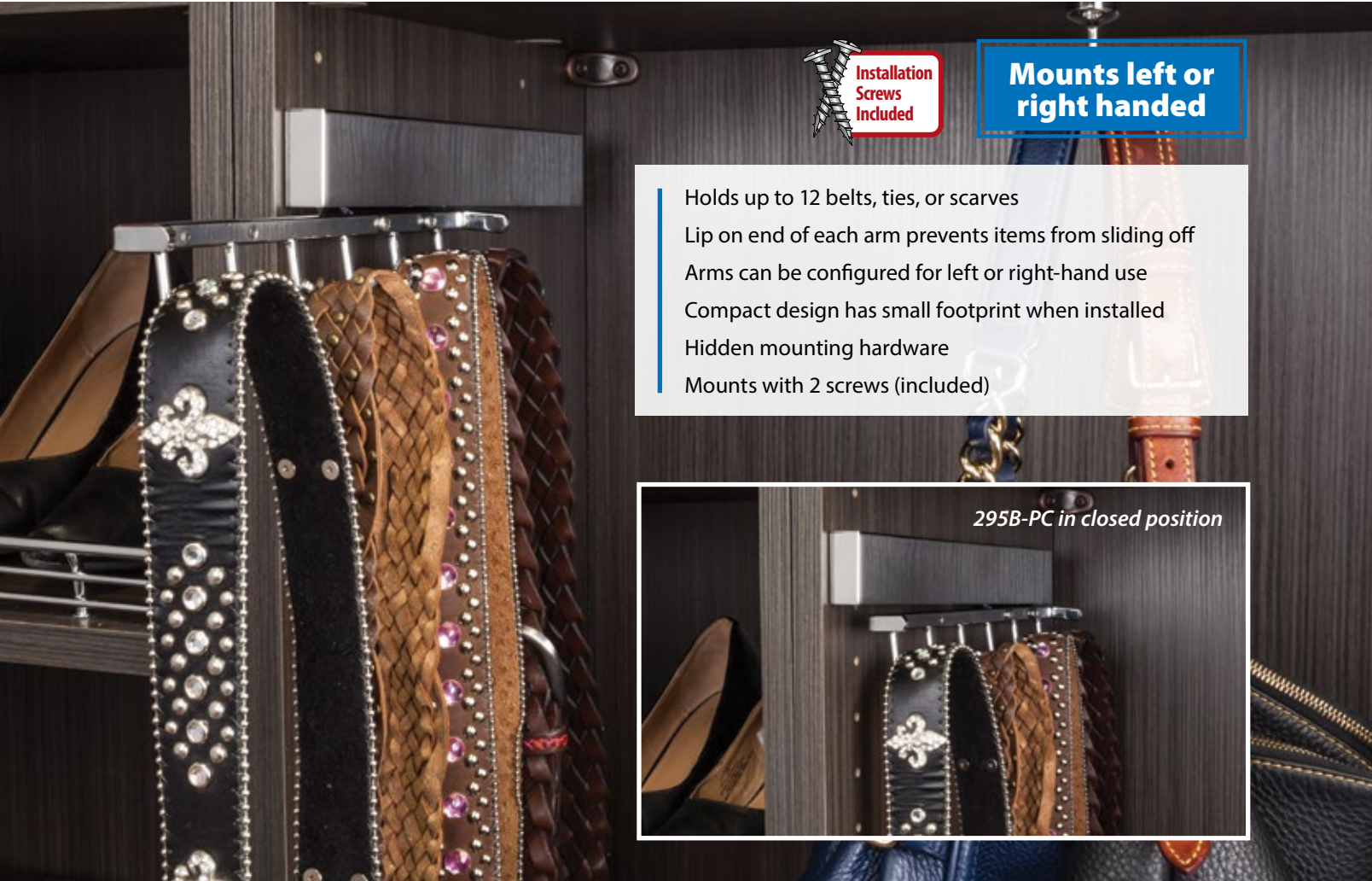
4 pcs/box



PATENT
D727,632




12" Sliding Belt & Tie Racks, Valet Rod



Mounts left or right handed

- Holds up to 12 belts, ties, or scarves
- Lip on end of each arm prevents items from sliding off
- Arms can be configured for left or right-hand use
- Compact design has small footprint when installed
- Hidden mounting hardware
- Mounts with 2 screws (included)



Sliding Belt Rack



Sliding Tie Rack



Sliding Wardrobe/Valet Rod

Dimensions	295 mm (11-5/8") Overall Length 6 belt hooks, 50 mm spacing	295 mm (11-5/8") Overall Length 6 sets of pegs to hold 12 ties	295 mm (11-5/8") Overall Length Built-in stopper on ends
Weight Capacity	50 lb.	50 lb.	50 lb.
Brushed Oil Rubbed Bronze	295B-DBAC	295T-DBAC	295W-DBAC
Polished Chrome	295B-PC	295T-PC	295W-PC
Matte Black <i>Coming Soon!</i>	295B-MB	295T-MB	295W-MB
	1 pc/box 20 sets/ctn	1 pc/box 20 sets/ctn	1 pc/box 20 sets/ctn

Screw-Mount Racks

Mounts easily with the included wood screws in tight spaces where you may not have the room for a sliding accessory rack

Simple way to organize ties, belts, scarves or necklaces

Each rack is polybagged with attachment screws and UPC labeled

Belt rack has 6 hooks, and tie rack has 6 double hooks

Each hook has a slip resistant clear vinyl cover

Multiple applications including pantries, utility rooms, closets or anywhere that needs an optimized storage solution for hanging items



Screw-Mount Belt Rack



Screw-Mount Tie Rack

Dimensions	11" W x 1-3/4" D x 1-3/4" H 6 belt hooks, 50 mm spacing	11" W x 2-1/4" D x 2" H 6 sets of pegs to hold 12 ties
Weight Capacity	30 lb.	30 lb.
Brushed Oil Rubbed Bronze	296B-DBAC	296T-DBAC
Polished Chrome	296B-PC	296T-PC
Matte Black Coming Soon!	296B-MB	296T-MB

1 pc/polybag
40 sets/ctn

1 pc/polybag
40 sets/ctn

Telescoping Valet Rod



Telescoping valet rods are the perfect accessory for any closet. They allow you to easily organize your clothes for the next day. Fully extended, they add an additional 10" of hanging space. With a 30 lb. weight capacity, they can easily hold business suits or garment bags. Individually boxed with attachment hardware and installation instructions.

- For clothes hangers and hanging garment bags
- 30 lb. weight capacity
- Material: Anodized Aluminum
- Installation hardware and instructions included



355V-PC
Polished Chrome

14" Telescoping Valet Rod

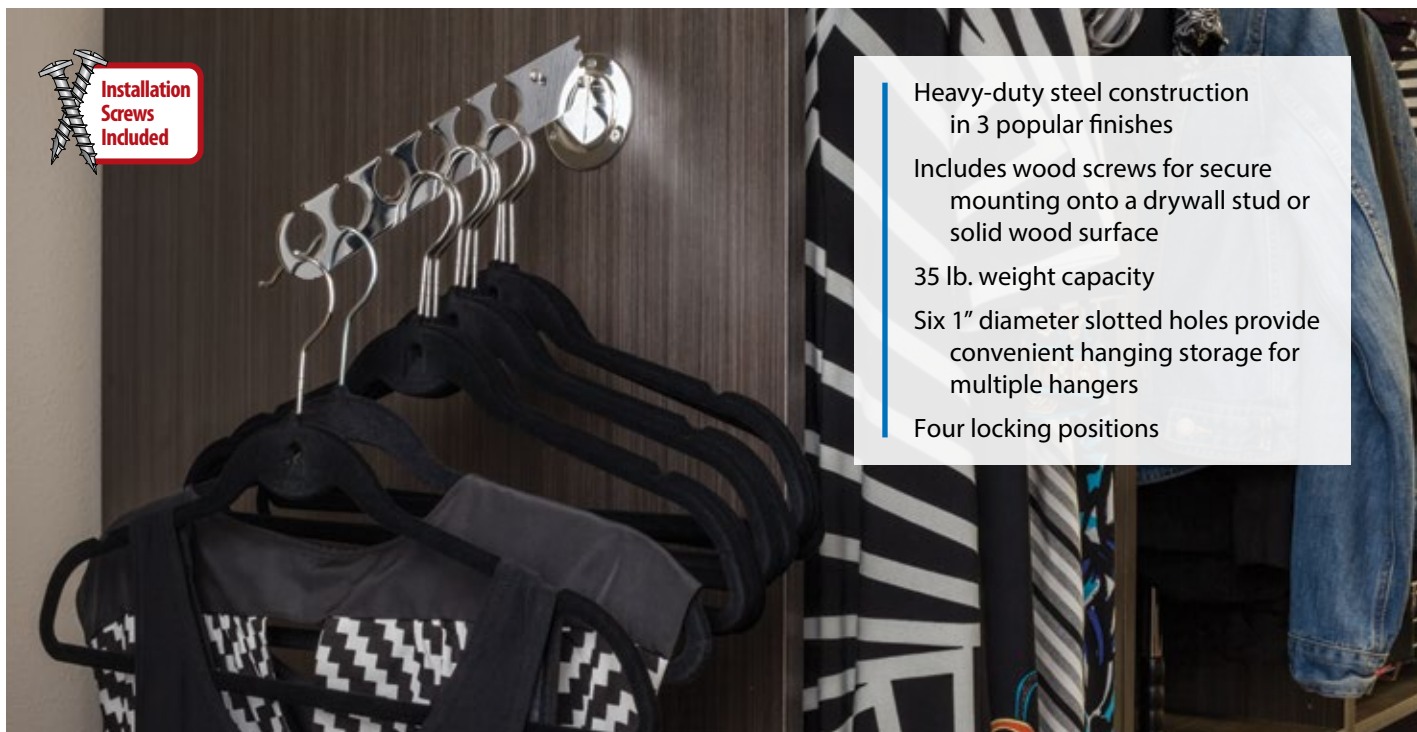
Dimensions	1-1/16" W x 13-11/13" D x 1-13/16" H
Weight Capacity	30 lb.
Polished Chrome	355V-PC
Matte Black <i>Coming Soon!</i>	355V-MB

1 set/box
12 sets/ctn

Mounts left or right handed



Laundry Valet




Our heavy-duty laundry valet offers convenient and stylish hanging storage for your garments. The valet features an adjustable design that locks into four different angled positions and folds down when not in use. Its six slotted hole design can hold multiple hangers at a time, and wire neck hangers can easily be moved around. This versatile hanger is great for hanging garments to air dry in a laundry room, to hold coats in a closet or mudroom, or to create additional hanging space in the closet.



Laundry Valet

Dimensions	3" W x 10-15/16" D x 3" H
Weight Capacity	35 lb.
Brushed Oil Rubbed Bronze	276LV-DBAC
Polished Chrome	276LV-PC
Satin Nickel	276LV-SN
Matte Black <i>Coming Soon!</i>	276LV-MB

4 pcs/box
32 pcs/ctn



276LV-PC in down position

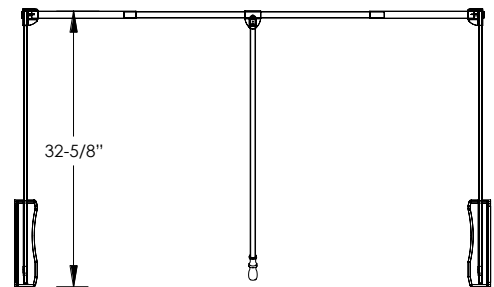
Wardrobe Lift



Side-mount wardrobe lift with 45 lb. weight capacity
 Heavy-duty steel construction with plastic housing and handle
 Three sizes available and width adjustable to fit a wide range of openings
 Handle is adjustable for different desired heights
 Instructions, mounting hardware and bumper stops included (some assembly required)
Note: Max handle extension is 41-1/2"




Bumper prevents over-extension of arm

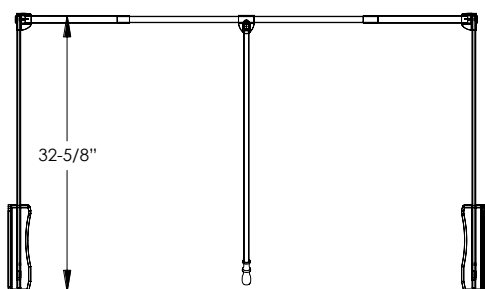


	For 21" – 24" openings	For 25-1/2" – 35" openings	For 33" – 48" openings
Weight Capacity	45 lb.	45 lb.	45 lb.
Chrome with Black Handle & Housing	1521	1523	1532
Black	–	1523-BLK	1532-BLK
	1 set/box 6 sets/ctn	1 set/box 6 sets/ctn	1 set/box 6 sets/ctn

Wardrobe Lift: Integrated Soft Open & Close



- Integrated soft-close & soft-open ensures smooth operation up & down
- Side-mount wardrobe lift with 45 lb. weight capacity
- Heavy-duty steel construction with plastic housing & handle
- Two sizes available and width adjustable to fit a wide range of openings
- Handle is adjustable for different desired heights
- Features mounting brackets to make installation easier and provide a clean finished look
- Instructions and mounting hardware included (some assembly required)



Soft-close & soft-open bumper for smooth operation

Hidden mounting screws




	For 25-1/2" – 35" openings	For 33" – 48" openings
Weight Capacity	45 lb.	45 lb.
Chrome with Silver Handle & Housing	1523SC-PC	1532SC-PC
Black	1523SC-BLK	1532SC-BLK
	1 set/box 4 sets/ctn	1 set/box 4 sets/ctn

Jewelry Trays



This felt-lined jewelry drawer is a perfect way to complete your closet. The jewelry organizer comes in two different configurations: a 5 compartment deep organizer and a 10 compartment shallow organizer with ring insert. Both jewelry drawers are available in black or grey. The jewelry drawer is designed as a complete drawer solution with our 100 lb. soft-close slides preinstalled. Works great behind a set of doors or you can mount a drawer front for a more finished look.



5 Compartment Jewelry Organizer

10 Compartment Jewelry Organizer

Dimensions	23-7/8" W x 14" D x 4" H	23-7/8" W x 14" D x 2" H
Black	JD1-24-BL	JD1-24R-BL
Grey	JD1-24-GR	JD1-24R-GR
Recommended screw:	#8 truss head or 7 mm Euro screw	#8 truss head or 7 mm Euro screw
	1/box 4/ctn	1/box 4/ctn


- MDF construction, felt-lined
- Drawer front can be mounted to front of tray
- Ships fully assembled and ready to install
- 100 lb. soft-close slides



Decorative Hooks

All Hardware Resources hooks are:

- Made to Last – Manufactured from zinc die-cast and weight tested to hold up to 35 lb.
- Same Beautiful Finishes – Available in the same popular finishes as our Jeffrey Alexander and Elements decorative cabinet hardware for a cohesive look throughout the house.
- Lifetime Warranty – Hardware Resources believes in quality, integrity, and reliability by offering a lifetime warranty on all our hooks.



Brushed Oil Rubbed Bronze (DBAC)

Satin Nickel (SN)

Polished Chrome (PC)



Brushed Oil Rubbed Bronze (DBAC)

Satin Nickel (SN)


Polished Chrome (PC)



Brushed Oil Rubbed Bronze (DBAC)

Satin Nickel (SN)

Polished Chrome (PC)



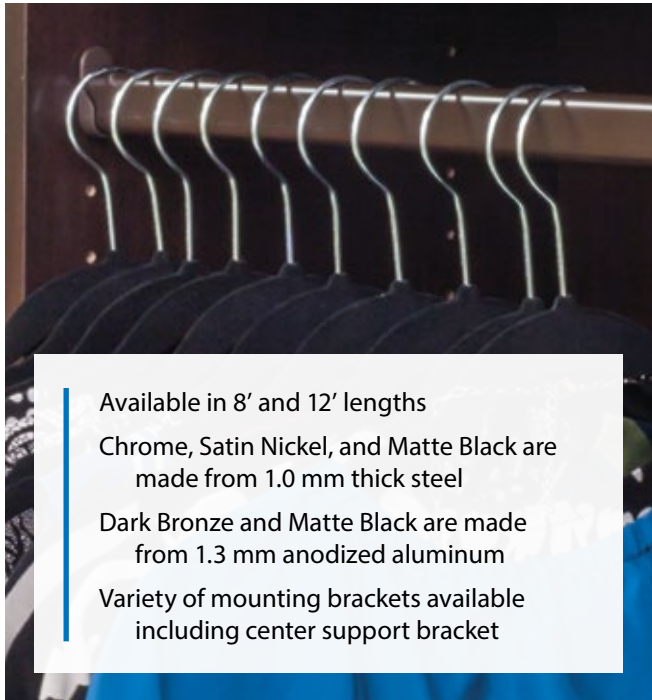
Brushed Oil Rubbed Bronze (DBAC)

Satin Nickel (SN)


Polished Chrome (PC)

Oval Closet Rods

Rods - 19/32" x 1-3/16" Diameter



Available in 8' and 12' lengths
 Chrome, Satin Nickel, and Matte Black are made from 1.0 mm thick steel
 Dark Bronze and Matte Black are made from 1.3 mm anodized aluminum
 Variety of mounting brackets available including center support bracket



	8' Oval Rod	12' Oval Rod
Dimensions	19/32" x 1-3/16" x 8' CH & SN 1.0 mm Thick ORB 1.3 mm Thick	19/32" x 1-3/16" x 12' CH 1.0 mm Thick ORB 1.3 mm Thick
Chrome STEEL	15302CH-2	153012CH-2
Dark Bronze ALUMINUM	15302ORB-2	153012ORB-2
Satin Nickel STEEL	15302SN-2	
Matte Black NEW STEEL	15302-MB	153012-MB
Matte Black NEW ALUMINUM	15302MB-A	

10 pcs/ctn*

10 pcs/ctn*

**NO BROKEN CARTONS. FULL CARTONS ONLY.*

Shelf & Rod Support Bracket

Heavy-duty 1" wide steel design
 Supports up to 150 lb. per bracket
 Designed for use with Hardware Resources 15 mm x 30 mm Oval Closet Rods.
 8' and 12' rods available in several finishes and materials (see table above for details)
 10-3/4" overall height x 11-3/4" overall depth (11" interior bracket depth) x 1" wide
 Screws included: 2 pcs #8 x 2" pan head for wall installation and #8 x 5/8" pan head to secure shelf



Dimensions	1" W x 11-3/4" D x 10-3/4" H
Weight Capacity	150 lb.
Chrome STEEL	1530CH
Dark Bronze STEEL	1530ORB
Satin Nickel STEEL	1530SN
Matte Black NEW STEEL	1530MB
Screws included: 2pcs #8 x 2"; #8 x 5/8"	

2 pcs/box
 20 pcs/ctn

Oval Closet Rods



Support Brackets



Knock-in Mounting Bracket



Screw-in Mounting Bracket



Center Support Bracket

Dimensions	5 mm Diameter Posts 32 mm Center to Center 1 Hole for Extra Screw	22 mm Center to Center Holes	28 mm Center to Center Holes 3" Overall Height
Chrome	M7160	M7175	M7190
Dark Bronze	M7160-ORB	M7175-ORB	M7190-ORB
Satin Nickel	M7160-SN	M7175-SN	M7190-SN
Matte Black NEW	M7160-MB	M7175-MB	M7190-MB
Recommended screw:	#6 flat head (optional)	#6 flat head	#6 flat head
	100 pcs/box 1,000 pcs/ctn	100 pcs/box 1,000 pcs/ctn	50 pcs/box 500 pcs/ctn


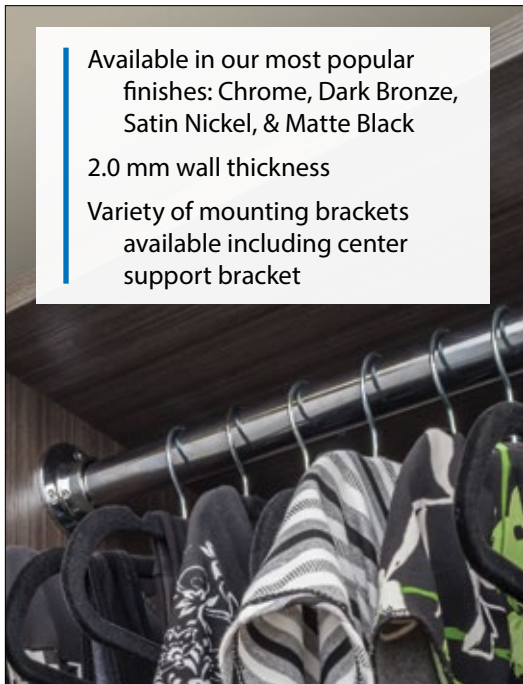
Round Closet Rods

Rods - 1-5/16" Diameter

Available in our most popular finishes: Chrome, Dark Bronze, Satin Nickel, & Matte Black

2.0 mm wall thickness

Variety of mounting brackets available including center support bracket



8' Round Rod - Steel

8' Round Rod - Aluminum

Dimensions	1-5/16" Diameter x 8' 2.0 mm Wall Thickness	1-5/16" Diameter x 8' 2.0 mm Wall Thickness
Chrome	151696CH-2	151696CH-A
Dark Bronze		151696ORB-2
Satin Nickel	151696SN-2	151696SN-A
Matte Black NEW	151696MB	151696MB-A

6 pcs/ctn*

6 pcs/ctn*

***NO BROKEN CARTONS. FULL CARTONS ONLY.**

Shelf & Rod Support Bracket

Heavy-duty 1" wide steel design

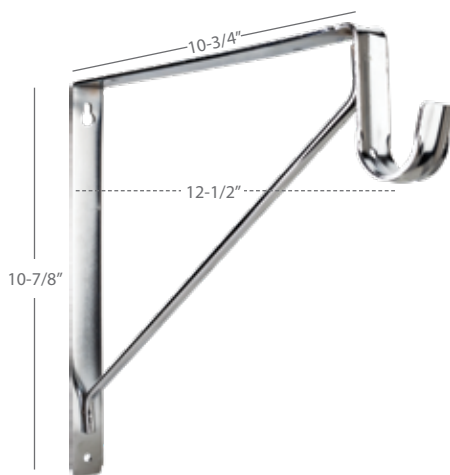
Supports up to 150 lb. per bracket

Designed for use with Hardware Resources 1-5/16" Diameter Round Closet Rods.

8' rods available in multiple finishes and materials (see table above for details)

10-7/8" overall height x 12-1/2" overall depth (10-3/4" interior bracket depth) x 1" wide

Screws included: 2 pcs #8 x 2" pan head for wall installation and #8 x 5/8" pan head to secure shelf




Dimensions	1" W x 12-1/2" D x 10-7/8" H
Weight Capacity	150 lb.
Chrome STEEL	1516CH
Dark Bronze STEEL	1516ORB
Satin Nickel STEEL	1516SN
White STEEL	1516WH
Matte Black NEW STEEL	1516MB

Screws included: 2pcs #8 x 2"; #8 x 5/8"

2 pcs/box
20 pcs/ctn

Round Closet Rods

Support Brackets



Dimensions	5 mm Diameter Posts 32 mm Center to Center 1 Hole for Extra Screw		2-3/4" Overall Width 3 Holes for Screws		2" Center to Center Holes 3" Overall Height
Chrome	M7340-CH	M7345-CH	M7350-CH	M7360-CH	M7370-CH
Dark Bronze	M7340-ORB	M7345-ORB	M7350-ORB	M7360-ORB	M7370-ORB
Satin Nickel	M7340-SN	M7345-SN	M7350-SN	M7360-SN	M7370-SN
Matte Black NEW	M7340-MB	M7345-MB	M7350-MB	M7360-MB	M7370-MB
Recommended screw:	#6 flat head (optional)	#6 flat head (optional)	screws included	screws included	#6 flat head
	50 pcs/box 200 pcs/ctn	50 pcs/box 200 pcs/ctn	20 pcs/box 200 pcs/ctn	50 pcs/box 200 pcs/ctn	50 pcs/box 200 pcs/ctn

Round Closet Rods

Rods - 1-1/16" Diameter

Woodwork Institute Approved
 Available in 8' and 12' lengths
 2.0 mm wall thickness
 Heavy-duty steel
 Variety of mounting brackets available including center support bracket



	8' Round Rod	12' Round Rod
Dimensions	1-1/16" Dia. x 8' 2.0 mm Wall Thickness	1-1/16" Dia. x 12' 2.0 mm Wall Thickness
Chrome STEEL	111696CH-2	111612CH
Matte Black NEW STEEL	111696MB	111612MB

6 pcs/ctn*

6 pcs/ctn*

*NO BROKEN CARTONS. FULL CARTONS ONLY.

Support Brackets



Open Knock-in Mounting Bracket



Open Screw-in Mounting Bracket



Closed Screw-in Mounting Bracket



Center Support Bracket

Dimensions	5 mm Diameter Posts 32 mm Center to Center 1 Hole for Extra Screw	2-5/8" Overall Length 2" Center to Center Holes	45 mm Center to Center Holes 3" Overall Height
Chrome	M7240	M7250	M7260
Matte Black NEW	M7240-MB	M7250-MB	M7260-MB
Recommended screw:	#6 flat head (optional)	screws included	screws included
	250 pcs/ctn	250 pcs/ctn	50 pcs/box 200 pcs/ctn

Round Closet Rods

Rods - 1" Diameter

- Anodized aluminum
- 1.2 mm wall thickness
- Variety of mounting brackets available including center bracket



8' Round Rod

Dimensions	1" Diameter x 8' 1.2 mm Wall Thickness
Dark Bronze ALUMINUM	100096ORB-2
Matte Black NEW ALUMINUM	100096MB-A

6 pcs/ctn*

*NO BROKEN CARTONS. FULL CARTONS ONLY.

Support Brackets



Open Knock-in
Mounting Bracket



Open Screw-in Mounting
Bracket



Closed Screw-in Mounting
Bracket



Center Support Bracket

Dimensions	5 mm Diameter Posts 32 mm Center to Center 1 Hole for Extra Screw	2-5/8" Overall Length 2" Center to Center Holes	45 mm Center to Center Holes 3" Overall Height	
Dark Bronze	M7240-ORB	M7250-ORB	M7260-ORB	M7270-ORB
Matte Black NEW	M7240-MB	M7250-MB	M7260-MB	M7270-MB
Recommended screw:	#6 flat head (optional)	screws included	screws included	#6 flat head
	250 pcs/ctn	250 pcs/ctn	250 pcs/ctn	50 pcs/box 200 pcs/ctn



Light up a closet

Add lighting in a closet to create a soft ambience that makes it easier to match clothing and accessories while getting ready. See the following pages for a selection of Task Lighting & Power products perfectly suited for closet spaces.

View the full Task Lighting & Power section on pages 493-600.

LED Linear Fixtures

Easy-to-install, fully assembled fixtures

Linear fixtures install quickly with included mounting clips and are great for illuminating shelving and cabinetry in the closet. See pages 532-553 for details.

Angled profile



Flat profile



Recessed profile



Dual-Mount Linear Fixture



LUMEN OUTPUT OPTIONS



ACCENT



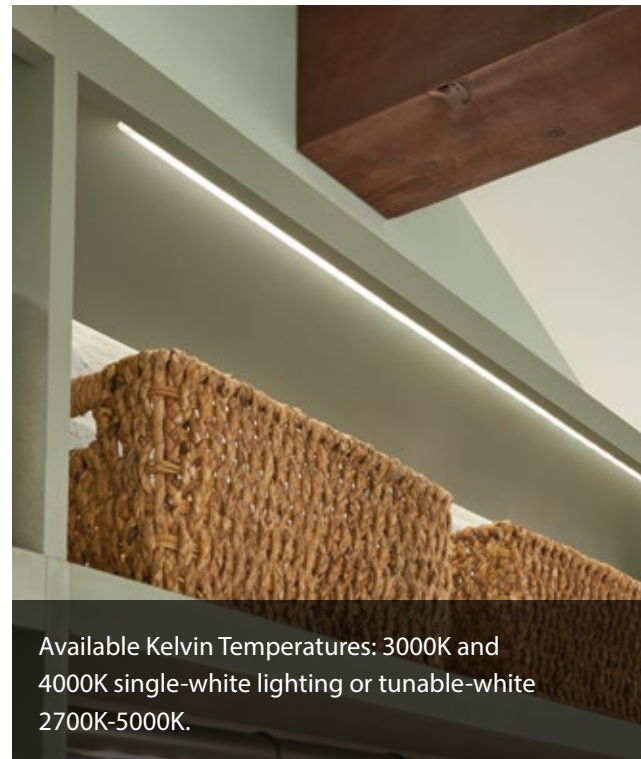
STANDARD



HIGH



HIGHER



Available Kelvin Temperatures: 3000K and 4000K single-white lighting or tunable-white 2700K-5000K.

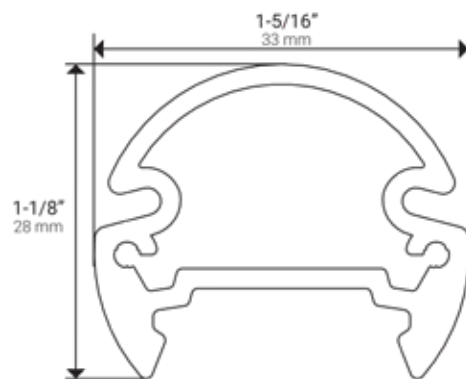


TASK[™]
lighting & power

LED Lighted Closet Rod

Create a luxury feel in a closet with a Lighted Closet Rod.

Fully assembled lighted closet rods are easy to install and provide high output illumination right where it's needed—on the clothing. See page 576-579 for details.



AVAILABLE FINISH OPTIONS



BLACK (BK)



SATIN NICKEL (SN)



WHITE (WT)

AVAILABLE KELVIN TEMPERATURES



SOFT WHITE 3000K




COOL WHITE 4000K



TUNABLE WHITE 2700K-5000K

ASSEMBLED
IN THE
USA






Available Kelvin Temperatures: 2700K, 3000K, 4000K, and 5000K single-white lighting or tunable-white 2700K-5000K.

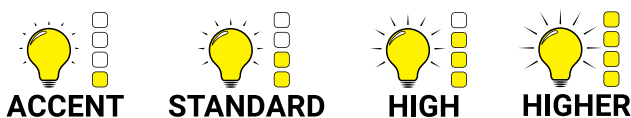
LED Tape Lighting

Flexible lighting is easy to install almost anywhere lighting is needed. Available in 12V or 24V in tunable-white or single-white temperature options.

See pages 526-527 for tunable-white lighting and pages 528-529 for single-white lighting.



LUMEN OUTPUT OPTIONS



Sensor Switches

Trigger lighting without touch—sensor options available for every application. See pages 592–593.



PROXIMITY SENSOR

Place this sensor at the back of a drawer to trigger lighting when the drawer is opened and closed using infrared (IR) technology.



DOPPLER MOTION SENSOR

Great for toe kick lighting, the Doppler motion sensor switch is easy to conceal underneath or behind panels up to 2" thick (like a cabinet door). The lights come on and stay on as long as motion is detected.



DOOR SENSOR

Mount this infrared (IR) sensor just inside a cabinet or drawer, and the lights will stay on as long as the door or drawer is open.

WAV Smart Receiver

Wirelessly connect to smart home lighting hubs for app and voice control of single-white or tunable lighting. See pages 588-589.





Highlight artwork, architecture, vases, and more with puck lights.

Puck Lights

TUNABLE-WHITE SERIES

Tunable-white lighting, 190 lumens/fixture
12-volt puck light. Surface or recess mount
options. *See pages 584-585 for details.*

TUNABLE-WHITE KELVIN TEMPERATURES

For tunable-white lighting puck lights



SINGLE-WHITE SERIES

Single-white lighting, 180 lumens/fixture.
12-volt puck light. Surface or recess mount
options. *See page 584-585 for details.*

KELVIN TEMPERATURE OPTIONS

For single-white lighting puck lights



Angle Power Strip



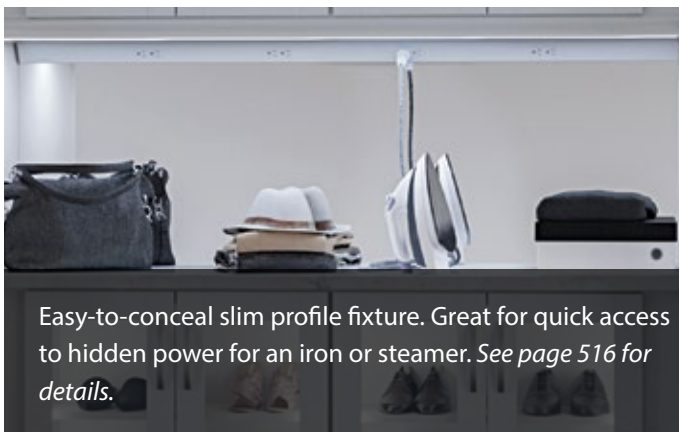
APT SERIES (Slim Profile)

15-amp tamper-resistant single receptacles,
custom options available.



TR SERIES (Standard Profile)

20-amp tamper-resistant duplex receptacles,
large variety of custom options available.



Easy-to-conceal slim profile fixture. Great for quick access
to hidden power for an iron or steamer. *See page 516 for
details.*



Customize to fit a variety of needs in any design.
Great for adding hidden power to any space.
See page 517 for details.

Dovetail Drawer Boxes for Closets



Ordering specifications:

- Standard drawer, rollout, or high-back rollout boxes
- Assembled or unassembled
- Standard heights with custom depth & width
- 1/4" standard or 1/2" bottom
- Optional universal notch for undermount slides
- Optional undermount slide clip factory installed

Easy Online Ordering & Instant Price Quoting

See website for details

Production and delivery:

- Competitive pricing
- Standard 7-day turnaround after order confirmation
- Quick-to-ship production for qualifying states

- A** 5/8" Hard Maple UV Coated or Unfinished
- B** 5/8" Aspen UV Coated
- C** 5/8" White Birch, Imported, Finger Jointed..... UV Coated
- D** 5/8" Rustic White Birch, Imported, Finger Jointed.. UV Coated
- E** 5/8" Rubberwood, Imported, Finger Jointed..... UV Coated
- F** 1/2" Birch Plywood UV Coated or Unfinished
- G** 1/2" Birch Plywood Edgebanded UV Coated



HEIGHT OPTIONS	2"	2.5"	3"	3.5"	4"	5"	6"	7"	8"	9"	9.5"	10"	11"	12"
1/2" Birch Plywood	x	x	x	x	x	x	x	x	x	x	x	x	x	x
1/2" Edgebanded Plywood		x	x		x	x	x	x	x	x		x	x	
5/8" Hardwoods	x	x	x	x	x	x	x	x	x	x	x	x	x	x
High-Back (all species)							x	x	x	x	x	x	x	x

*All high-back drawers will have a 3" front and a scoop cutout on the front face. 6" minimum height.

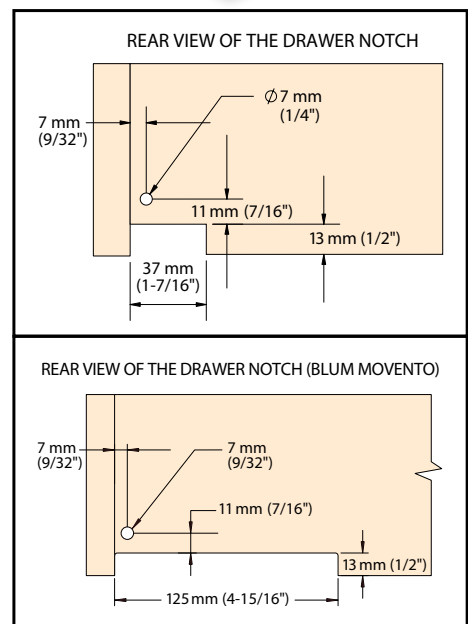
SIZING	Min. Depth	Max. Depth	Min. Width (without clips)	Min. Width (with clips)	Max. Width	Min. Height
Standard Drawer						
5/8" Material	7"	51"	6"	See table below	51"	2"
1/2" Material	7"	51"	6"	See table below	51"	2"
Rollout Drawer						
5/8" Material	7"	51"	6"	See table below	51"	2"
1/2" Material	7"	51"	6"	See table below	51"	2"
High-Back Rollout						
5/8" Material	12"	51"	5-1/2"	See table below	51"	6"
1/2" Material	12"	51"	5-1/2"	See table below	51"	6"

MIN. BOX WIDTH WITH UNDERMOUNT (See clip details on pages 28-29)

	US-CLIP2ND-XX	US-CLIP-2W	US-CLIP-NR	USCLIP500-2-XX
5/8" Material	7.25"	6.25"	4.875"	8.25"
1/2" Material	7"	6"	4.5"	8"

#6 x 5/8" pan head screw recommended for installation.

Drawer boxes are cut and assembled in the USA by Hardware Resources. Hard Maple and Aspen are North American hardwoods. White Birch, Rustic White Birch, and Rubberwood are imported A/B grade hardwood, laminated & finger jointed. Birch plywood is Carb Compliant 9-ply high density plywood with no internal voids. UV cured coating is 100% solid and contains no VOC. Each UV coated piece is double coated to ensure a lasting finish.






Dovetail Drawer Boxes for Closets

Closet Organizers

Rollouts & High-Back Rollouts



Finger joints may be visible on top edge of box for White Birch



High-Back Rollout (minimum 6" height)

Complimentary High Definition Laser Engraving on Hardwood Boxes

- Upcharge per box for plywood
- Simply provide a high-resolution file of your logo. We'll do the rest!
- Accepted file types are EPS, AI, PDF, PSD, JPEG, TIFF
- Maximum logo size is 1-1/2" tall x 6" long
- Minimum box height for engraving is 3", minimum depth is 8"
- Not available on high-back rollouts or boxes over 24" deep
- Placed on the front left inside edge of the box
- One logo per customer - logos are kept on file for future orders
- *Don't have a logo? Choose from our preselected fonts to customize your company name*



Shelf Supports: Angled

5 mm Pin Diameter

Solid steel construction

3/4" long arm

Available in carton of 1,000 pcs.



Standard With 1/8" Hole With Brown Sleeve With White Sleeve With Clear Sleeve With Diamond Hole

Antique Brass	1706AB	1707AB	1708AB			
Antique Copper		1707AC	1708AC			1710AC
Black		1707BLK				
Bright Nickel	1706BN	1707BN	1708BN	1708WBN	1708CBN	1710BN
Polished Brass	1706PB	1707PB				
	1,000 pcs/ctn*	1,000 pcs/ctn*	1,000 pcs/ctn*	1,000 pcs/ctn*	1,000 pcs/ctn*	1,000 pcs/ctn*

**NO BROKEN CARTONS. FULL CARTONS ONLY.*

1/4" Pin Diameter

Solid steel construction

3/4" long arm

Available in carton of 1,000 pcs.



Standard With 1/8" Hole With Brown Sleeve With Brown Sleeve & 7/8" Long Arm

Antique Brass	1609AB	1610AB		
Antique Copper		1610AC	1611AC	1915AC
Bright Nickel	1609BN	1610BN		
Polished Brass		1610PB		
	1,000 pcs/ctn*	1,000 pcs/ctn*	1,000 pcs/ctn*	1,000 pcs/ctn*

**NO BROKEN CARTONS. FULL CARTONS ONLY.*

Shelf Supports: Spoon

Closet
Organizers

3 mm Pin Diameter



Spoon

Bright Nickel	1103BN
	1,000 pcs/box*
	10,000 pcs/ctn

**NO BROKEN BOXES. FULL BOXES ONLY.*

Solid steel construction

Available in boxes of 1,000 pcs. and 10,000 pcs. master carton

5 mm Pin Diameter



Spoon



Spoon with Anti-Slide Barb



Grommet 5.5 mm drill Ø

Antique Brass	1306AB		1283AB
Antique Copper	1306AC		
Black	1306BLK		1283BLK
Bright Nickel	1306BN	1306BN-2	1283BN
Polished Brass	1306PB		1283PB
	1,000 pcs/box*	1,000 pcs/box*	1,000 pcs/box*
	6,000 pcs/ctn	6,000 pcs/ctn	5,000 pcs/ctn

**NO BROKEN BOXES. FULL BOXES ONLY.*

Solid steel construction

Anti-slide barb cuts into shelf and prevents shelf movement (1306BN-2)

Supports available in boxes of 1,000 pcs. and 6,000 pcs. master carton

Grommets available in boxes of 1,000 pcs. and 5,000 pcs. master carton

1/4" Pin Diameter



Spoon



Grommet 7.5 mm drill Ø

Antique Brass	1206AB	1284AB
Antique Copper	1206AC	
Black	1206BLK	1284BLK
Bright Nickel	1206BN	1284BN
Polished Brass	1206PB	1284PB
	1,000 pcs/box*	1,000 pcs/box*
	6,000 pcs/ctn	5,000 pcs/ctn

**NO BROKEN BOXES. FULL BOXES ONLY.*

Solid steel construction

Supports available in boxes of 1,000 pcs. and 6,000 pcs. master carton

Grommets available in boxes of 1,000 pcs. and 5,000 pcs. master carton

Shelf Supports: Pins

5 mm Pins



16 mm Duplo 24 mm Straight 30 mm Straight 45 mm Straight

	16 mm Duplo	24 mm Straight	30 mm Straight	45 mm Straight
Antique Copper				
Bright Nickel		1402BN	418BN	1400BN
Zinc	1401ZN	1402ZN		
	1,000 pcs/ctn*	1,000 pcs/ctn*	1,000 pcs/ctn*	1,000 pcs/ctn*

*NO BROKEN CARTONS. FULL CARTONS ONLY.

Solid steel construction

Available in carton of 1,000 pcs.

Zinc Supports - 5 mm Pin



Support with 5 mm Shelf Hold Pin

Zinc	1545ZN
	1,000 pcs/box*
	5,000 pcs/ctn

*NO BROKEN BOXES. FULL BOXES ONLY.

Solid zinc die cast construction

Available in boxes of 1,000 pcs. and 5,000 pcs. master carton

Plastic Supports - 5 mm Pin



Support

Almond	1438ALM-K 100 per bag
Brown	1438BRN-K 100 per bag
Clear	1438CL-K 100 per bag
White	1438WH-K 100 per bag

1000pcs/box

Synthetic injection molded plastic with steel pin

Each item contains a bag of 100 supports

Shelf Supports: Locks

Plastic Shelf Lock



Highly durable synthetic plastic construction
Available in a variety of pin diameters and shelf thickness combinations

	5 mm Pin 1/2" Shelf	5 mm Pin 5/8" Shelf	5 mm Pin 3/4" Shelf	1/4" Pin 5/8" Shelf	1/4" Pin 3/4" Shelf
Clear	7703CL-K	7704CL	7705CL	8704CL-K	8705CL-K
	1,750 pcs/box* 3,500 pcs/ctn	2,000 pcs/box* 4,000 pcs/ctn	2,500 pcs/box* 5,000 pcs/ctn	1,750 pcs/box* 3,500 pcs/ctn	1,750 pcs/box* 3,500 pcs/ctn

**NO BROKEN BOXES. FULL BOXES ONLY.*

Heavy-Duty Plastic Shelf Lock



	5 mm Double Pin 3/4" or 1" Shelf
Clear	7706CL
	2,000 pcs/ctn*

**NO BROKEN CARTONS. FULL CARTONS ONLY.*

500 lb. weight rating per set of 4
Highly durable synthetic plastic construction
Fits 3/4" or 1" shelf thickness
Two pins are 32 mm spaced
ANSI/BHMA A156.9-2003 Grade 1

Shelf Supports: Standards & Clips

Standards & Clips

Single track standards fit in 5/8" wide groove
 Standards quickly install using nails or screws (not included)
 Available in a variety of sizes which can also be cut to length
 Clips snap into place in 3/8" increments for a secure fit and can be easily removed and reattached



	<i>Standard Clip Builder Pack</i>	<i>Standard Clip Retail Pack</i>	<i>48" Standard</i>	<i>60" Standard</i>	<i>72" Standard</i>
Brass		1460BR-R			
Brown	1460AC	1460AC-R	TRK01-48BRN	TRK01-60BRN	TRK01-72BRN
Nickel/Zinc	1460NI	1460ZN-R	TRK01-48ZN	TRK01-60ZN	TRK01-72ZN
White	1460WH	1460WH-R	TRK01-48WH	TRK01-60WH	TRK01-72WH
	1,000 pcs/ctn*	20 pcs/pack 100 pks/ctn	20 pcs/ctn*	20 pcs/ctn*	20 pcs/ctn*

**NO BROKEN CARTONS. FULL CARTONS ONLY.*

Shelf Supports: Utility Bracket

Heavy-Duty Shelf Utility Bracket

Extra heavy-duty 1-1/4" wide steel design – supports up to 1200 lb. per pair

Thick white painted finish is durable and rust resistant

Supports shelving in a variety of residential and commercial environments: closets, garages, utility rooms, tool sheds, and laundry rooms

Also a perfect support for countertops

14" overall height x 21-1/4" overall depth

#10 x 3" pan head screws recommended for wall installation (sold separately)



Shelf Utility Bracket

Dimensions	1-1/4" W x 21-1/4" D x 14" H
Weight Capacity	600 lb.

White 1421WH

Recommended screw:	#10 pan head
---------------------------	---------------------

2 pcs/box
10 pcs/ctn

**NO BROKEN CARTONS. FULL CARTONS ONLY.*

You Buy. You Try. You Decide.

Place a Trial Order for any new-to-you cabinet organizer products and try them out. If you're not satisfied we'll take them back. Guaranteed!

How the Trial Order program works

1. Place a Trial Order for any cabinet organizers. Trial Orders can be combined with a regular order. We pay the freight on Trial Orders.
2. Test the products risk-free.
3. If you're not completely satisfied, call us. We'll give you immediate full credit on the Trial Order purchase. We'll arrange for the products to be picked up later – no need to save the original packaging, ship them back, etc. We make it easy. We would appreciate hearing your observations on the products.



How to order

1. Place an order with your local sales rep or call **800-463-0660**
2. Use code **TRIAL-CABINETORG** for the Trial Order products



Hardware Resources believes in quality, integrity, and reliability. We uphold the highest standards of service and responsibility in the industry.

As such, Hardware Resources warrants all cabinet and closet organizers against defects in material and workmanship as long as the original consumer purchaser owns the products, if the original consumer purchased the products from an authorized distributor of Hardware Resources. Hardware Resources cannot guarantee the quality or condition of products from distributors who do not agree to meet our high standards, and therefore, no warranty is provided for products from unauthorized sellers.

If the finish of any of these items tarnishes, corrodes, rusts, begins to chip or rub off or has any other defect, Hardware Resources will send to the original purchaser, a new replacement product of the same or comparable style and quality at no charge. If a replacement is no longer available, Hardware Resources will refund to the original purchaser, the current wholesale value of the item.

This warranty is a warranty of replacement only. Hardware Resources specifically does not warrant removal of the product nor installation of replacement new product. This warranty does not apply when the item has been tampered with, misused, improperly installed, altered from the original form, or damaged through improper cleaning, abuse or accident.

In the unlikely event that a defective cabinet or closet organizer is encountered, please contact Customer Service at 800.463.0660. Please be able to provide a brief description and photographs of the defect.