

# LED Lighting and Power for any space

LED Linear Fixtures | LED Tape Lighting | LED Tape Lighting Kits | Specialty Lighting  
Lighted Power Strip Fixtures | Angle Power Strip Fixtures



**TASK**<sup>TM</sup>  
lighting & power



# TABLE OF CONTENTS

Catalog Resources.....	page 2
Lumen Output Chart .....	page 3
About Us .....	page 4
Design Services .....	page 6
New Products.....	page 10
Tunable-white Lighting Overview.....	page 12
Lighted Power Strip Overview .....	page 18
Lighted Power Strip (DV Series).....	page 24
Lighted Power Strip (RM Series).....	page 28
Lighted Power Strip (Tunable-white RM Series) .....	page 30
Lighted Power Strip Selection Guide.....	page 36
Angle Power Strip Overview .....	page 40
Angle Power Strip (APT Series) .....	page 44
Angle Power Strip (TR-USB Series) .....	page 46
Angle Power Strip (TRS Series) .....	page 48
Angle Power Strip (TR Series).....	page 50
Angle Power Strip Selection Guide.....	page 54
LED Tape Lighting Overview.....	page 58
24-Volt, 600 Lumens/Ft. Tunable-white LED Tape Lighting.....	page 64
24-Volt, 600 Lumens/Ft. Single-white LED Tape Lighting.....	page 66
24-Volt, 400 Lumens/Ft. Tunable-white LED Tape Lighting.....	page 68
24-Volt, 400 Lumens/Ft. Single-white LED Tape Lighting.....	page 70
12-Volt and 24-Volt, 300 Lumens/Ft. Tunable-white LED Tape Lighting .....	page 72
12-Volt and 24-Volt, 225 Lumens/Ft. Single-white LED Tape Lighting .....	page 74
12-Volt and 24-Volt, 120 Lumens/Ft. Single-white LED Tape Lighting .....	page 76
12-Volt, 126 Lumens/Ft. Single-white LED Tape Lighting (Side-view).....	page 78
12-Volt, 130 Lumens/Ft. Multi-color RGB LED Tape Lighting .....	page 80
LED Tape Lighting Kits Overview .....	page 82
12-Volt, 300 Lumens/Ft. Tunable-white LED Tape Lighting Kits.....	page 94
12-Volt, 225 Lumens/Ft. Single-white LED Tape Lighting Wireless Controller Kit .....	page 96
12-Volt, 120 Lumens/Ft. Single-white LED Tape Lighting Wireless Controller Kit.....	page 100




## TABLE OF CONTENTS

12-Volt, 225 Lumens/Ft. Single-white LED Tape Lighting Touch Dimmer Kit.....	page 102
12-Volt, 120 Lumens/Ft. Single-white LED Tape Lighting Touch Dimmer Kit.....	page 104
12-Volt, 130 Lumens/Ft. Multi-color RGB LED Tape Lighting Kit.....	page 106
12-Volt, 120 Lumens/Ft. Single-white LED Tape Lighting Vanity Night Light Kit.....	page 108
LED Linear Fixture Overview .....	page 110
24-Volt, 600 Lumens/Ft. Tunable-white LED Linear Fixtures .....	page 116
24-Volt, 600 Lumens/Ft. Single-white LED Linear Fixtures .....	page 118
24-Volt, 400 Lumens/Ft. Tunable-white LED Linear Fixtures .....	page 120
24-Volt, 400 Lumens/Ft. Single-white LED Linear Fixtures .....	page 122
24-Volt, 300 Lumens/Ft. Tunable-white LED Linear Fixtures .....	page 124
12-Volt, 300 Lumens/Ft. Tunable-white LED Linear Fixtures.....	page 126
24-Volt, 225 Lumens/Ft. Single-white LED Linear Fixtures .....	page 128
12-Volt, 225 Lumens/Ft. Single-white LED Linear Fixtures .....	page 130
24-Volt, 120 Lumens/Ft. Single-white LED Linear Fixtures.....	page 132
12-Volt, 120 Lumens/Ft. Single-white LED Linear Fixtures .....	page 134
Cut-to-Length Fixture Program .....	page 136
LED Linear Fixture Selection Guide .....	page 138
LED Puck Light Overview .....	page 140
12-Volt, 190 Lumens/Fixture Tunable-white LED Puck Light.....	page 142
12-Volt, 180 Lumens/Fixture Single-white LED Puck Light.....	page 144
12-Volt, 190 Lumens/Fixture Single-white LED Puck Light.....	page 146
12-Volt, 105 Lumens/Fixture Single-white LED Puck Light.....	page 148
LED Specialty Lighting Overview .....	page 150
12-Volt, 400 Lumens/Ft. Single-white LED Lighted Closet Rod.....	page 152
24-Volt LED Flexible Sheet Light.....	page 154
120-Volt Selectable-white LED Bar Light.....	page 156
Accessories for LED Lighting Products .....	page 160
WAV Smart Control™.....	page 180
Product Samples Available .....	page 184
Displays Program.....	page 186
Trial Order Program and Warranty.....	page 189
Videos Available.....	page 190

## Color Coding

The colors used to identify each section in the Table of Contents match the colors used on the outside edges of the pages for the product sections for easy navigation. The top right colors identify the overall section, while the left side colors and colored page numbers let you know the sub-section.

### Overall sections



### Sub-sections



**Angle Power Strip Fixtures**



**LED Puck Lights**



**Lighted Power Strip Fixtures**



**LED Specialty Lighting**



**LED Tape Lighting**



**LED Lighting Accessories**



**LED Tape Lighting Kits**



**LED Linear Fixtures**



**Tunable-white Lighting products are identified with an orange marker on the side of the page**

## Lumen Output Icons

An icon used to identify the classification of each lumen output is found on the product pages. The chart on the next page breaks down suggested lumen outputs for different applications.



## Kelvin Temperature Icons

The standard Kelvin temperatures offered by Task Lighting & Power are below. Each LED lighting product page has an icon to represent the color of white light available.



**WARM WHITE 2700K**  
Very warm—generally the color of incandescent lighting



**SOFT WHITE 3000K**  
Soft and subtle warm color of light



**COOL WHITE 4000K**  
Creates a cool white color for working areas



**DAYLIGHT WHITE 5000K**  
Considered sunlight at high noon







**TUNABLE WHITE 2700K–5000K**  
Adjust the white light after the lighting has been installed

## Lumen Output Recommendations

Use the below chart to easily find what lumen output is suggested for each application. Call Design Services at **866-848-9094** or email [DesignAndSupport@TaskLighting.com](mailto:DesignAndSupport@TaskLighting.com) for additional support and questions.



**LIVE SUPPORT!**

APPLICATION	 <b>ACCENT</b> 0–150 Lumens/ft.	 <b>STANDARD</b> 151–399 Lumens/ft.	 <b>HIGH</b> 400–599 Lumens/ft.	 <b>HIGHER</b> 600+ Lumens/ft.
	Under cabinet	✓	✓	✓
Interior cabinet	✓	✓		
Above cabinet	✓	✓		
Toe-kick	✓			
Under island counter top	✓	✓	✓	
Fixed or floating shelves	✓	✓	✓	✓
Under floating cabinets	✓	✓		
Over sink		✓	✓	✓
Drawer	✓			
Stair railing (hand railing)	✓	✓	✓	✓
Stair steps	✓	✓		
Cove	✓	✓	✓	✓
Vanities	✓	✓		
Behind mirror	✓	✓		
Behind TV	✓	✓		
Under bed	✓	✓		
Closet shelves	✓	✓	✓	
Behind headboard	✓	✓		
Shop/garage cabinet or shelf			✓	✓
Outdoor—stairs		✓	✓	
Outdoor—deck railing		✓	✓	
Bedroom—shelf	✓	✓	✓	



Founded in 1985, Task Lighting, a market leader in the development of power and lighting solutions for the kitchen and bath industry for over 35 years, is dedicated to providing quality lighting products that solve real-world challenges. From the company's manufacturing and design center in Kearney, Nebraska, Task Lighting has developed products that are EASY to install and operate.

## DIMORA BRANDS<sup>®</sup>

Dimora Brands operates leading brands in cabinet hardware, door hardware, faucets, lighting, functional hardware, organizers, vanities, and decorative wood. Its two operating divisions, Top Knobs and Hardware Resources, are known for the industry's best product offering and service. Each Dimora Brands division proudly serves kitchen cabinet dealers, kitchen and bath showrooms, lighting showrooms, electrical distributors, custom cabinet makers, independent hardware stores, other customers, and the design community.

The Dimora Brands collection of industry-leading brands includes the following:



## Industry leader since 1985

Task Lighting & Power is an industry leader in professionally installed LED lighting, patented tunable-white lighting technology, patented Angle Power Strip, and patented Lighted Power Strip. Our manufacturing plant for assembled linear fixtures, Angle Power Strip Fixtures, and Lighted Power Strip Fixtures is in Kearney, Nebraska.

## Highlight beauty

Highlight the beauty of any space with our professional-grade LED lighting products. Select between a variety of assembled linear fixtures, tape lighting, tunable-white tape lighting, multi-color tape lighting, puck lights, or specialty lighting to set the mood in any space.

## Hide power

We offer a variety of Angle Power Strip Fixtures to neatly tuck under cabinets, shelves, island countertops, and more to hide power. No more cutting unsightly receptacles into an expensive backsplash or messy installation on the side of an island. Angle Power Strip and Lighted Power Strip Fixtures are manufactured in our Kearney, Nebraska, factory to ensure the highest quality.

## Knowledgeable in-house staff

Our seasoned Design Services and Technical Support teams in our Kearney, Nebraska, facility are always on hand to help you select product, answer technical questions about a product, provide free product layout and quotes, assist with installation questions, and more.



Design By: Artistic Cabinetry




Design By: Artistic Cabinetry

# Design Services

## Technical Support and Free Layout

### Receive a Lighting Quote in 3 easy steps



#### Complete

The Customer Quote Form that can be found by scanning the QR code



Scan for Customer Quote form  
<https://delivr.com/2vk42>

#### Attach

Your floor plans or elevations with dimensions

#### Email

[DesignAndSupport@TaskLighting.com](mailto:DesignAndSupport@TaskLighting.com)  
to receive a FREE layout and quote

**TASK lighting** Job Name: \_\_\_\_\_ Date Needed By: \_\_\_\_\_ Dealer Name: \_\_\_\_\_ Dealer No.: \_\_\_\_\_

Notes: \_\_\_\_\_

**TYPE OF PROJECT**  Residential  Showroom  Commercial

**TYPE OF LIGHTING**  
 Recessed Lighting  Linear Fixtures  
 with Aluminum Housing  Lighted Power Strip  Single Color - warm/LED  Single Color - cool/LED  
 Flush Lights  Multi-Color RGB  Tunable White

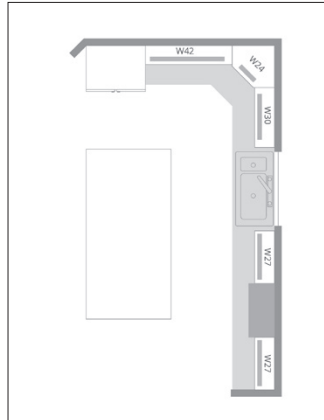
**SELECT KELVIN TEMPERATURE**  
 2700K  3000K  4000K  5000K  6000K - 10000K  
 2700K  3000K  4000K  5000K  6000K - 10000K

**TYPE OF POWER SUPPLY**  
 Plug-In with a WIRELESS Charging System  Receptacle Hardwired with a WIRELESS Charging System  Hardwired with a WIRELESS Charging System

**SELECT ANGLE POWER STRIP SERIES**  
 TS Series  TR USB Series  TRS Series  APF Series  Not needed for this project

**SELECT FINISH OPTION**  
 Black  Bronze  Satin Nickel  White

Find out how these innovations will improve your space by visiting [DesignAndSupport@TaskLighting.com](http://DesignAndSupport@TaskLighting.com) and receive a layout and quote in 48 hours.



**TASK lighting** Job Name: \_\_\_\_\_ Date Needed By: \_\_\_\_\_ Dealer Name: \_\_\_\_\_ Dealer No.: \_\_\_\_\_

Notes: \_\_\_\_\_

**TYPE OF PROJECT**  Residential  Showroom  Commercial

**TYPE OF LIGHTING**  
 Recessed Lighting  Linear Fixtures  
 with Aluminum Housing  Lighted Power Strip  Single Color - warm/LED  Single Color - cool/LED  
 Flush Lights  Multi-Color RGB  Tunable White

**SELECT KELVIN TEMPERATURE**  
 2700K  3000K  4000K  5000K  6000K - 10000K  
 2700K  3000K  4000K  5000K  6000K - 10000K

**TYPE OF POWER SUPPLY**  
 Plug-In with a WIRELESS Charging System  Receptacle Hardwired with a WIRELESS Charging System  Hardwired with a WIRELESS Charging System

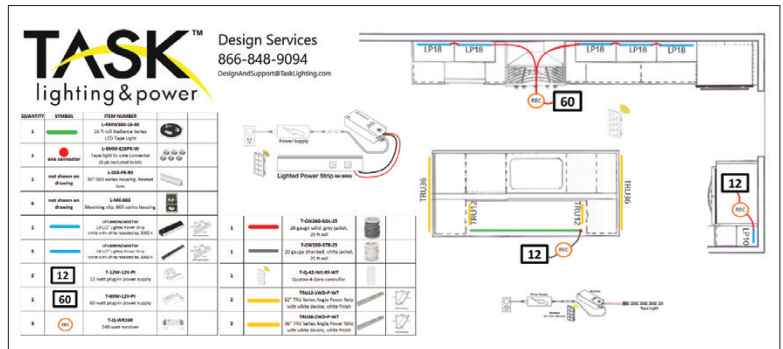
**SELECT ANGLE POWER STRIP SERIES**  
 TS Series  TR USB Series  TRS Series  APF Series  Not needed for this project

**SELECT FINISH OPTION**  
 Black  Bronze  Satin Nickel  White

Find out how these innovations will improve your space by visiting [DesignAndSupport@TaskLighting.com](http://DesignAndSupport@TaskLighting.com) and receive a layout and quote in 48 hours.

### Don't know where to start?

Do you have more questions before completing and submitting your quote form? Call **866-848-9094** or email **[DesignAndSupport@TaskLighting.com](mailto:DesignAndSupport@TaskLighting.com)**. Get connected with one of our friendly in-house Design Services team members to help you pick out the lighting products that will work best in the space.



Sample layout from Design Services showing Lighted Power Strip and Angle Power Strip fixtures





# DESIGN SERVICES

Free design and technical support assistance every step of the way. Call us at 866-848-9094 or email [DesignAndSupport@TaskLighting.com](mailto:DesignAndSupport@TaskLighting.com)


## Selection of light color

Help selecting the best Kelvin temperature for your space or choosing any Kelvin temperature 2700K–5000K with our tunable-white lighting



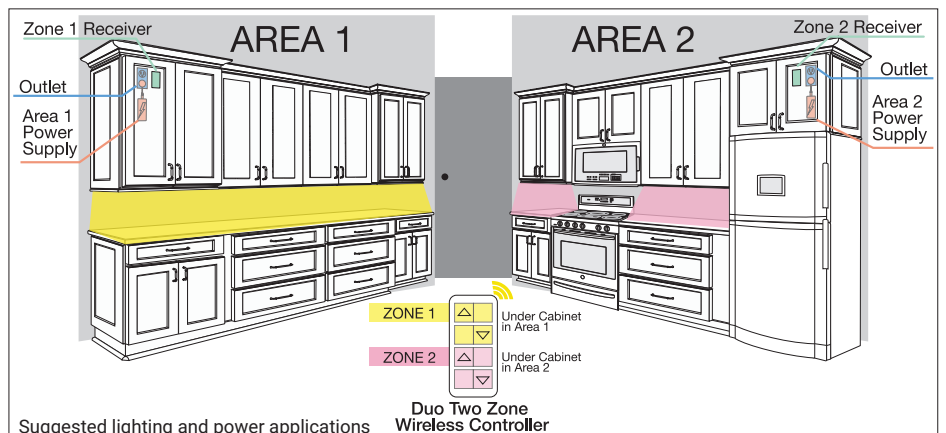
## Selection of Controller

Assistance in deciding what controller works best for your lighting design



## Layout and Product Recommendations

Layout recommendations for the best lighting and power locations with a suggested products list included

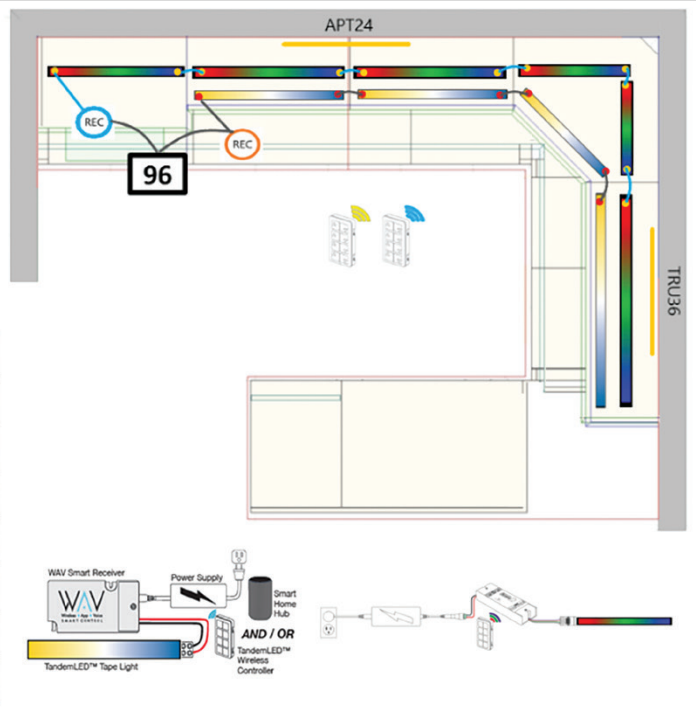


Sample layout showing Multi-color RGB Lighting, Tunable-white Lighting, and Angle Power Strip Fixtures



Design Services  
866-848-9094  
DesignAndSupport@TaskLighting.com

QUANTITY	SYMBOL	ITEM NUMBER	
1		L-T600-16-MW 16 ft roll Tandem Series LED Tape Light	
2		L-EMM-EZPK-W Tape light to wire connector (6 pk included in kit)	
1	not shown on drawing	L-007-FR-48 48" 007 series flat housing frosted lens	
1	not shown on drawing	L-007-FR-90 90" 007 series flat housing frosted lens	
10	not shown on drawing	L-MC-007 Mounting clip, 007 series housing	
1		L-RGB-A330-16 16 ft roll RGB coloring changing LED tape light	
15		L-10MM-RGB-WSC RGB tape light to wire connector	
2	not shown on drawing	L-APW-42S 3M Adhesive Promoter Wipes	
1		T-96W-12V-PI 96 watt plug in power supply	
1		T-TWAV-WR-120 WAV Smart Receiver	
1		T-WAV-WR180-RGB WAV Smart Receiver for 4-wire RGB Lighting	
1		T-CW200-STR-25 20 gauge stranded, white jacket, 25 ft. roll	
15'		L-RGB-4C-WIRE RGB 4-wire connection wire	
1		T-T-12-WC-RF-WT TandemLED wireless 1 Zone controller, White	
1		T-C-RGBWC-RF-WT RGB wireless controller	
1		APT24-4G-P-SH 24" slim profile angle power strip	
1		TRU36-200-P-SH 36" TRU Series Angle Power Strip with white device, white finish	



Layout sent to customer by Design Services suggesting lighting and power products and installation locations

Design Services  
866-848-9094  
DesignAndSupport@TaskLighting.com

QUANTITY	SYMBOL	ITEM NUMBER	
2		S6B-30ND138-F27 30" semi-rigid fixture	
1		S6B-30ND98-F27 18" semi-rigid fixture	
2	not shown on floor plan	S6B-90W-M121-8 semi-rigid LED mirror joint	
1	not shown on floor plan	S6B-90W-48-28 semi-rigid LED wireless	
2		SFPO-12ND4-F27 12" semi-rigid flat mini strip light	
1		SFPO-18ND4-F27 18" semi-rigid flat mini strip light	
2		SFPO-24ND8-F27 24" semi-rigid flat mini strip light	
2		SFPO-30ND12-F27 30" semi-rigid flat mini strip light	
1		SFPO-42ND14-F27 42" semi-rigid flat mini strip light	
1		SFPO-48ND14-F27 48" semi-rigid flat mini strip light	
4		T-40W-12-WP-P-W 60 watt color-tuned tunable-white power supply	
4		T-Q-WR96 96 watt receiver	
1		SF-90L-20-2 30 ft roll 20-2 solid wire	
1		T-Q-2Z-WC-RF-WT Quattro 2-Zone controller	
1		TR18-280-P-BK 18" TR Series Angle Power Strip with black device, black finish	
2		TR30-280-P-BK 30" TR Series Angle Power Strip with black device, black finish	

Wiring is based upon job site conditions.  
Additional power supplies & receivers may be needed based upon areas required and zones needed.



Final installation photo based on layout by Design Services

## Sample layout showing Tunable-white Lighting and Angle Power Strip Fixtures

**TASK**<sup>TM</sup>  
lighting & power

Design Services  
866-848-9094  
DesignAndSupport@TaskLighting.com

**Locations of wiring, power supplies, receivers, and switches are for illustration and do not indicate required installation locations. Installation locations are based upon job site conditions. Additional components may be needed when wireless controlling is set up by zones or areas.**

**TASK**  
lighting

Design Services  
866-848-9094  
DesignAndSupport@TaskLighting.com

QUANTITY	SYMBOL	ITEM NUMBER	DESCRIPTION
4	[Symbol]	LT2712V12-03W	7-5/16" 007 FLAT PROFILE LINEAR FIXTURE
3	[Symbol]	LT2712V30-08W	26-15/16" 007 FLAT PROFILE LINEAR FIXTURE
1	[Symbol]	LT2712V38-09W	29-1/8" 007 FLAT PROFILE LINEAR FIXTURE
1	[60/R]	T-TWAY-60W-PSR	WAV All-In-One 60 Watt Power Supply / Receiver
1	[Symbol]	T-CW200-5TR-50	20 gauge stranded, white jacket, 50 ft. roll
1	[Symbol]	T-T-12-WC-RF-WT	TandemLED wireless 1 Zone controller, White
3	[Symbol]	TR18-2WD-P-WT	18" TR Series Angle Power Strip with white device, white finish
2	[Symbol]	TR24-2WD-P-WT	24" TR Series Angle Power Strip with white device, white finish
1	[Symbol]	TRU18-2WD-P-WT	18" TRU Series Angle Power Strip with white device, white finish
1	[Symbol]	TRU24-2WD-P-WT	24" TRU Series Angle Power Strip with white device, white finish
1	[Symbol]	TRU30-2WD-P-WT	30" TRU Series Angle Power Strip with white device, white finish

**Wiring is based upon job site conditions. Additional power supplies & receivers may be needed based upon areas required and zones needed.**

Layout sent to customer by Design Services suggesting lighting and power products and installation locations

Final installation photo based on layout by Design Services





# WHAT'S NEW FOR TASK LIGHTING!

Linear Fixture tuned to Warm White 2700K



Linear Fixture tuned to Daylight White 5000K



## Even More Light: Tunable-white and Single-white LED Tape Lighting & Fixtures

Two brighter light output options are now available for tunable-white and single-white lighting in our 24-volt tape lighting and linear fixtures. AFTER lighting is installed, tune the white light from Warm White to Daylight White and all shades of white in between with our patented, two-wire Tunable-white Lighting products featuring TandemLED™ Technology! Jump to page 64 to view tunable-white lighting and page 66 for single-white lighting products.

## Motion Activated Light Control: Doppler Motion Sensor Switch and Vanity Kits

The new Doppler Motion Sensor Switch detects motion through cabinet panels, which is perfect for an under-vanity night light. Find the Doppler Motion Sensor Switch on page 166 and turn to page 108 for a Vanity Night Light Kit that includes everything needed to install lighting under a vanity.





Lighted Power Strip tuned to Warm White (2700K)




Lighted Power Strip tuned to Cool White (4000K)

## Easily Adjustable White Light: Lighted Power Strip Tunable-white RM Series

Our most popular product just got even better with tunable-white lighting featuring our patented, two-wire TandemLED<sup>™</sup> technology for a product that covers the best of light and power. See page 30 to check out the Lighted Power Strip with tunable-white capabilities.

## Selectable White Options in One Fixture: 120-volt Bar Light

Our new 120-volt Bar Light is a sleek, easy-to-install fixture with white light selectable options and dimming capabilities. Jump to page 156 and to find out more about this fixture.



## Easy-to-Install: Screw-down Connectors

We updated our most popular connector for a more secure installation. Flip to page 169 to view our new screw-down connectors that fit both 8 mm and 10 mm tape lighting!

# Tunable-white LED Lighting

## Featuring TandemLED™ Technology

U.S. PATENT  
10,721,801

Task Lighting & Power's patented TandemLED™ Technology uses industry standard two-wire technology to easily tune the white light temperature from Warm White 2700K to Daylight White 5000K and all shades of white in between AFTER installation.

There are four ways to tune the lights: control via a wired controller, a wireless controller, a smart home hub app, or by voice through a smart home hub.



Scan the QR code to learn more about our Tunable-white Lighting with patented, two-wire, TandemLED™ technology or visit [www.TaskLighting.com](http://www.TaskLighting.com)

After tunable-white lighting is installed, tune the white light to match the color scheme of a room or mirror natural lighting to synchronize with the body's circadian rhythm at any time. Enjoy a full range of brightness control at any temperature, and quickly create a personalized lighting experience at the click of a button or by voice with a compatible smart home hub.

Have existing single-white lighting already installed? Our patented two-wire technology makes it easy to upgrade to tunable-white lighting without running extra wires.

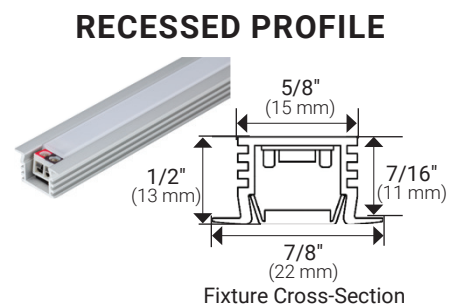
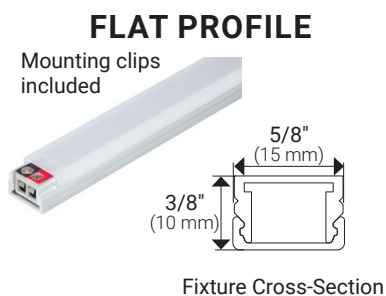
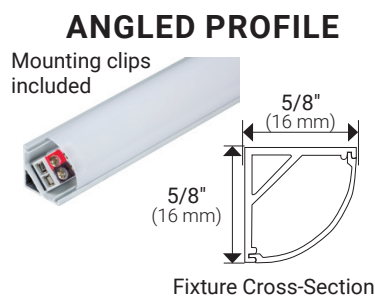
# Tunable-white LED Lighting

Featuring TandemLED™ Technology



## 12-volt and 24-volt LED Linear Fixtures:

Use the Tunable-white Lighting Linear Fixtures for a variety of applications.  
Find more information on page 116



**24V** 600 Lumens/Ft. 24-volt Flat, Angled, and Recessed Profile options  
Find more information on page 116

**24V** 400 Lumens/Ft. 24-volt Flat, Angled, and Recessed Profile options  
Find more information on page 120

**24V** 300 Lumens/Ft. 24-volt Flat, Angled, and Recessed Profile options  
Find more information on page 124

**12V** 300 Lumens/Ft. 12-volt Flat, Angled, and Recessed Profile options  
Find more information on page 126



Design By: Artistic Cabinetry



Design By: Artistic Cabinetry

# Tunable-white LED Lighting

## Featuring TandemLED™ Technology



## 12-volt and 24-volt LED Tape Lighting:

Use the Tunable-white Tape Lighting for a variety of flexible applications in residential and commercial projects.

Find more information on page 64

### 24V Ordering information Find more information on page 64



Tape Width	Kelvin Temperature	Length	Lumens Per Foot	Watts Per Foot	IP Rating	Cutting	Part Number
10 mm	Tunable-white 2700K–5000K	16 ft.	600	5.5W (18.2/M)	IP65	Approx. 2-1/2"	LT600W24V016-TW
10 mm	Tunable-white 2700K–5000K	100 ft.	600	5.5W (18.2/M)	IP20	Approx. 2-1/2"	LT600D24V100-TW

### 24V Ordering information Find more information on page 68



Tape Width	Kelvin Temperature	Length	Lumens Per Foot	Watts Per Foot	IP Rating	Cutting	Part Number
10 mm	Tunable-white 2700K–5000K	16 ft.	400	3.8W (12.3/M)	IP65	Approx. 2-1/2"	LT400W24V016-TW
10 mm	Tunable-white 2700K–5000K	100 ft.	400	3.8W (12.3/M)	IP20	Approx. 2-1/2"	LT400D24V100-TW

### 24V Ordering information Find more information on page 72



Tape Width	Kelvin Temperature	Length	Lumens Per Foot	Watts Per Foot	IP Rating	Cutting	Part Number
8 mm	Tunable-white 2700K–5000K	16 ft.	300	2.8W (9.2/M)	IP65	Approx. 2-1/4"	L-T600-16-24VMW
8 mm	Tunable-white 2700K–5000K	100 ft.	300	2.8W (9.2/M)	IP20	Approx. 2-1/4"	L-T600-100-24V

### 12V Ordering information Find more information on page 72



Tape Width	Kelvin Temperature	Length	Lumens Per Foot	Watts Per Foot	IP Rating	Cutting	Part Number
8 mm	Tunable-white 2700K–5000K	16 ft.	300	2.8W (9.2/M)	IP65	Approx. 1-1/8"	L-T600-16
8 mm	Tunable-white 2700K–5000K	100 ft.	300	2.8W (9.2/M)	IP20	Approx. 1-1/8"	L-T600-100



### 12-volt LED Tape Lighting Kits:

Use the Tunable-white Lighting Tape Lighting Kits to make installation a breeze by taking out the hassle of ordering individual pieces.

Find more information on page 94

#### 12V 300 Lumens/Ft. 12-volt LED Tape Lighting Kit Wireless Controller Kit: 1-Zone, 1-Area, smart home compatible

	QTY	Description	Component Part Numbers
<b>Wireless Controller Kit</b> <b>1-Zone, 1-Area, smart home compatible</b> <b>L-TK1Z1A-16</b>	1	16.4 ft. roll, 12-volt, 300 lumens/ft. tunable-white LED tape lighting with patented TandemLED™ Technology, cuttable approximately every 1"	L-T600-16-MW
	1	Tunable-white wireless RF controller for on/off, dimming, and white color temperature tuning, one-zone	T-T1Z-WC-RF
	1	White decora-style wall plate (option for mounting controller)	T-DPL-WT
	1	WAV Smart Receiver/Power Supply, 60-watts maximum, 12-volt DC	T-TWAV-60W-PSR
	1	Female barrel connector	T-FBC
	1	25 ft. roll 20-2 gauge in-wall rated stranded connection wire	T-CW20G-STR-25
	2	Tape light-to-wire screw-down connector (12 pieces total)	L-8MM-EZ6PK-W
	1	Task Lighting multi-bit screwdriver	T-TOOL-SD1
	1	3M™ adhesion wipe for prepping mounting surface	L-APW-4298



#### 12V 300 Lumens/Ft. 12-volt LED Tape Lighting Kit Wired Controller Kit: 1-Zone, 1-Area, not smart home compatible

	QTY	Description	Component Part Numbers
<b>Wired Controller Kit</b> <b>1-Zone, 1-Area, (not smart home compatible)</b> <b>L-TWCK-16</b>	1	16.4 ft. roll, 12-volt, 300 lumens/ft. tunable-white LED tape lighting with patented TandemLED™ technology, cuttable approximately every 1"	L-T600-16-MW
	1	Tunable-white wired controller for on/off, dimming, and white color temperature tuning (96-watts)	T-TIL-96
	1	12-volt, 60-watt plug-in power supply	T-60W-12V-PI
	1	Female barrel connector	T-FBC
	1	25 ft. roll 20-2 gauge in-wall rated stranded connection wire	T-CW20G-STR-25
	2	Tape light-to-wire screw-down connector (12 pieces total)	L-8MM-EZ6PK-W
	1	Task Lighting multi-bit screwdriver	T-TOOL-SD1
	1	3M™ adhesion wipe for prepping mounting surface	L-APW-4298



# Tunable-white LED Lighting

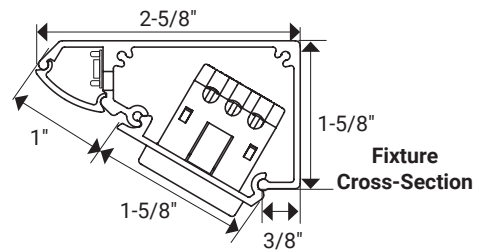
## Featuring TandemLED™ Technology



### 12-volt LED Lighted Power Strip:

Use the Tunable-white Lighted Power Strip to combine hidden power and lighting in one fixture. Find more information on page 30

24 in. fixture shown in Bronze with Black receptacles  
LP24-T6R12W-BBZ



### 120V Ordering information

600 Lumens/ft. 12-volt LED Lighting; 120-volt Receptacles

Kelvin Temperature	Length	Total Lumens	Total Watts	Number of Receptacles	Part Number
Tunable-white 2700K–5000K	10-1/2" (267 mm)	500	5	1	LP10-T6R5W-ColorFinish
Tunable-white 2700K–5000K	12-1/2" (317 mm)	600	6	2	LP12-T6R6W-ColorFinish
Tunable-white 2700K–5000K	18-1/2" (470 mm)	900	9	2	LP18-T6R9W-ColorFinish
Tunable-white 2700K–5000K	24-1/2" (622 mm)	1200	12	4	LP24-T6R12W-ColorFinish
Tunable-white 2700K–5000K	30-1/2" (775 mm)	1500	15	4	LP30-T6R15W-ColorFinish
Tunable-white 2700K–5000K	36-1/2" (927 mm)	1800	18	4	LP36-T6R18W-ColorFinish
Tunable-white 2700K–5000K	42-1/2" (1080 mm)	2100	21	5	LP42-T6R21W-ColorFinish
Tunable-white 2700K–5000K	48-1/2" (1232 mm)	2400	24	5	LP48-T6R24W-ColorFinish
Tunable-white 2700K–5000K	60-1/2" (1537 mm)	3000	30	7	LP60-T6R30W-ColorFinish
Tunable-white 2700K–5000K	72-1/2" (1842 mm)	3600	36	8	LP72-T6R36W-ColorFinish

Blue indicates dealer choice; Color indicates receptacle color, Finish indicates fixture finish color  
LP10-T6R5W-GSN (Example part number for LPS Tunable-white RM Series with Grey receptacles and Satin Nickel finish)



# Tunable-white LED Lighting

## Featuring TandemLED™ Technology

U.S. PATENT  
10,721,801

LED Lighting

## 12-volt LED Puck Lights:


Use the Tunable-white Puck Lights to attract attention to specific areas in any design. Find more information on page 142

### 12V Ordering information

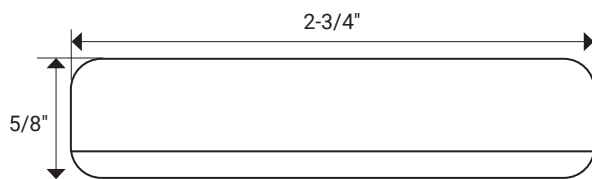
190 Lumens/ft., 12-volt LED Lighting

Kelvin Temperature	Lumens Per Fixture	Watts Per Fixture	Part Number
2700K–5000K	190	2.4	L-PS-TDC-Color

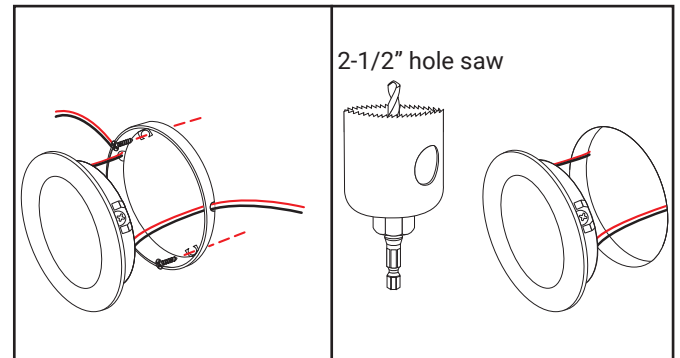
FRONT VIEW



BACK VIEW



Fixture Cross-Section – Actual Size



Surface mount

Recess mount



Warm White  
(2700K)

Daylight White  
(5000K)



# LIGHTED POWER STRIP FOR COMBINED LIGHT & POWER

## Highlight Beauty. Hide Power.

Add a Lighted Power Strip tucked up underneath a cabinet to illuminate the countertop while eliminating unsightly power outlets from a beautiful backsplash.

## Conveniently Designed

The patented angled design allows for easy access to the power outlets while keeping the outlets and lighting nicely hidden from sight.

## Expect Very Long Life

All Lighted Power Strip fixtures are UL listed with a 5-year warranty and rated for 50,000 hours (8 hours a day for 17 years).

**DV SERIES**

page 24

Built-in power supply, single-white LED lighting with high light output—400 lumens per foot, 15-amp tamper-resistant single receptacles, rocker switch on fixture



**RM SERIES**

page 28


Remote 12-volt power supply, single-white LED lighting with higher light output—600 lumens per foot, 15-amp tamper-resistant single receptacles. Option to customize length and add rocker switches



**TUNABLE-WHITE RM SERIES**

page 30

Remote 12-volt power supply, tunable-white LED lighting with higher light output—600 lumens per foot, 15-amp tamper-resistant single receptacles. Option to customize length and add rocker switches





# IT'S ALL ABOUT EASY

What helps Task Lighting's Lighted Power Strip stand out against everyone else? How easy it is! Easy to order. Easy to install. Easy to control. Take a look!

## LED Lighted Power Strip designed for easy installation with professional results!

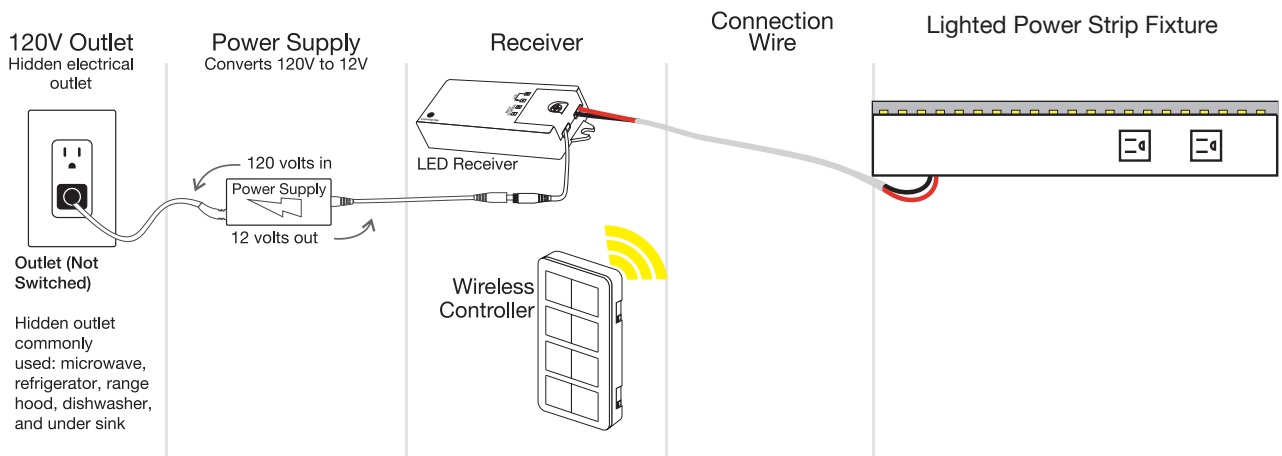
**Step 1.** Connect Power Supply to Receiver



**Step 2.** Connect Receiver to Lighted Power Strip



**Step 3.** Mount Lighted Power Strip and Pair Controller



## LED Lighted Power Strip Fixtures made easy

- Plug the power supply into an existing electrical outlet hidden behind the microwave, refrigerator, dishwasher, or under the sink
- Easily mount the receiver near the plug-in power supply
- Run connection wire through cabinets by drilling a tiny 1/4" hole for feed-through
- In less than 30 seconds, program the wireless controller for on/off/dimming
- Mount the wireless controller in a wall box, directly to a flat surface, or use as a remote

### It's easy to add lighting to any design

- Mounted under the upper kitchen cabinets to light countertop workspaces
- In the laundry room for illuminating countertops while working
- Under a shelf in a garage to give workspaces adequate lighting and power
- In an office area to light up the space and add multiple outlets in any area

### Like the lighting in this photo?

It's easy to do the same in your design. Order a plug-in power supply, LED Lighted Power Strip, wire, and a wireless control system to easily install this set-up in your space.



- Mount the Lighted Power Strip Fixture underneath and to the rear of the cabinet
- Plug the power supply in below the sink so it's out of the way
- Use a wireless controller to easily adjust the white light temperature and brightness of the lights

### Want tips on layouts and installation?

No problem! Contact our friendly in-house **Design Services at 866-848-9094** or email [DesignAndSupport@TaskLighting.com](mailto:DesignAndSupport@TaskLighting.com). They'll help with technical support, product questions, layout suggestions, and advice on the best products for any project.



**LIVE SUPPORT!**

## Add outlets and light where they're needed most with Lighted Power Strip



## Lighted Power Strip Fixtures provide hidden power where it's needed most

From eye level, Lighted Power Strip Fixtures are tucked up out of sight to place light and power where they're needed most without marring the backsplash



From a lower viewpoint, you see the Lighted Power Strip preserving the beauty of the backsplash while providing hidden, easy-to-access power





**Lighted Power Strip keeps the backsplash clean and illuminated**



**Don't waste time cutting into a backsplash. Install a Lighted Power Strip for a clean, finished look**



# 400 Lumens/Ft. Lighted Power Strip

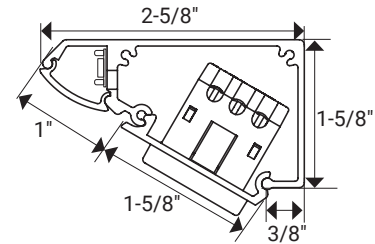
## Single-white DV Series (Built-in Power Supply)



Slim profile Angle Power Strip with built-in power supply, single-white LED lighting, tamper-resistant single receptacles



24" fixture shown in Satin Nickel  
with Grey receptacles  
LP24QD8NDGSN30



Fixture Cross-Section


### ABOUT THE PRODUCT

- Low profile: 1-5/8"
- Built-in power supply—direct replacement for a stand-alone fluorescent light
- Available in standard lengths only
- Dimming requires a dedicated circuit for the lighting—do not wire to dim receptacles
- Simple to install fully assembled fixture with wood screws and wall anchors (included)
- No Ultraviolet (UV) or Infrared (IR)
- Compatible with electronic low voltage dimmer
- 50,000 hour LED life at 70% lumen maintenance
- UL listed

### ACCESSORIES

Find installation components on page 160

### AVAILABLE FINISH OPTIONS WITH COORDINATING RECEPTACLE COLOR



### AVAILABLE CCT



### LUMEN OUTPUT



### TECHNICAL INFORMATION

<b>Input Voltage</b>	120-volts
<b>Color Temperature (Kelvin)</b>	Warm White 2700K (27) Soft White 3000K (30) Cool White 4000K (40) Daylight White 5000K (50)
<b>CRI (Color Rendering Index)</b>	90+
<b>LED Type</b>	SMD 2835
<b>Lumens</b>	400 lumens per foot
<b>Max Run</b>	Maximum recommended run length is 16 ft. for single-sided powering
<b>Dimmable</b>	5%–100%
<b>Rating</b>	cULus Listed
<b>Rated Life</b>	50,000 hrs
<b>LED Beam Angle</b>	120°
<b>LED Spacing</b>	1/4"
<b>Mounting</b>	Wood screws and wall anchors (included)
<b>Wiring</b>	12 gauge Romex for receptacles 18–20 gauge wire for LEDs
<b>Operating Temperature</b>	-4°F to 140°F (-20°C to 60°C)
<b>Environment</b>	Dry locations
<b>Construction Material</b>	Powder coated aluminum, IR acrylic (lens)
<b>Warranty</b>	5 years

### APPLICATIONS

- Under cabinet
- Offices and computer labs
- Shops and garages

For additional application help and suggestions, call Design Services at 866-848-9094



**120V** Ordering Information

Kelvin Temperature	Length	Total Lumens	Total Watts	Number of Receptacles	Part Number
2700K, 3000K, 4000K, 5000K	10-1/2" (267 mm)	300	3	1	LP10QD2NDColorFinishTemp
2700K, 3000K, 4000K, 5000K	12-1/2" (317 mm)	400	4	2	LP12QD4NDColorFinishTemp
2700K, 3000K, 4000K, 5000K	18-1/2" (470 mm)	600	6	2	LP18QD6NDColorFinishTemp
2700K, 3000K, 4000K, 5000K	24-1/2" (622 mm)	800	8	4	LP24QD8NDColorFinishTemp
2700K, 3000K, 4000K, 5000K	30-1/2" (775 mm)	1000	10	4	LP30QD10NDColorFinishTemp
2700K, 3000K, 4000K, 5000K	36-1/2" (927 mm)	1200	12	4	LP36QD12NDColorFinishTemp

Blue indicates dealer choice: Color indicates receptacle color, Finish indicates fixture finish color, and Temp indicates Kelvin temperature  
 LP10QD2NDGSN30 (Example part number for LPS DV Series, with Grey receptacles, Satin Nickel finish in 3000K Kelvin temperature)

**FIXTURES SHOWN IN STANDARD RECEPTACLE COLOR AND FINISH OPTION**



**LP18QD6NDBBK**  
 Black finish, Black receptacles



**LP18QD6NDGSN**  
 Satin Nickel finish, Grey receptacles



**LP18QD6NDBBZ**  
 Bronze finish, Black receptacles

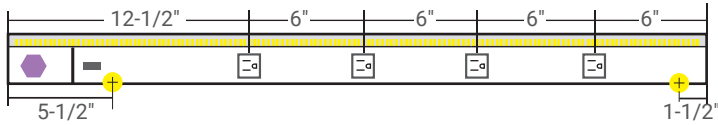


**LP18QD6NDWWT**  
 White finish, White receptacles

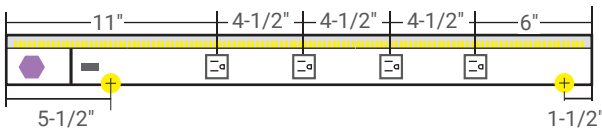


**WITH BUILT-IN** power supply and switch, high light output, 4-watts per foot

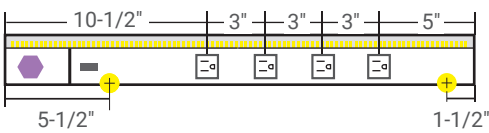
**36-1/2" Fixture—LP36QD12NDColorFinishTemp**



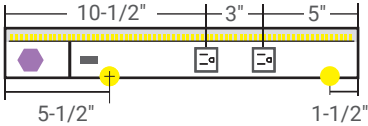
**30-1/2" Fixture—LP30QD10NDColorFinishTemp**



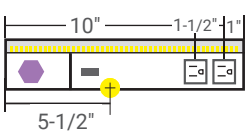
**24-1/2" Fixture—LP24QD8NDColorFinishTemp**



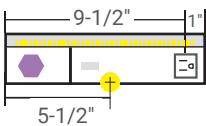
**18-1/2" Fixture—LP18QD6NDColorFinishTemp**








**12-1/2" Fixture—LP12QD4NDColorFinishTemp**

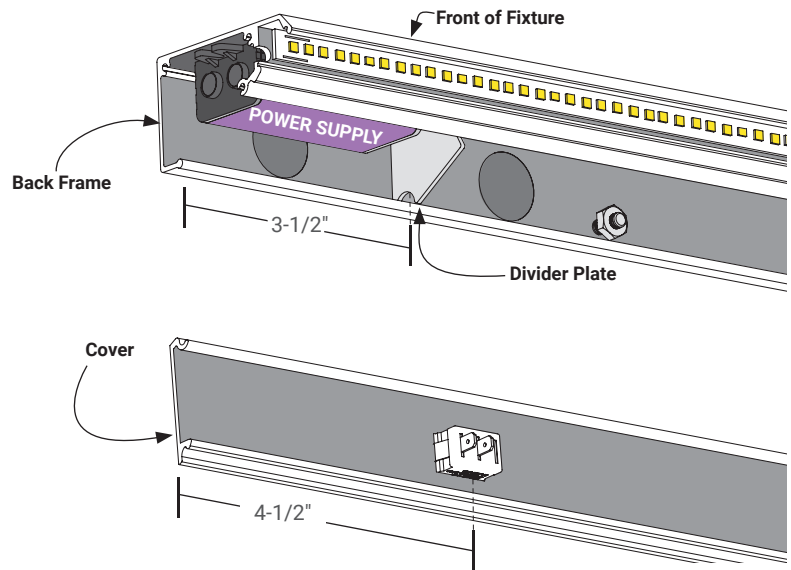


**10-1/2" Fixture—LP10QD2ColorFinishTemp**



**LEGEND**

-  = 15-amp receptacle available in Black (B), Grey (G), or White (W)
-  = Switch: 4-1/2" from left side; available in Black, Grey, or White
-  = Divider Plate: 3-1/2" from left side, low voltage
-  = Power Supply
-  = Knockout: 1-1/2" from right side, 5-1/2" from left side, located on back frame





Design By: McManus Kitchen & Bath

# 600 Lumens/Ft. Lighted Power Strip

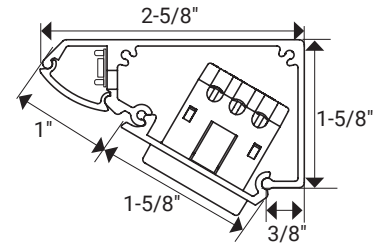
## Single-white RM Series (Remote Power Supply)

U.S. PATENT  
10,323,835

Slim profile Angle Power Strip with remote power supply, single-white LED lighting, and tamper-resistant single receptacles



24" fixture shown in Black with Black receptacles  
LP24HR12NDBBK30



Fixture Cross-Section


### ABOUT THE PRODUCT

- Low profile: 1-5/8"
- Remote power supply (lighting) order separately—reduce total cost by powering multiple fixtures with one power supply
- Available in standard lengths, custom lengths, and customize with rocker switches (black, grey, white)
- Dimming requires a dedicated circuit for the lighting—do not wire to dim receptacles
- Simple to install fully assembled fixture with wood screws and wall anchors (included)
- No Ultraviolet (UV) or Infrared (IR)
- Compatible with WAV Smart Control™ devices
- 50,000 hour LED life at 70% lumen maintenance
- UL listed

### ACCESSORIES

Find installation components on page 160

### AVAILABLE FINISH OPTIONS WITH COORDINATING RECEPTACLE COLOR



### AVAILABLE CCT



### LUMEN OUTPUT



### TECHNICAL INFORMATION

<b>Input Voltage</b>	120-volts (receptacles) 12-volts (lighting)
<b>Color Temperature (Kelvin)</b>	Warm White 2700K (27) Soft White 3000K (30) Cool White 4000K (40) Daylight White 5000K (50)
<b>CRI (Color Rendering Index)</b>	90+
<b>LED Type</b>	SMD 2835
<b>Lumens</b>	600 lumens per foot
<b>Max Run</b>	Maximum recommended run length is 16 ft. for single-sided powering
<b>Dimmable</b>	5%–100%
<b>Rating</b>	cULus Listed
<b>Rated Life</b>	50,000 hrs
<b>LED Beam Angle</b>	120°
<b>LED Spacing</b>	1/4"
<b>Mounting</b>	Wood screws and wall anchors (included)
<b>Wiring</b>	12 gauge Romex for receptacles 18–20 gauge wire for LEDs
<b>Operating Temperature</b>	-4°F to 140°F (-20°C to 60°C)
<b>Environment</b>	Dry locations
<b>Construction Material</b>	Powder coated aluminum, IR acrylic (lens)
<b>Warranty</b>	5 years

### APPLICATIONS

- Under cabinet
- Offices and computer labs
- Shops and garages

For additional application help and suggestions, call Design Services at 866-848-9094



# 600 Lumens/Ft. 120V Receptacles, 12V Single-white Lighting

Single-white Lighting, available in standard and custom fixture options

## 120V Ordering Information

Kelvin Temperature	Length	Total Lumens	Total Watts	Number of Receptacles	Part Number
2700K, 3000K, 4000K, 5000K	10-1/2" (267 mm)	500	5	1	LP10HR3NDColorFinishTemp
2700K, 3000K, 4000K, 5000K	12-1/2" (317 mm)	600	6	2	LP12HR6NDColorFinishTemp
2700K, 3000K, 4000K, 5000K	18-1/2" (470 mm)	900	9	2	LP18HR9NDColorFinishTemp
2700K, 3000K, 4000K, 5000K	24-1/2" (622 mm)	1200	12	4	LP24HR12NDColorFinishTemp
2700K, 3000K, 4000K, 5000K	30-1/2" (775 mm)	1500	15	4	LP30HR15NDColorFinishTemp
2700K, 3000K, 4000K, 5000K	36-1/2" (927 mm)	1800	18	4	LP36HR18NDColorFinishTemp
2700K, 3000K, 4000K, 5000K	42-1/2" (1080 mm)	2100	21	5	LP42HR21NDColorFinishTemp
2700K, 3000K, 4000K, 5000K	48-1/2" (1232 mm)	2400	24	5	LP48HR24NDColorFinishTemp
2700K, 3000K, 4000K, 5000K	60-1/2" (1537 mm)	3000	30	7	LP60HR30NDColorFinishTemp
2700K, 3000K, 4000K, 5000K	72-1/2" (1842 mm)	3600	36	8	LP72HR36NDColorFinishTemp

Blue indicates dealer choice: Color indicates receptacle color, Finish indicates fixture finish color, and Temp indicates Kelvin temperature  
 LP10HR3NDGSN30 (Example part number for LPS RM Series, with Grey receptacles, Satin Nickel finish, in 3000K Kelvin temperature)

### FIXTURES SHOWN IN STANDARD RECEPTACLE COLOR AND FINISH OPTION

#### CUSTOM OPTIONS AVAILABLE

LP-R-Color-15A

15-amp tamper-resistant receptacles to add to custom fixtures. Available in Black (B), Grey (G), or White (W).

APS-Switch-Color

Rocker switch to add to custom fixtures. Available in Black (B), Grey (G), or White (W).

#### LP18HR9NDBBK

Black finish, Black receptacles



#### LP18HR9NDBBZ

Bronze finish, Black receptacles



#### LP18HR9NDGSN

Satin Nickel finish, Grey receptacles



#### LP18HR9NDWWT

White finish, White receptacles



Design By: Bath Simmons at Kitchen Masters, Lakewood, CO

# 600 Lumens/Ft. Lighted Power Strip

## Tunable-white RM Series (Remote Power Supply)

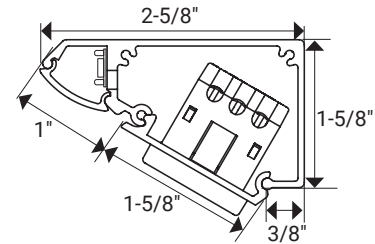
U.S. PATENT  
10,721,801

U.S. PATENT  
10,323,835

Slim profile Angle Power Strip with remote power supply, tunable-white LED lighting featuring TandemLED™ Technology, and tamper-resistant single receptacles



24" fixture shown in Bronze with Black receptacles  
LP24-T6R12W-BBZ



Fixture Cross-Section


### ABOUT THE PRODUCT

- Tunable CCT from Warm White to Daylight White and all shades of white in between
- Tune the white light and adjust the brightness separately with required Wired or Wireless Controller
- Low profile: 1-5/8"
- Remote power supply (lighting) order separately—reduce total cost by powering multiple fixtures with one power supply
- Available in standard lengths, custom lengths, and customize with rocker switches (black, grey, white)
- Dimming requires a dedicated circuit for the lighting—do not wire to dim receptacles
- Simple to install fully assembled fixture with wood screws and wall anchors (included)
- No Ultraviolet (UV) or Infrared (IR)
- Compatible with WAV Smart Control™ devices
- 50,000 hour LED life at 70% lumen maintenance
- UL listed

### ACCESSORIES

Find installation components on page 160

### AVAILABLE FINISH OPTIONS WITH COORDINATING RECEPTACLE COLOR



### AVAILABLE TUNABLE-WHITE CCT



### LUMEN OUTPUT



### TECHNICAL INFORMATION

<b>Input Voltage</b>	120-volts (receptacles) 12-volts (lighting)
<b>Color Temperature (Kelvin)</b>	Tunable-white from Warm White 2700K—Daylight White 5000K
<b>CRI (Color Rendering Index)</b>	90+
<b>LED Type</b>	SMD 2835
<b>Lumens</b>	600 lumens per foot
<b>Max Run</b>	Maximum recommended run length is 16 ft. for single-sided powering
<b>Dimmable</b>	5%–100%
<b>Rating</b>	cULus Listed
<b>Rated Life</b>	50,000 hrs
<b>LED Beam Angle</b>	120°
<b>LED Spacing</b>	1/4"
<b>Mounting</b>	Wood screws and wall anchors (included)
<b>Wiring</b>	12 gauge Romex for receptacles 18–20 gauge wire for LEDs
<b>Operating Temperature</b>	-4°F to 140°F (-20°C to 60°C)
<b>Environment</b>	Dry locations
<b>Construction Material</b>	Powder coated aluminum, IR acrylic (lens)
<b>Warranty</b>	5 years

### APPLICATIONS

- Under cabinet
- Offices and computer labs
- Shops and garages

For additional application help and suggestions, call Design Services at 866-848-9094



# 600 Lumens/Ft. 120V Receptacles, 12V Tunable-white Lighting

Tunable-white Lighting with TandemLED™ Technology, available in standard and custom fixture options

## 120V Ordering Information

Kelvin Temperature	Length	Total Lumens	Total Watts	Number of Receptacles	Part Number
Tunable-white 2700K–5000K	10-1/2" (267 mm)	500	5	1	LP10-T6R5W-ColorFinish
Tunable-white 2700K–5000K	12-1/2" (317 mm)	600	6	2	LP12-T6R6W-ColorFinish
Tunable-white 2700K–5000K	18-1/2" (470 mm)	900	7	2	LP18-T6R9W-ColorFinish
Tunable-white 2700K–5000K	24-1/2" (622 mm)	1200	12	4	LP24-T6R12W-ColorFinish
Tunable-white 2700K–5000K	30-1/2" (775 mm)	1500	15	4	LP30-T6R15W-ColorFinish
Tunable-white 2700K–5000K	36-1/2" (927 mm)	1800	18	4	LP36-T6R18W-ColorFinish
Tunable-white 2700K–5000K	42-1/2" (1080 mm)	2100	21	5	LP42-T6R21W-ColorFinish
Tunable-white 2700K–5000K	48-1/2" (1232 mm)	2400	24	5	LP48-T6R24W-ColorFinish
Tunable-white 2700K–5000K	60-1/2" (1537 mm)	3000	30	7	LP60-T6R30W-ColorFinish
Tunable-white 2700K–5000K	72-1/2" (1842 mm)	3600	36	8	LP72-T6R36W-ColorFinish

Blue indicates dealer choice: Color indicates receptacle color, Finish indicates fixture finish color, and Temp indicates Kelvin temperature  
 LP10-T6R5W-GSN (Example part number for LPS Tunable-white RM Series, with Grey receptacles, Satin Nickel finish)

### FIXTURES SHOWN IN STANDARD RECEPTACLE COLOR AND FINISH OPTION

#### LP18-T6R9WBBK

Black finish, Black receptacles



#### LP18-T6R9WBBZ

Bronze finish, Black receptacles



#### LP18-T6R9WGSN

Satin Nickel finish, Grey receptacles



#### LP18-T6R9WWW

White finish, White receptacles



### CUSTOM OPTIONS AVAILABLE

LP-R-Color-15A

15-amp tamper-resistant receptacles to add to custom fixtures. Available in Black (B), Grey (G), or White (W).

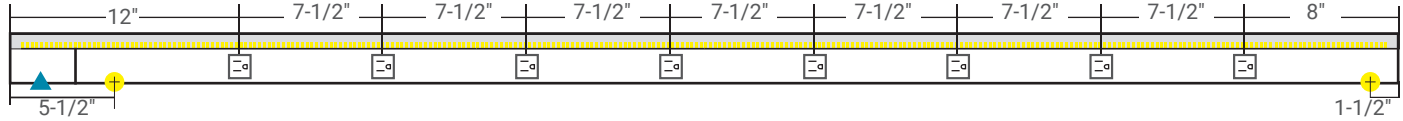
APS-Switch-Color

Rocker switch to add to custom fixtures. Available in Black (B), Grey (G), or White (W).

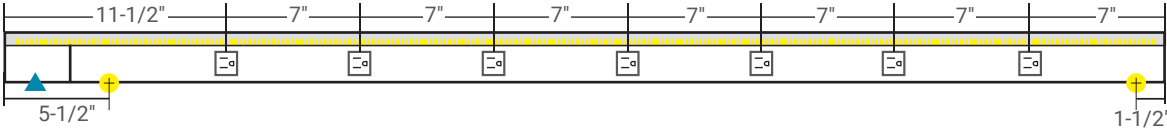


**WITHOUT BUILT-IN** power supply, higher light output, 6-watts per foot

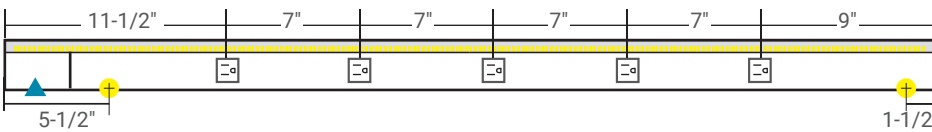
**72-1/2" Fixture—LP72HR36NDColorFinishTemp**



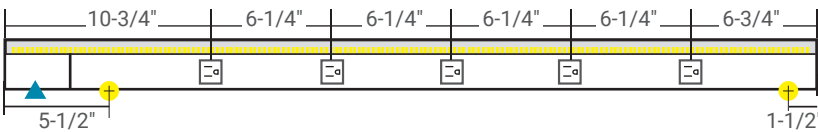
**60-1/2" Fixture—LP60HR30NDColorFinishTemp**



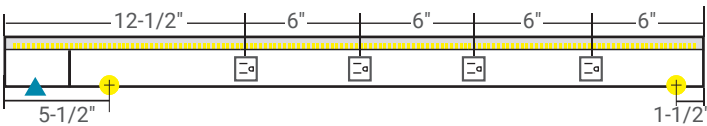
**48-1/2" Fixture—LP48HR24NDColorFinishTemp**



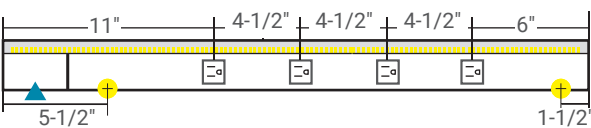
**42-12" Fixture—LP42HR21NDColorFinishTemp**



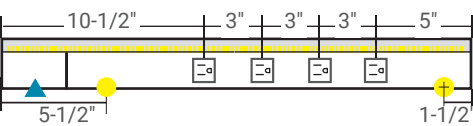
**36-1/2" Fixture—LP36HR18NDColorFinishTemp**



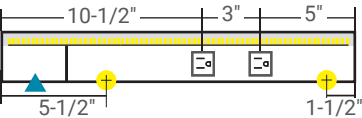
**30-1/2" Fixture—LP30HR15NDColorFinishTemp**



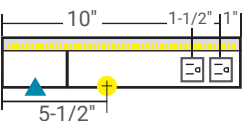
**24-1/2" Fixture—LP24HR12NDColorFinishTemp**



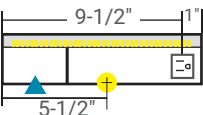
**18-1/2" Fixture—LP18HR9NDColorFinishTemp**







**12-1/2" Fixture—LP12HR6NDColorFinishTemp**



**10-1/2" Fixture—LP10HR3NDColorFinishTemp**

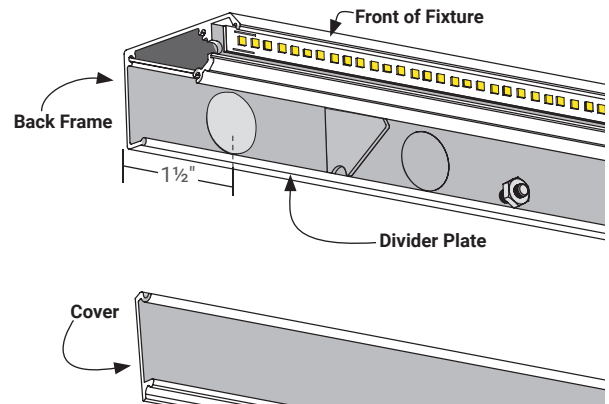


**LEGEND**

-  = 15-amp receptacle available in Black (B), Grey (G), or White (W)
-  = Divider Plate: 3-1/2" from left side, low voltage
-  = Knockout: 1-1/2" from right side, 5-1/2" from left side, located on back frame
-  = Low Voltage Entry: 1-1/2" from left side, located on back frame

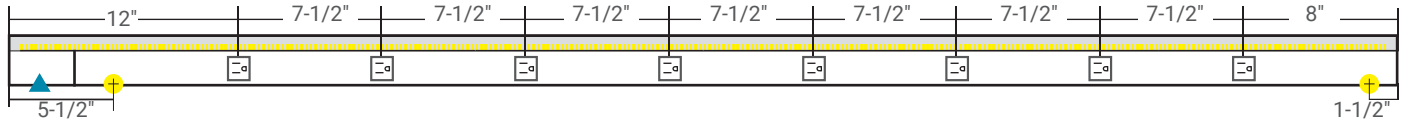
**CUSTOM OPTIONS/DETAILS**

- Custom lengths from 10-1/2"—92"
- 120 volt integral switch (available in Black, Grey, or White)
- Custom receptacle/switch placement
- Receptacles must be a minimum of 1-1/2" apart (on center)
- Receptacles must be a minimum of 1" from right side & 5-1/2" from left side. **Knockout cannot be behind device**
- 4-1/2" of room suggested for wire entry at knockout location
- Custom charges and additional design limitations may apply—Call Design Services at 866-848-9094 for a quote, lead time, and assistance with your custom order

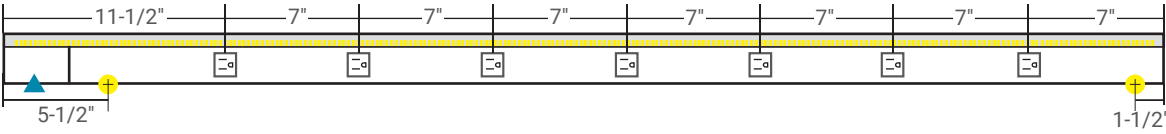


**WITHOUT BUILT-IN** power supply, higher light output, 6-watts per foot

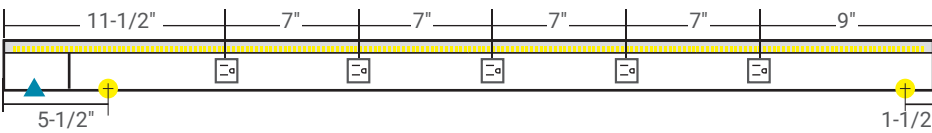
**72-1/2" Fixture—LP72-T6R36W-ColorFinish**



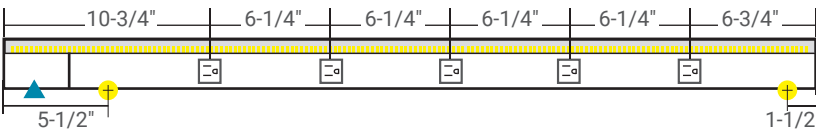
**60-1/2" Fixture—LP60-T6R30W-ColorFinish**



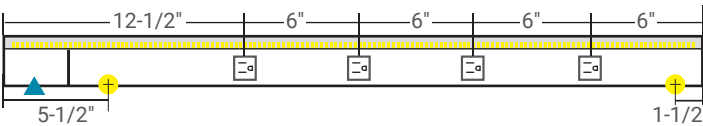
**48-1/2" Fixture—LP48-T6R24W-ColorFinish**



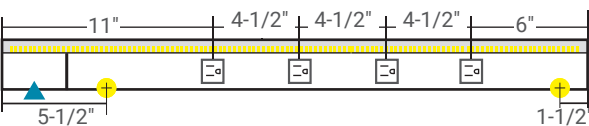
**42-12" Fixture—LP42-T6R21W-ColorFinish**



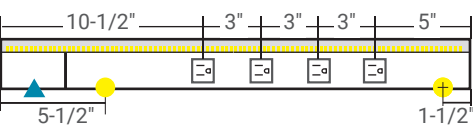
**36-1/2" Fixture—LP36-T6R18W-ColorFinish**



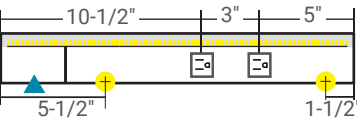
**30-1/2" Fixture—LP30-T6R15W-ColorFinish**



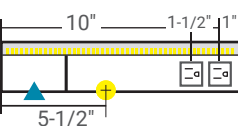
**24-1/2" Fixture—LP24-T6R12W-ColorFinish**



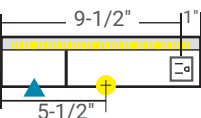
**18-1/2" Fixture—LP18-T6R9W-ColorFinish**







**12-1/2" Fixture—LP12-T6R6W-ColorFinish**



**10-1/2" Fixture—LP10-T6R5W-ColorFinish**

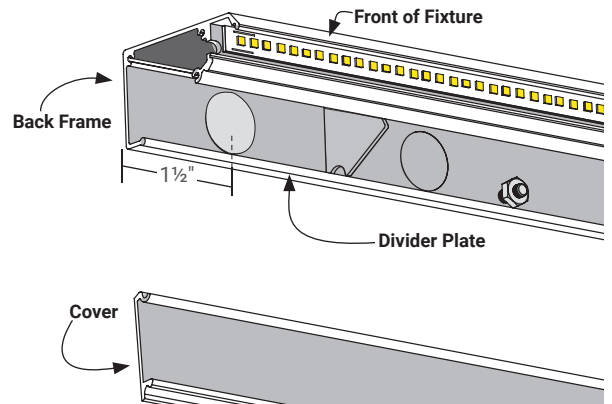


**LEGEND**

-  = 15-amp receptacle available in Black (B), Grey (G), or White (W)
-  = Divider Plate: 3-1/2" from left side, low voltage
-  = Knockout: 1-1/2" from right side, 5-1/2" from left side, located on back frame
-  = Low Voltage Entry: 1-1/2" from left side, located on back frame

**CUSTOM OPTIONS/DETAILS**

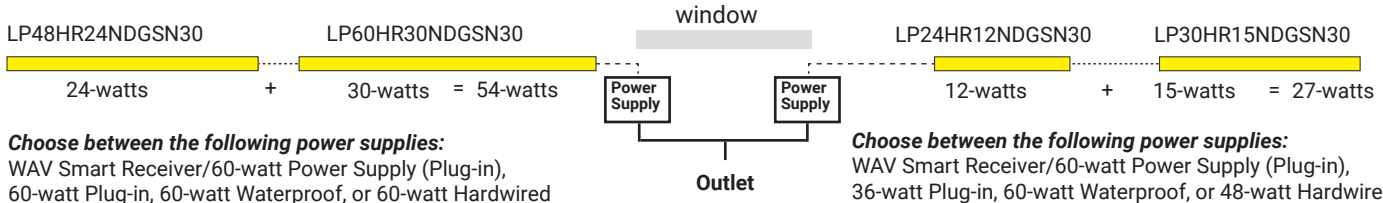
- Custom lengths from 10-1/2"—92"
- 120 volt integral switch (available in Black, Grey, or White)
- Custom receptacle/switch placement
- Receptacles must be a minimum of 1-1/2" apart (on center)
- Receptacles must be a minimum of 1" from right side & 5-1/2" from left side. **Knockout cannot be behind device**
- 4-1/2" of room suggested for wire entry at knockout location
- Custom charges and additional design limitations may apply—Call Design Services at 866-848-9094 for a quote, lead time, and assistance with your custom order



## Selecting a Power Supply and Optional Dimmer for the Lighted Power Strip RM and Tunable-White RM Series

1. Refer to the RM Series and Tunable-White RM Series total watts columns for the wattage load of each fixture
2. Add together the total watts for all fixtures to be controlled by the power supply
3. Select the power supply with wattage capacity equal to or higher than the load—do not overload power supplies
4. One dimmer may control multiple power supplies if desired

### Example:



## If you are looking to use a wireless dimming system

(Skip to the next page if using a wired wall dimmer)

Wireless dimming is often used when it's challenging to run new wire behind walls. A dimming receiver is wired between the power supply and the lights and sends signals through RF (radio frequency) to the controller—no wires are required. The controller may be used like a remote control, housed in a standard wall box with cover plate, mounted on the wall with or without a Decora plate cover, mounted under a cabinet, or located inside our TR Series Angle Power Strip.

### Pro Tip!

Use watts per foot multiplied by the length of your lighting run to determine what size of power supply is needed for your job.

## Power supplies for wireless dimming system

### Plug-in and Waterproof Power Supplies

The Task Lighting plug-in and waterproof power supplies and the WAV Smart Receiver/60-watt Power Supply (plug-in) are compatible with the Uno 1-Zone, Duo 2-Zone, Quattro 4-Zone, and WAV Smart Control™ wireless dimming systems. The 12-volt power supplies rated for 60-watts or less are compliant with NEC Class 2 requirements for residential use.


### Pro Tip!

Use the WAV Smart Receiver/60-watt Power Supply to speed up installation with the Tunable-white Lighted Power Strip.

### WAV Smart Receiver/60-watt Power Supply (Plug-in)



### Plug-In Constant Voltage Power Supplies



### Hardwired Waterproof Constant Voltage Power Supplies



**Dimming Receivers for Wireless Controllers**

The LED receivers allow you to control different zones of lighting using the Lighted Power Strip Single-white RM and Tunable-white RM Series independently or in a group. Use with the wireless controller options below. Follow the Zoning Guide on page 88 for more information on Zoning with wireless controllers. NOTE: The WAV Smart Receiver or WAV Smart Receiver/60-watt Power Supply is needed for the Tunable-white RM Series to tune the Kelvin temperature of the lights.

**Pro Tip!**  
Use a WAV Smart Receiver to tune the white color temperature of the Tunable-white LPS when using a regular Plug-in or Waterproof Power Supply



96-watt receiver  
T-Q-WR96



240-watt receiver  
T-Q-WR240



120-watt WAV Smart Receiver  
T-TWAV-WR-120



WAV Smart Receiver/60-watt Power Supply  
T-TWAV-60W-PSR

**Wireless Controllers**

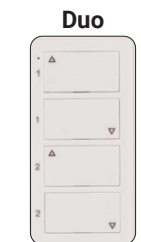
Each wireless controller allows you to turn lights on/off and dim the lights. Use with T-Q-WR96 Receiver or T-Q-WR240 Receiver to control lights with only the wireless controller and no smart device options. Pair with the WAV Smart Receiver (T-TWAV-WR-120) or WAV Smart Receiver/60-watt Power Supply (plug-in) (T-TWAV-60W-PSR) to control lights with a wireless controller. Pair to a smart home hub for voice control, or use the smart home hub app. Available in Almond (AL), Black (BK), Brown (BR), Grey (GR), or White (WT). Smart home hub not included.

**Uno 1-Zone LED Controller**

The Uno 1-Zone LED controller allows you to control one zone of lights.



T-Q-1Z-WC-RF-WT



T-Q-2Z-WC-RF-WT

**Duo 2-Zone LED Controller**

The Duo 2-Zone LED controller allows you to control up to two zones of lights.

**Quattro 4-Zone LED Controller**

The Quattro 4-Zone LED controller allows you to control up to four zones of lights.



T-Q-4Z-WC-RF-WT



T-T-1Z-WC-RF-WT

**Tunable White 1-Zone LED Controller**

The Tunable White 1-Zone LED controller allows you to control one zone of lights to adjust the Kelvin temperature. Use with a Duo or Quattro to add lighting zones for tunable-white lighting. NOTE: the WAV Smart Receiver and WAV Smart Receiver/60-watt Power Supply are the only receivers capable of adjusting the white lighting for tunable-white lighting products.

**If you are using a standard 120V AC hardwired wall dimmer (not compatible with Tunable-white Lighted Power Strip)**

Hardwired wall dimmers are typically used for new construction or remodeling jobs where the walls are open for wiring. They are installed in a single gang box or may be ganged with other switches.

**Power Supplies for Standard Wall Dimmers**

The Task Lighting Hardwired Power Supplies are compatible with 120V AC magnetic dimmer switches. Any power supplies over 60 watts are UL listed for commercial use only and are not UL Class 2 Listed for residential use.



24-watt  
T-DT24W-12V-HW



48-watt  
T-DT48W-12V-HW



60-watt  
T-DT60W-12V-HW



120-watt  
T-DT120W-12V-HW

**Single-Pole Magnetic Low Voltage Dimmer (DVLV-600P)**

A single switch used to turn on/off and dim lighting. Multiple power supplies may be controlled by one switch. Available in Almond (AL), Black (BK), Grey (GR), and White (WT).



DVLV-600P-WT

**STEP 1 Do you want a built-in or remote power supply?**

Things to keep in mind when selecting power supply type: For a tunable-white lighting option, select a Remote power supply.

**BUILT-IN POWER SUPPLY**

**Single-white DV Series**

Built-in power supply and rocker switch in each fixture (available in standard lengths only)

- Built-in power supply
- Rocker switch included on each fixture
- 4-watts per foot for single-white LED lighting
- Direct replacement for fluorescent fixture (no additional wiring)
- 15-amp tamper-resistant receptacles
- Available only in standard fixtures—no custom options
- Use an electronic low-voltage dimmer for lighting control

**REMOTE POWER SUPPLY**

**Single-white RM Series**

Remote power supply is installed in accessible location near fixtures (custom options available)

- Remote power supply (ordered separately)
- 6-watts per foot for single-white LED lighting
- Best for powering multiple Lighted Power Strip Fixtures that are in close proximity
- 15-amp tamper-resistant receptacles
- Customize with additional receptacles and switches, custom lengths, and receptacle/switch placement—call Design Services at 866-848-9094 for custom orders

**Tunable-white RM Series**

Remote power supply is installed in accessible location near fixtures (custom options available)

- Remote power supply (ordered separately)
- 6-watts per foot for tunable-white LED lighting
- 15-amp tamper-resistant receptacles
- Customize with additional receptacles and switches, custom lengths, and receptacle/switch placement—call Design Services at 866-848-9094 for custom orders
- Find more information on tunable-white lighting on page 12

**STEP 2 Select the desired standard length for the fixture**

Things to keep in mind when selecting fixture length: The Single-white RM and Tunable-white RM fixtures are offered in longer lengths and custom lengths.

**Single-white DV Series**

Built-in power supply and rocker switch in each fixture; single-color lighting (available in standard lengths only)

- 10-1/2" (267 mm) **LP10QD2NDColorFinishTemp**
- 12-1/2" (318 mm) **LP12QD4NDColorFinishTemp**
- 18-1/2" (470 mm) **LP18QD6NDColorFinishTemp**
- 24-1/2" (622 mm) **LP24QD8NDColorFinishTemp**
- 30-1/2" (775 mm) **LP30QD10NDColorFinishTemp**
- 36-1/2" (927 mm) **LP36QD12NDColorFinishTemp**

**Single-white RM Series**

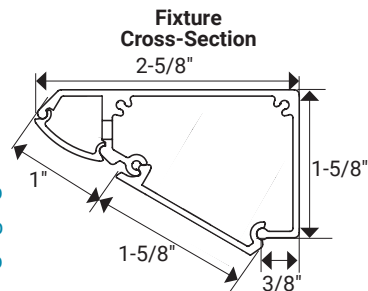
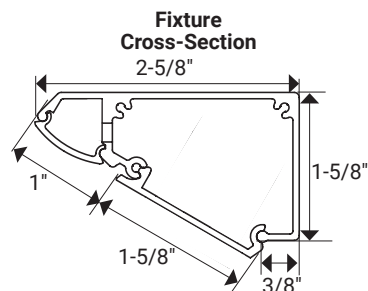
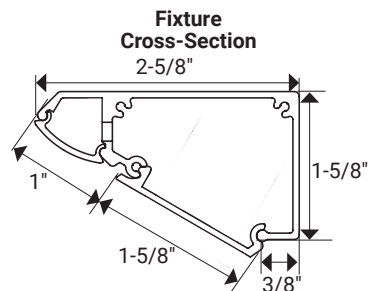
Remote power supply is installed in accessible location near fixture; single-white lighting (custom options available)

- 10-1/2" (267 mm) **LP10HR3NDColorFinishTemp**
- 12-1/2" (318 mm) **LP12HR6NDColorFinishTemp**
- 18-1/2" (470 mm) **LP18HR9NDColorFinishTemp**
- 24-1/2" (622 mm) **LP24HR12NDColorFinishTemp**
- 30-1/2" (775 mm) **LP30HR15NDColorFinishTemp**
- 36-1/2" (927 mm) **LP36HR18NDColorFinishTemp**
- 42-1/2" (1080 mm) **LP42HR21NDColorFinishTemp**
- 48-1/2" (1232 mm) **LP48HR24NDColorFinishTemp**
- 60-1/2" (1537 mm) **LP60HR30NDColorFinishTemp**
- 72-1/2" (1842 mm) **LP72HR36NDColorFinishTemp**

**Tunable-white RM Series**

Remote power supply is installed in accessible location near fixture; tunable-white lighting (custom options available)


- 10-1/2" (267 mm) **LP10-T6R5W-ColorFinishTemp**
- 12-1/2" (318 mm) **LP12-T6R6W-ColorFinishTemp**
- 18-1/2" (470 mm) **LP18-T6R9W-ColorFinishTemp**
- 24-1/2" (622 mm) **LP24-T6R12W-ColorFinishTemp**
- 30-1/2" (775 mm) **LP30-T6R15W-ColorFinishTemp**
- 36-1/2" (927 mm) **LP36-T6R18W-ColorFinishTemp**
- 42-1/2" (1080 mm) **LP42-T6R21W-ColorFinishTemp**
- 48-1/2" (1232 mm) **LP48-T6R24W-ColorFinishTemp**
- 60-1/2" (1537 mm) **LP60-T6R30W-ColorFinishTemp**
- 72-1/2" (1842 mm) **LP72-T6R36W-ColorFinishTemp**



**STEP 3 Select the finish option with coordinating receptacle color**

Things to keep in mind when selecting a finish: Blend with backsplash color to reduce fixture visibility, coordinate with cabinet color, or match nearby hardware.


**Single-white DV Series**  
Finish options with coordinating receptacle color (18-1/2" fixture shown)



- Black (B) receptacles, Black (BK) finish, Black switch
- Black (B) receptacles, Bronze (BZ) finish, Black switch
- Grey (G) receptacles, Satin Nickel (SN) finish, Grey switch
- White (W) receptacles, White (WT) finish, White switch

**Single-white RM Series**  
Finish options with coordinating receptacle color (18-1/2" fixture shown)

**NOTE:** If a different finish/receptacle color pairing is desired, call Design Services at 866-848-9094.



- Black (B) receptacles, Black (BK) finish
- Black (B) receptacles, Bronze (BZ) finish
- Grey (G) receptacles, Satin Nickel (SN) finish
- White (W) receptacles, White (WT) finish

**Tunable-white RM Series**  
Finish options with coordinating receptacle color (18-1/2" fixture shown)

**NOTE:** If a different finish/receptacle color pairing is desired, call Design Services at 866-848-9094.



- Black (B) receptacles, Black (BK) finish
- Black (B) receptacles, Bronze (BZ) finish
- Grey (G) receptacles, Satin Nickel (SN) finish
- White (W) receptacles, White (WT) finish

**STEP 4** Select a Kelvin temperature to fit the space

Things to keep in mind when selecting Kelvin temperature: if you're unsure of the temperature needed, tunable-white lighting allows you to change the white light AFTER everything is installed.

**Warm White 2700K**

Produces a warm and inviting color of light. It is generally the color of incandescent lighting. Choose 2700K to complement brown woods or warm colors such as red, gold, or orange. Copper, gold, brass, and bronze hardware pair well with this color temperature.



**Soft White 3000K**

This is a soft, neutral warm color. It's preferred for complementing natural wood, warm grey, and ivory. Bronze, satin nickel, and gold hardware pair perfectly with this color temperature.



**Cool White 4000K**

Creates a cool and vibrant color of illumination. It's preferred in kitchens and working areas and provides a crisp look for blue, green, and white colors. Gunmetal, pewter, and satin nickel hardware pair nicely with this light temperature.



**Daylight White 5000K**

This is considered sunlight at high noon. It has a stark white or bluish appearance. This invigorating color works great in spaces that require bright light or in commercial applications. Satin nickel, chrome, and black hardware pair nicely with this light temperature.



**Still unsure what white light temperature would look best?**

Call our dedicated (and free!) **Design Services team** at **866-848-9094** to help select the white light temperature your design will look best in.



**LIVE SUPPORT!**



## Understanding Tunable-white Lighting for Lighted Power Strip

Choose Warm White, Daylight White, and any white color in between AFTER the cabinets and Lighted Power Strip Fixtures are installed.



## Select the white light Kelvin temperature AFTER cabinets and lighting are installed

The Tunable-white RM Series Lighted Power Strip uses Task Lighting's patented, two-wire TandemLED™ Technology. After the Lighted Power Strip is installed, tune the white light to match the color scheme of a room, set a mood, or mirror natural lighting to synchronize with the body's circadian rhythm at any time. Enjoy a full range of brightness control at any temperature, and quickly create a personalized lighting experience at the click of a button or by the sound of your voice with a compatible smart home hub.



## Adjust the white light based on your mood or activities

Easily tune the white light from Warm White to Daylight White and all shades of white in between at any time!



# ANGLE POWER STRIP FOR HIDDEN POWER

## Hide Power

Hide unsightly power outlets with an easily accessible patented Angle Power Strip fixture.

## Preserve the Beauty

Eliminate the need to cut into a beautiful backsplash while placing power where it's needed most in residential and commercial spaces.

## Perfect for Kitchen Islands

Avoid cutting in to the end of an island and place hidden power at your fingertips by installing an Angle Power Strip under the countertop overhang.

**APT SERIES**

page 44

Slim profile, 15-amp tamper-resistant single receptacles, custom options available.



Design By: Artistic Cabinetry



**TR-USB SERIES**

page 46

Standard profile, 20-amp tamper-resistant duplex receptacles, 15-amp USB-A/receptacle combo device included for USB-A charging. Available in standard fixtures only.



Design By: Artistic Cabinetry



**TRS SERIES**

page 48

Standard profile, 20-amp tamper-resistant duplex receptacles, 15-amp control switch included for controlling lights and/or garbage disposal. Available in standard fixtures only.



Design By: Artistic Cabinetry



**TR SERIES**

page 50

Standard profile, 20-amp tamper-resistant duplex receptacles, large variety of custom options available.



Design By: Artistic Cabinetry



**Don't let unsightly power outlets ruin a design**

Place an Angle Power Strip under the cabinet!



*A showroom kitchen*



*Real kitchen—outlets cut into a backsplash*



*The better power solution*

**Angle Power Strip Fixtures provide hidden power where you need it most**

Angle Power Strip Fixtures are tucked up out of sight to place power where you need it most without marring the backsplash

From a lower viewpoint, you see the Angle Power Strip preserving the beauty of the backsplash with hidden power



Design By: Artistic Cabinetry



Design By: Artistic Cabinetry

**Electrical outlets mar the beauty of the backsplash**



**Angle Power Strip Fixtures keep the backsplash clean with “invisible” outlets**



**Install an Angle Power Strip under the countertop overhang for hidden power**



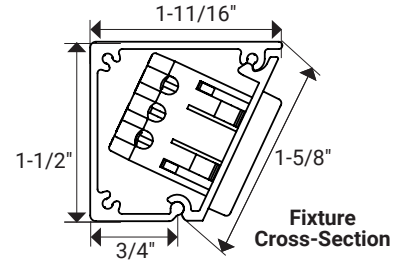
# Angle Power Strip Slim Profile (APT Series)



Slim profile Angle Power Strip with 15-amp tamper-resistant single receptacles; custom options available



24" fixture shown in Satin Nickel  
with Grey receptacles  
APT24-4G-P-SN



## ABOUT THE PRODUCT

- Slim profile: 1-1/2"
- 15-amp tamper-resistant single receptacles
- Available in standard and custom fixtures
- Custom options include: rocker switches, additional receptacles, and length
- Simple to install fully assembled fixture with wood screws and wall anchors (included)
- Designer finishes to blend with any décor
- UL listed

## APPLICATIONS

Under cabinet

Offices and computer labs

Shops and garages

For additional application help and suggestions, call Design Services at 866-848-9094

## CUSTOM OPTIONS

APT-R-Color-15A  
15-amp tamper-resistant receptacles to add to custom fixtures. Available in Black (B), Grey (G), or White (W).

APS-Switch-Color  
15-amp rocker switch to add to custom fixtures. Available in Black (B), Grey (G), or White (W).

## Ordering information

120-volt single receptacles, available in standard and custom fixture options

Part Number	Length	Number of Receptacles
APT9-2Color-P-Finish-*Position	9" (229 mm)	2
APT12-2Color-P-Finish-*Position	12" (305 mm)	2
APT18-3Color-P-Finish-*Position	18" (457 mm)	3
APT24-4Color-P-Finish	24" (610 mm)	4
APT30-4Color-P-Finish	30" (762 mm)	4
APT36-4Color-P-Finish	36" (914 mm)	4
APT42-5Color-P-Finish	42" (1067 mm)	5
APT48-5Color-P-Finish	48" (1219 mm)	5
APT60-7Color-P-Finish	60" (1524 mm)	7
APT72-8Color-P-Finish	72" (1829 mm)	8

Custom lengths, receptacle placements, and optional rocker switch placement available.  
Contact Design Services at 866-848-9094

\*Position indicates Left (L) or Right (R) side wire entry.

Blue indicates dealer choice: Color indicates receptacle color, and Finish indicates fixture finish color.

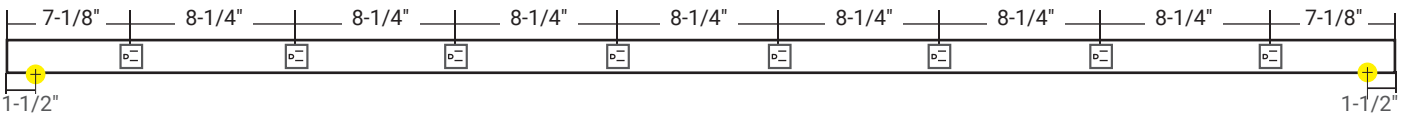
## TECHNICAL INFORMATION

Input Voltage	120-volt AC
Rating	cULus Listed
Amps	15 amp
Mounting	Wood screws and wall anchors (included)
Wiring	12-gauge Romex for receptacles
Environment	Dry locations
Construction Material	Powder-coated aluminum
Warranty	5 years

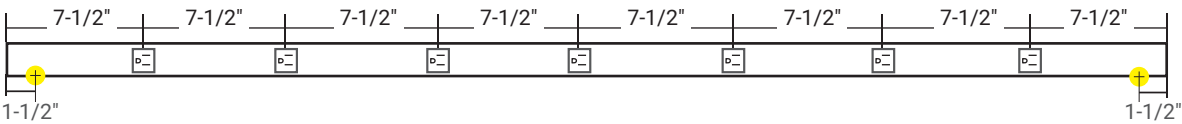
## AVAILABLE FINISH OPTIONS WITH COORDINATING RECEPTACLE COLOR



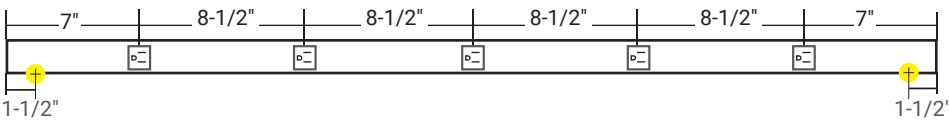
**72" Fixture—APT72-8Color-P-Finish**



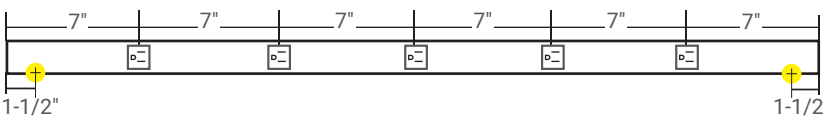
**60" Fixture—APT60-7Color-P-Finish**



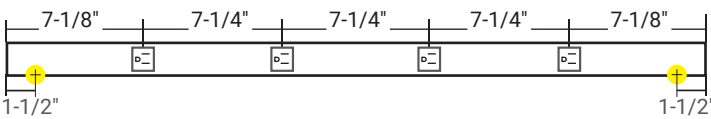
**48" Fixture—APT48-5Color-P-Finish**



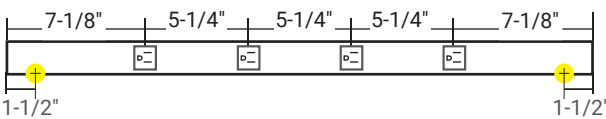
**42" Fixture—APT42-5Color-P-Finish**



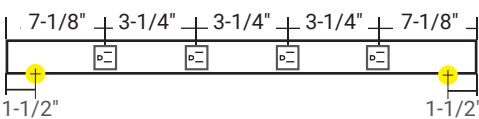
**36" Fixture—APT36-4Color-P-Finish**



**30" Fixture—APT30-4Color-P-Finish**

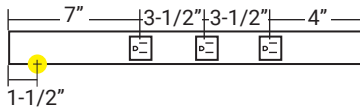


**24" Fixture—APT24-4Color-P-Finish**

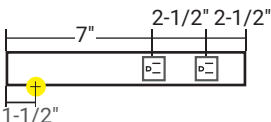


**LEFT SIDE WIRE ENTRY**

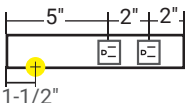
**18" Fixture  
APT18-3Color-P-Finish-L**



**12" Fixture  
APT12-2Color-P-Finish-L**

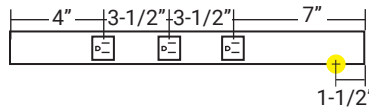


**9" Fixture  
APT9-2Color-P-Finish-L**

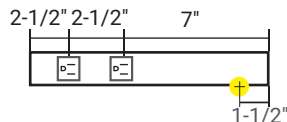


**RIGHT SIDE WIRE ENTRY**

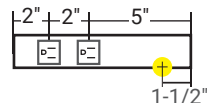
**18" Fixture  
APT18-3Color-P-Finish-R**





**12" Fixture  
APT12-2Color-P-Finish-R**



**9" Fixture  
APT9-2Color-P-Finish-R**



**LEGEND**

-  = 15-amp receptacle available in Black (B), Grey (G), or White (W)
-  = Knockout (all knockouts are located on the back side of fixture and are 1-1/2" from the end)

**CUSTOM OPTIONS/DETAILS**

- Custom lengths from 6"–92" (larger sizes will have a seam when assembled)
- 120-volt integral switch (available in Black, Grey, or White)
- Additional receptacles
- Custom receptacle/switch placement
- Receptacles must be a minimum of 1-1/2" apart (on center)
- Receptacles must be a minimum of 2" from the end. (Requires wire entry at opposite end of fixture—**knockout cannot be behind device**)
- 4-1/2" of room suggested for wire entry at knockout location
- Custom charges and additional design limitations may apply—Call Design Services at 866-848-9094 for a quote, lead time, and assistance with your custom order

# Angle Power Strip

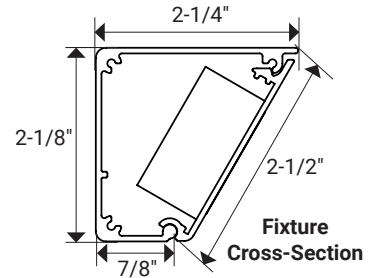
## USB-A Included (TR-USB Series)



Standard profile Angle Power Strip with 20-amp tamper-resistant duplex receptacles and 15-amp USB-A/receptacle combo device



24" fixture shown in Satin Nickel with Grey receptacles  
TRU24-2G-P-SN



### ABOUT THE PRODUCT

- Low profile: 2-1/8"
- 20-amp tamper-resistant duplex receptacles
- 15-amp tamper-resistant USB-A/receptacle combo device
- Available in standard fixtures only: see page 50 for a TR Series custom fixture
- Simple to install fully assembled fixture with wood screws and wall anchors (included)
- Designer finishes to blend with any décor
- UL listed

### APPLICATIONS

Under cabinet

Offices and computer labs

Shops and garages

For additional application help and suggestions, call Design Services at 866-848-9094

### Ordering information

120-volt duplex receptacles with USB-A/receptacle combo device included, available in standard fixture options

Part Number	Length	Number of Combo/USB Receptacles	Number of Duplex Receptacles
TRU9-1Color-P-Finish	9" (229 mm)	1	
TRU12-1Color-P-Finish	12" (305 mm)	1	
TRU18-2Color-P-Finish	18" (457 mm)	1	1
TRU24-2Color-P-Finish	24" (610 mm)	1	1
TRU30-2Color-P-Finish	30" (762 mm)	1	1
TRU36-2Color-P-Finish	36" (914 mm)	1	1
TRU42-3Color-P-Finish	42" (1067 mm)	1	2
TRU48-3Color-P-Finish	48" (1219 mm)	1	2
TRU60-4Color-P-Finish	60" (1524 mm)	1	3
TRU72-4Color-P-Finish	72" (1829 mm)	1	3

USB device is always positioned on the left side.

Blue indicates dealer choice: Color indicates receptacle color and Finish indicates fixture finish color.

### TECHNICAL INFORMATION

Input Voltage	120-volt AC
Rating	cULus Listed
Amps	20 amps
Mounting	Wood screws and wall anchors (included)
Wiring	12-gauge Romex for receptacles
Environment	Dry locations
Construction Material	Powder-coated aluminum
Warranty	5 years

### AVAILABLE FINISH OPTIONS WITH COORDINATING RECEPTACLE COLOR



Black (B)



Black (B)



Grey (G)

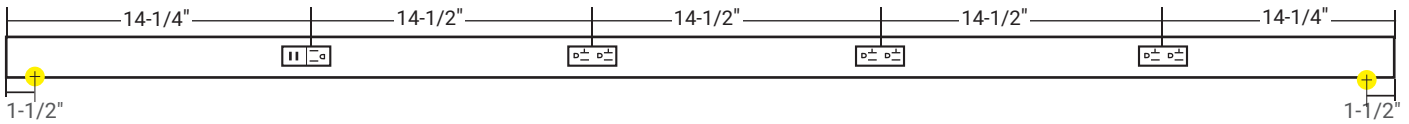


White (W)

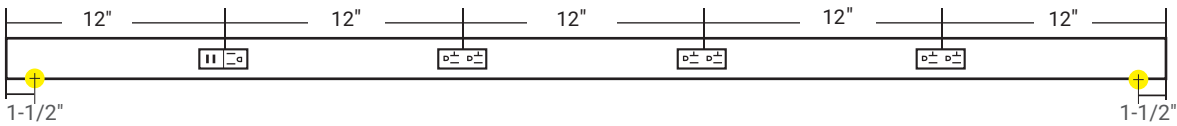




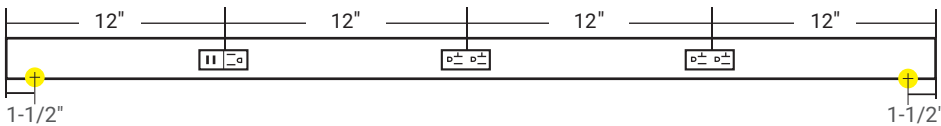
**72" Fixture—TRU72-4ColorD-P-Finish**



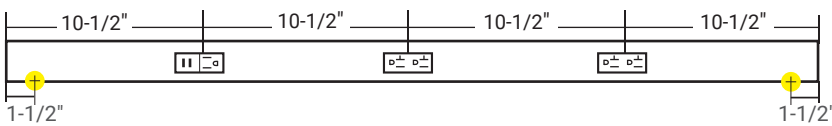
**60" Fixture—TRU60-4ColorD-P-Finish**



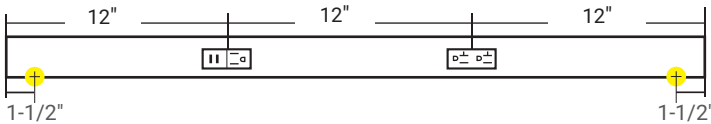
**48" Fixture—TRU48-3ColorD-P-Finish**



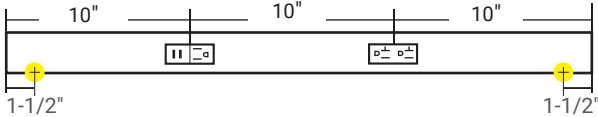
**42" Fixture—TRU42-3ColorD-P-Finish**



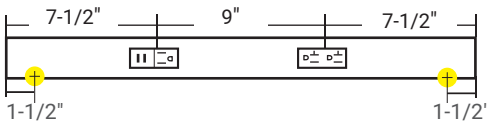
**36" Fixture—TRU36-2ColorD-P-Finish**



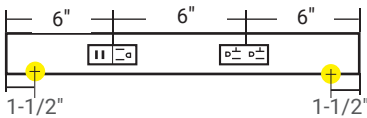
**30" Fixture—TRU30-2ColorD-P-Finish**



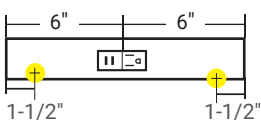
**24" Fixture—TRU24-2ColorD-P-Finish**



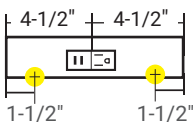
**18" Fixture—TRU18-2ColorD-P-Finish**






**12" Fixture—TRU12-1ColorD-P-Finish**



**9" Fixture—TRU9-1ColorD-P-Finish**



**LEGEND**

-  = Knockout (all knockouts are located on the back side of fixture and are 1-1/2" from the end)
-  = 20-amp standard duplex receptacle available in Black (B), Grey (G), or White (W)
-  = USB-A/receptacle combo 15-amp standard receptacle available in Black (B), Grey (G), or White (W)

# Angle Power Strip

## Switch Included (TRS Series)

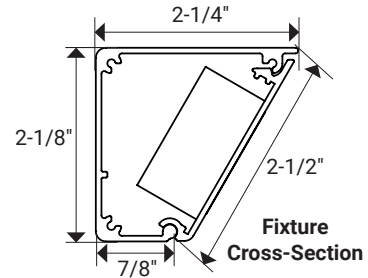


Standard profile Angle Power Strip with 20-amp tamper-resistant duplex receptacles and 15-amp control switch

12" fixture shown in Bronze with Black receptacles  
TRS12-1B-BZ



24" fixture shown in Satin Nickel with Grey receptacles  
TRS24-3G-SN-RS



### ABOUT THE PRODUCT

- Low profile: 2-1/8"
- 20-amp tamper-resistant duplex receptacles
- 15-amp switch included on each fixture for controlling lights and/or garbage disposal
- Available in standard fixtures only: see page 50 for TR Series for a custom fixture
- Simple to install fully assembled fixture with wood screws and wall anchors (included)
- Designer finishes to blend with any décor
- UL listed

### APPLICATIONS

- Under cabinet
- Offices and computer labs
- Shops and garages

For additional application help and suggestions, call Design Services at 866-848-9094

### SWITCH DESCRIPTIONS

TRO-CB-1P/REC-Color  
Combination 15-amp single pole switch: 1/2 horsepower, 120-volt AC, 15-amp tamper-resistant receptacle

TRO-DS-2SPS-Color  
Dual 15-amp single pole switch: 1/2 horsepower at 120-volt AC. 12-amp max shared amperage between the switches

### Ordering information

120-volt duplex receptacles with switch included, available in standard fixture options

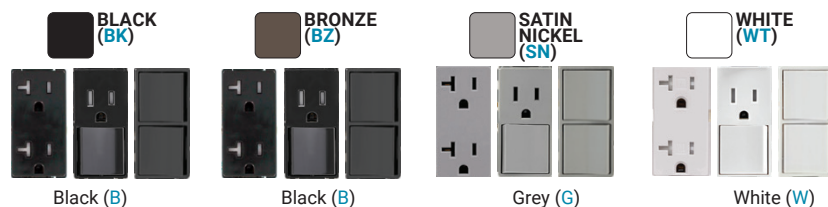
Part Number	Length	Number of Combo/ Switch Receptacles	Number of Duplex Switches	Number of Duplex Receptacles
TRS9-1Color-Finish	9" (229 mm)	1		
TRS12-1Color-Finish	12" (305 mm)	1		
TRS18-2Color-Finish-Switch	18" (457 mm)		1	1
TRS24-3Color-Finish-Switch	24" (610 mm)		1	2
TRS30-3Color-Finish-Switch	30" (762 mm)		1	2
TRS36-3Color-Finish-Switch	36" (914 mm)		1	2

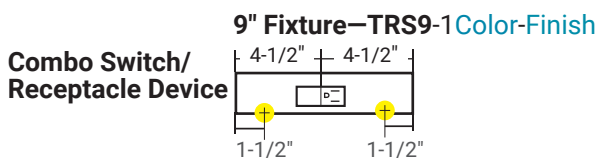
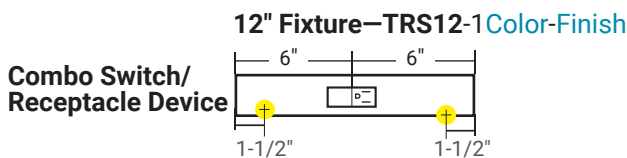
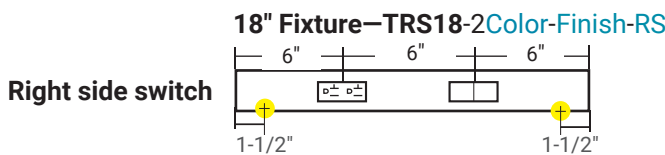
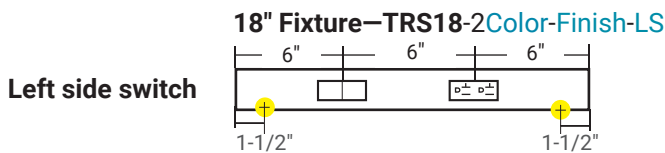
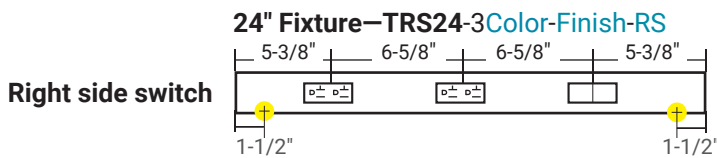
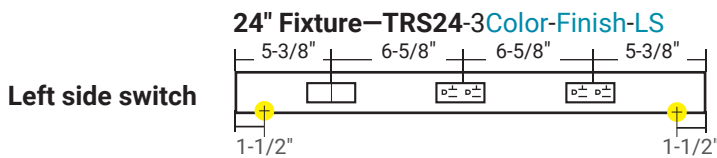
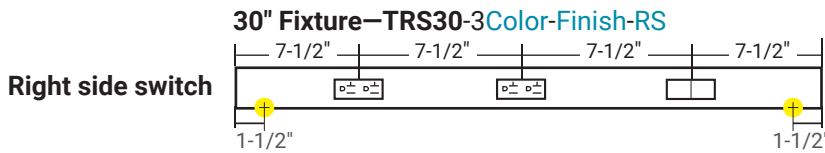
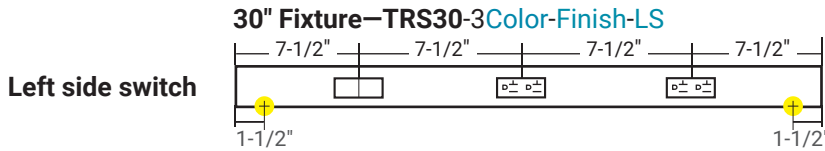
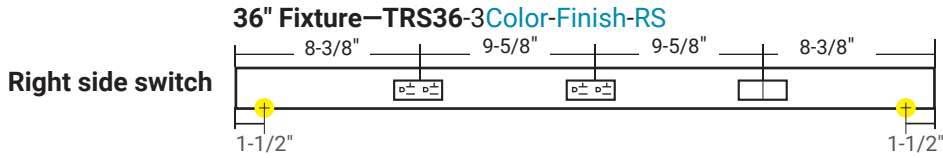
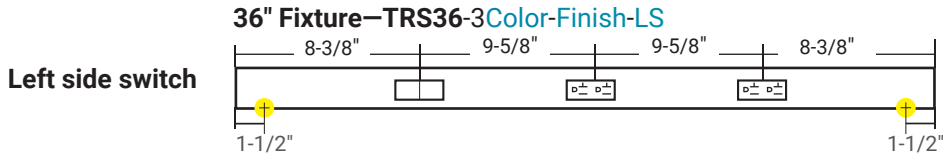
Switch can be located on Left Side (LS) or Right Side (RS) of 18"–36" fixtures.  
Blue indicates dealer choice: Color indicates receptacle color, Finish indicates fixture finish color, and Switch indicates placement side of the switch installed.

### TECHNICAL INFORMATION

Input Voltage	120-volt AC
Rating	cULus Listed
Amps	20 amps
Mounting	Wood screws and wall anchors (included)
Wiring	12-gauge Romex for receptacles
Environment	Dry locations
Construction Material	Powder-coated aluminum
Warranty	5 years

### AVAILABLE FINISH OPTIONS WITH COORDINATING RECEPTACLE COLOR





### LEGEND

= Knockout (all knockouts are located on the back side of fixture and are 1-1/2" from the end)

= 20-amp standard duplex receptacle available in Black (B), Grey (G), or White (W)

= Dual single pole switch device 15-amp per switch—1/2 horsepower at 120-volt AC Switch. 12-amp max shared amperage between switches. Available in Black (B), Grey (G), or White (W)

= Switch/receptacle combo 15-amp standard receptacle single pole switch: 1/2 horsepower at 120-volt AC. Available in Black (B), Grey (G), or White (W)

# Angle Power Strip

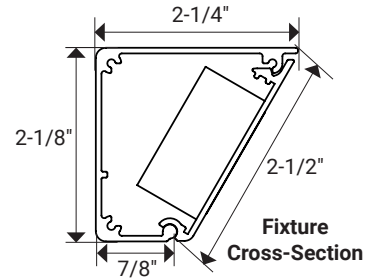
## Duplex Receptacle (TR Series)



Standard profile Angle Power Strip with 20-amp tamper-resistant duplex receptacles; custom options available



24" fixture shown in Satin Nickel with Grey receptacles  
TR24-2G-P-SN



### ABOUT THE PRODUCT

- Low profile: 2-1/8"
- 20-amp tamper-resistant duplex receptacles
- Available in standard and custom fixtures
- Custom options include: USB ports, switches, phone jacks, cable jacks, data ports, HDMI ports, and more: see page 52 for more options
- Simple to install fully assembled fixture with wood screws and wall anchors (included)
- Designer finishes to blend with any décor
- UL listed

### APPLICATIONS

Under cabinet

Offices and computer labs

Shops and garages

For additional application help and suggestions, call Design Services at 866-848-9094

### Ordering information

120-volt duplex receptacles, available in standard and custom fixture options

Part Number	Length	Number of Receptacles
TR9-1Color-P-Finish	9" (229 mm)	2
TR12-1Color-P-Finish	12" (305 mm)	2
TR18-2Color-P-Finish	18" (457 mm)	3
TR24-2Color-P-Finish	24" (610 mm)	4
TR30-2Color-P-Finish	30" (762 mm)	4
TR36-2Color-P-Finish	36" (914 mm)	4
TR42-3Color-P-Finish	42" (1067 mm)	5
TR48-3Color-P-Finish	48" (1219 mm)	5
TR60-4Color-P-Finish	60" (1524 mm)	7
TR72-4Color-P-Finish	72" (1829 mm)	8

Custom lengths, receptacle placements, and multiple custom options available.  
Contact Design Services at 866-848-9094

Blue indicates dealer choice: Color indicates receptacle color and Finish indicates fixture finish color.

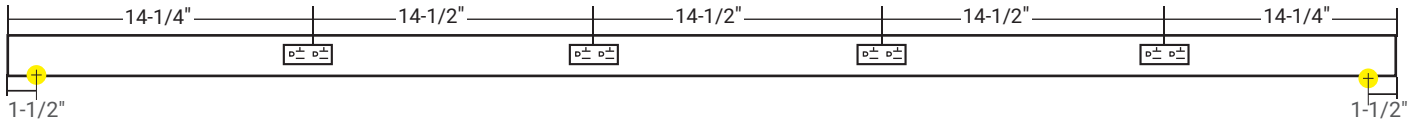
### TECHNICAL INFORMATION

Input Voltage	120-volt AC
Rating	cULus Listed
Amps	20 amps
Mounting	Wood screws and wall anchors (included)
Wiring	12-gauge Romex for receptacles
Environment	Dry locations
Construction Material	Powder-coated aluminum
Warranty	5 years

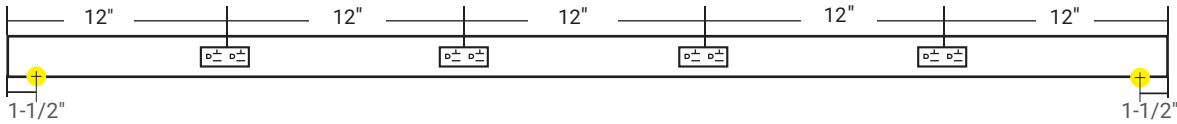
### RECEPTACLE COLOR AND COORDINATING FINISH



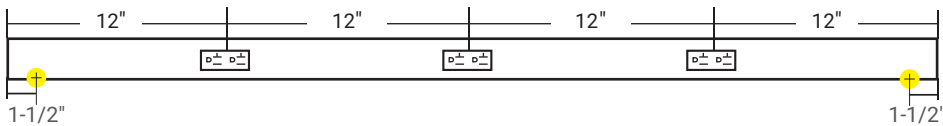
**72" Fixture—TR72-4ColorD-P-Finish**



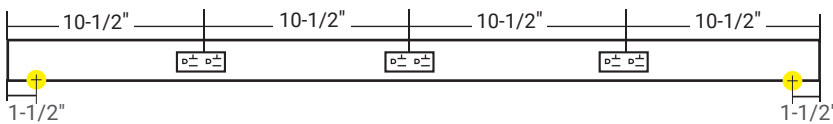
**60" Fixture—TR60-4ColorD-P-Finish**



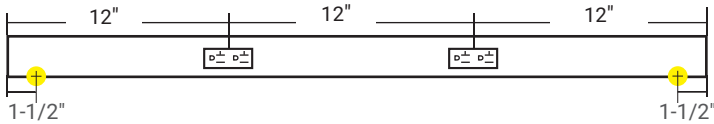
**48" Fixture—TR48-3ColorD-P-Finish**



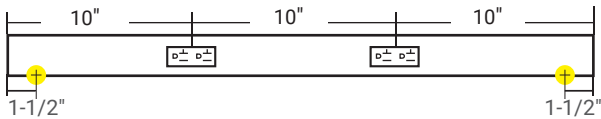
**42" Fixture—TR42-3ColorD-P-Finish**



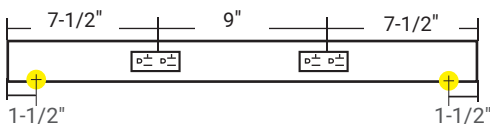
**36" Fixture—TR36-2ColorD-P-Finish**



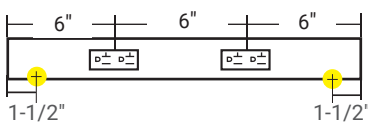
**30" Fixture—TR30-2ColorD-P-Finish**



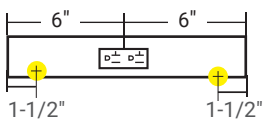
**24" Fixture—TR24-2ColorD-P-Finish**



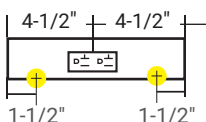
**18" Fixture—TR18-2ColorD-P-Finish**




**12" Fixture—TR12-1ColorD-P-Finish**




**9" Fixture—TR9-1ColorD-P-Finish**



**LEGEND**

 = Knockout (all knockouts are located on the back side of fixture and are 1-1/2" from the end)

 = 20-amp standard duplex receptacle available in Black (B), Grey (G), or White (W)

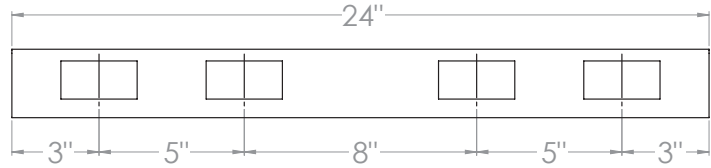
**CUSTOM OPTIONS/DETAILS**

- Custom lengths from 7"—92" (larger sizes will have a seam when assembled)
- Additional devices (page 52)
- Custom location of devices
- Receptacles must be a minimum of 5" apart (on center)
- Receptacles must be a minimum of 3" from the end (**knockout cannot be behind device**)
- 4-1/2" of room suggested for wire entry at knockout location
- Custom charges and additional design limitations may apply—Call Design Services at 866-848-9094 for a quote, lead time, and assistance with your custom order

## CUSTOM LENGTHS AND DEVICE OPTIONS

- Custom charges and additional design limitations may apply—Call Design Services at 866-848-9094
- Custom lengths to the 1/16" from 7"–90" (sizes over 90" are available but will have a seam showing)
- Additional devices and placement options available
- 4-1/2" of room suggested for wire entry at knockout location
- Receptacles must be placed a minimum of 3" from each end of the fixture to the center of a receptacle and a minimum of 5" apart (from the center of one receptacle to the center of the next)

### EXAMPLE FOR RECEPTACLE PLACEMENT



## SWITCH OPTIONS TO ADD

Part Number	Description	Color
T-T-1Z-WC-RF-Color	Tunable-white wireless on/off, dimming and white light temperature changing controller—ONLY compatible with tunable-white lighting products	BK, GR, WT
T-Q-1Z-WC-RF-Color	1-Zone Uno wireless on/off and dimming controller	BK, GR, WT
T-Q-2Z-WC-RF-Color	2-Zone Duo wireless on/off and dimming controller	BK, GR, WT
T-Q-4Z-WC-RF-Color	4-Zone Quattro wireless on/off and dimming controller	BK, GR, WT
T-C-RGBWC-RF-Color	Multi-color RGB wireless on/off, dimming, and color changing controller	BK, GR, WT
TRO-SPS-Color	Decora single-pole rocker switch	BK, GR, WT
TRO-SPS-20A-Color	Decora single-pole rocker switch	B, G, W
TRO-3WS-Color	Decora 20-amp 3-way rocker switch	B, G, W
TRO-3WS-20A-Color	Decora 20-amp 3-way rocker switch	B, G, W
TRO-4WS-Color	Decora 20-amp 4-way rocker switch	B, G, W
TRO-DS-2SPS-Color	Decora 20-amp double switch	B, G, W
TRO-DS-(2)3WS-Color	Decora 20-amp double switch with two 3-way	B, W
TRO-DS-1P/3P-Color	Decora 20-amp double switch with single-pole and 3-way	B, G, W
TRO-TS-3SPS-Color	Decora 20-amp double switch with single-pole and 3-way	B, W



Tunable White Controller  
T-T-1Z-WC-RF-WT



Uno 1-Zone Controller  
T-Q-1Z-WC-RF-WT



Duo 2-Zone Controller  
T-Q-2Z-WC-RF-WT



Quattro 4-Zone Controller  
T-Q-4Z-WC-RF-WT



RGB Controller  
T-C-RGBWC-RF-WT



TRO-3WS, TRO-4WS,  
TRO-SPS



TRO-DS-2SPS,  
TRO-DS-(2)3WS,  
TRO-DS-1P/3P



TRO-TS-3SPS

## RECEPTACLE OPTIONS TO ADD

Part Number	Description	Color
TRO-15A-REC-Color	15-amp tamper-resistant duplex receptacle	B, G, W
TRO-20A-REC-Color	20-amp tamper-resistant duplex receptacle	B, G, W
TRO-HG-20-REC-Color	20-amp tamper-resistant, hospital grade duplex receptacle. Call for availability on Red (R) and Orange (O)	B, G, W, R, O



TRO-15A-REC



TRO-20A-REC



TRO-HG-20-REC

### COLOR KEY

- B = Black
- G = Grey
- W = White
- R = Red
- O = Orange

**RECEPTACLE COMBO OPTIONS TO ADD**

Part Number	Description	Color
TRO-USB/REC-Color	Combination 2.4-amp USB-A ports and 15-amp receptacle	B, G, W
TRO-CB-1P/REC-Color	Combination single-pole switch and 15-amp receptacle	B, G, W
TRO-CB-3P/REC-Color	Combination 3-way switch and 15-amp receptacle	B, G, W



TRO-USB/REC



TRO-CB-1P/REC



TRO-CB-3P/REC

**DATA CONNECTOR OPTIONS TO ADD**

Part Number	Description	Color
TRO-CJ-Color	Decora-style cable jack, "F" style, for 75-Ohm coaxial cable	B, G, W
TRO-PJ-Color	Decora-style 6-conductor telephone jack	B, G, W
TRO-HDMI-Color	Decora HDMI port connector	W



TRO-CJ



TRO-PJ



TRO-HDMI

**PORT FRAME OPTIONS TO ADD**

Part Number	Description	Color
TRO-2Port-Color	Decora insert for 2 snap-in connectors for voice, data, & video	B, G, W
TRO-3Port-Color	Decora insert for 3 snap-in connectors for voice, data, & video	B, G, W
TRO-4Port-Color	Decora insert for 4 snap-in connectors for voice, data, & video	B, G, W
TRO-6Port-Color	Decora insert for 6 snap-in connectors for voice, data, & video	B, G, W



TRO-2PORT



TRO-3PORT



TRO-4PORT



TRO-6PORT

**SNAP-IN DATA CONNECTOR OPTIONS TO ADD**

Part Number	Description	Color
TRO-CON-Blank-Color	Blank insert used to cover up any unused opening in any port frames	B, G, W
TRO-CON-Blank-Color	Snap-in data cat6, 8-conductor channel rated connector. 250MHZ	B, G, W
TRO-CON-CJ-Color	Snap-in cable jack	B, G, W
TRO-CON-PJ-8-Color	8-conductor USOC voice grade phone (jack) connector	B, G, W
TRO-CON-HDMI-Color	HDMI feed through quick port connector	B, W



TRO-CON-BLANK



TRO-CON-CAT6



TRO-CON-CJ



TRO-CON-PJ



TRO-CON-HDMI

**INTEGRAL POWER SUPPLIES USED WITH LED LIGHTING**

Part Number	Description
TRO-LPV-20W-12V	12-volt DC 20-watt LED power supply (use with wireless dimming system)
TRO-LPV-35W-12V	12-volt DC 35-watt LED power supply (use with wireless dimming system)



TRO-LPV

**COLOR KEY**

B = Black  
G = Grey  
W = White

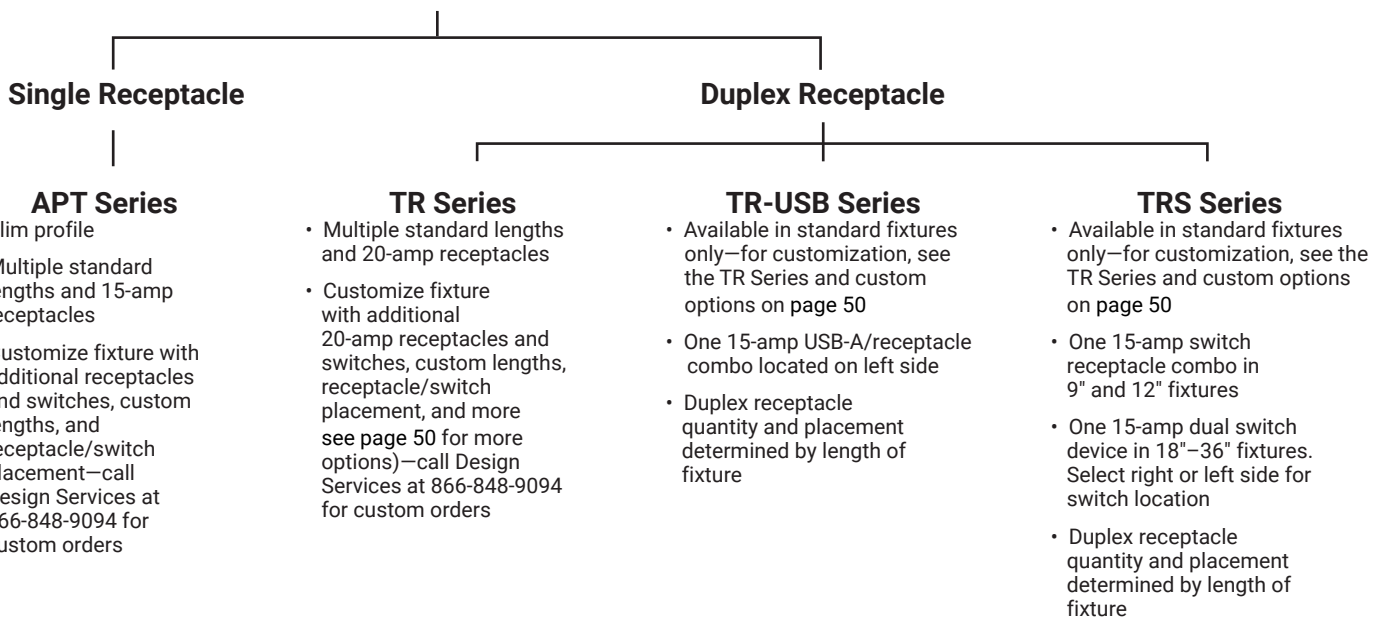


# LOOKING FOR AN ANGLE POWER STRIP?

This selection guide will walk through how to select an Angle Power Strip perfect for any job. Don't see what you're looking for in the standard options? **Contact Design Services at 866-848-9094 or email [DesignAndSupport@TaskLighting.com](mailto:DesignAndSupport@TaskLighting.com)** for help on customizing a Slim Profile (APT Series) or Duplex Receptacle (TR Series) Angle Power Strip.

## STEP 1 Do you want Single or Duplex Receptacles?

Things to keep in mind when selecting receptacle style: The Duplex Receptacle (TR Series) offers a wider variety of custom options.



### Single Receptacle

#### APT Series

- Slim profile
- Multiple standard lengths and 15-amp receptacles
- Customize fixture with additional receptacles and switches, custom lengths, and receptacle/switch placement—call Design Services at 866-848-9094 for custom orders

### Duplex Receptacle

#### TR Series

- Multiple standard lengths and 20-amp receptacles
- Customize fixture with additional 20-amp receptacles and switches, custom lengths, receptacle/switch placement, and more see page 50 for more options—call Design Services at 866-848-9094 for custom orders

#### TR-USB Series

- Available in standard fixtures only—for customization, see the TR Series and custom options on page 50
- One 15-amp USB-A/receptacle combo located on left side
- Duplex receptacle quantity and placement determined by length of fixture

#### TRS Series

- Available in standard fixtures only—for customization, see the TR Series and custom options on page 50
- One 15-amp switch receptacle combo in 9" and 12" fixtures
- One 15-amp dual switch device in 18"–36" fixtures. Select right or left side for switch location
- Duplex receptacle quantity and placement determined by length of fixture



15-amp  
Single Receptacle



20-amp  
Duplex  
Receptacle



15-amp  
USB-A/  
Receptacle  
Combo



20-amp  
Duplex  
Receptacle



15-amp  
Switch/  
Receptacle  
Combo



15-amp  
Dual  
Switch



20-amp  
Duplex  
Receptacle


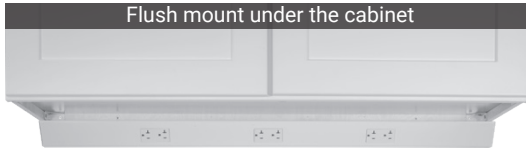


**STEP 2** Select the desired standard length for the fixture

Things to keep in mind when selecting fixture length: Angle Power Strip Fixtures can be mounted two ways: flush under the cabinet or recessed under the cabinet reveal.



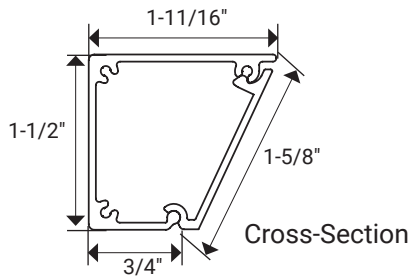
Scan to view sizing chart  
<https://delivr.com/2axfm>



**APT Series**

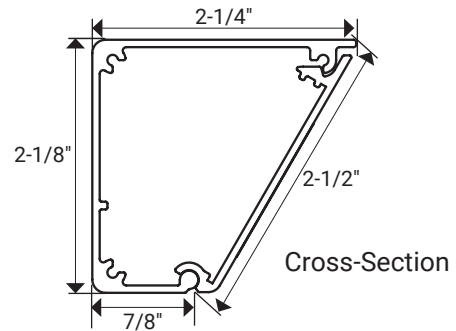
- 9" (229 mm) **APT9-2Color-P-Finish-Position\***
- 12" (305 mm) **APT12-2Color-P-Finish-Position\***
- 18" (457 mm) **APT18-3Color-P-Finish-Position\***
- 24" (610 mm) **APT24-4Color-P-Finish**
- 30" (762 mm) **APT30-4Color-P-Finish**
- 36" (914 mm) **APT36-4Color-P-Finish**
- 42" (1067 mm) **APT42-5Color-P-Finish**
- 48" (1219 mm) **APT48-5Color-P-Finish**
- 60" (1524 mm) **APT60-7Color-P-Finish**
- 72" (1829 mm) **APT72-8Color-P-Finish**

\*Position indicates Left (L) or Right (R) side wire entry



**TR-USB Series**

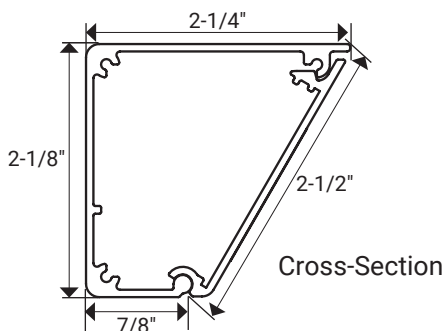
- 9" (229 mm) **TRU9-1ColorD-P-Finish**
- 12" (305 mm) **TRU12-1ColorD-P-Finish**
- 18" (457 mm) **TRU18-2ColorD-P-Finish**
- 24" (610 mm) **TRU24-2ColorD-P-Finish**
- 30" (762 mm) **TRU30-2ColorD-P-Finish**
- 36" (914 mm) **TRU36-2ColorD-P-Finish**
- 42" (1067 mm) **TRU42-3ColorD-P-Finish**
- 48" (1219 mm) **TRU48-3ColorD-P-Finish**
- 60" (1524 mm) **TRU60-4ColorD-P-Finish**
- 72" (1829 mm) **TRU72-4ColorD-P-Finish**



**TRS Series**

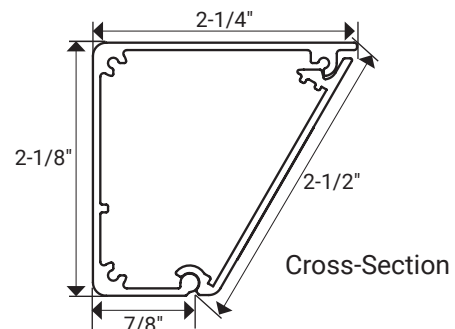
- 9" (229 mm) **TRS9-1Color-Finish**
- 12" (305 mm) **TRS12-1Color-Finish**
- 18" (457 mm) **TRS18-2Color-Finish-Switch\***
- 24" (610 mm) **TRS24-3Color-Finish-Switch\***
- 30" (762 mm) **TRS30-3Color-Finish-Switch\***
- 36" (914 mm) **TRS36-3Color-Finish-Switch\***

\*Switch indicates Left Side (LS) or Right Side (RS) switch location



**TR Series**

- 9" (229 mm) **TR9-1ColorD-P-Finish**
- 12" (305 mm) **TR12-1ColorD-P-Finish**
- 18" (457 mm) **TR18-2ColorD-P-Finish**
- 24" (610 mm) **TR24-2ColorD-P-Finish**
- 30" (762 mm) **TR30-2ColorD-P-Finish**
- 36" (914 mm) **TR36-2ColorD-P-Finish**
- 42" (1067 mm) **TR42-3ColorD-P-Finish**
- 48" (1219 mm) **TR48-3ColorD-P-Finish**
- 60" (1524 mm) **TR60-4ColorD-P-Finish**
- 72" (1829 mm) **TR72-4ColorD-P-Finish**



## STEP 3 Select the finish option with coordinating receptacle color

Things to keep in mind when selecting a finish: blend with backsplash color to reduce fixture visibility, coordinate with cabinet color, or match nearby hardware.

### APT Series


Finish options with coordinating receptacle color (24" fixture shown)

**NOTE:** If a different finish/receptacle color pairing is desired, call Design Services at 866-848-9094.




### TR-USB Series

Finish options with coordinating USB/receptacle color (24" fixture shown)



### TRS Series


Finish options with coordinating switch/receptacle color (24" fixture shown with left side switch)



### TR Series

Finish options with coordinating receptacle color (24" fixture shown)

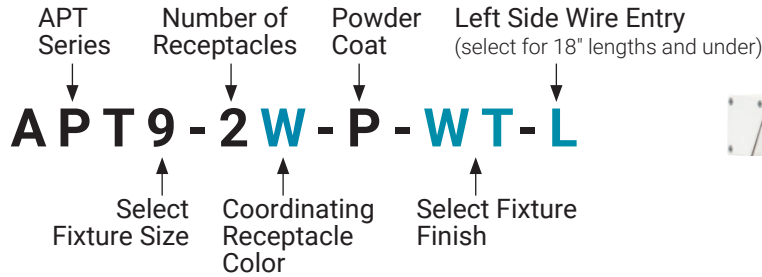
**NOTE:** If a different finish/receptacle color pairing is desired, call Design Services at 866-848-9094.



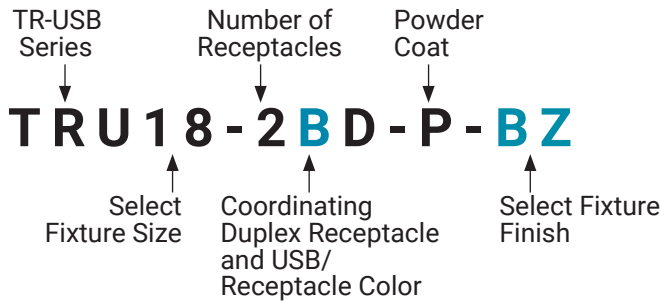
**Examples of Angle Power Strip part numbers**

Things to keep in mind when selecting a finish: product options, described in Steps 1–3, are indicated in blue. Coordinating receptacle color must match fixture finish in Step 3, otherwise it is a custom fixture.

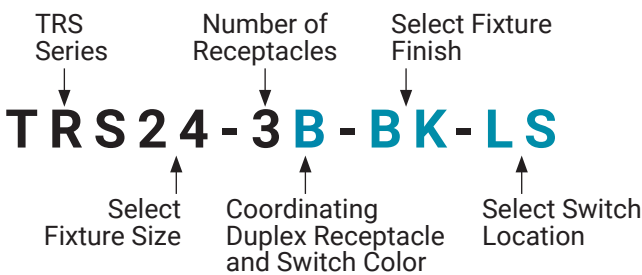
**EXAMPLE APT PART NUMBER**



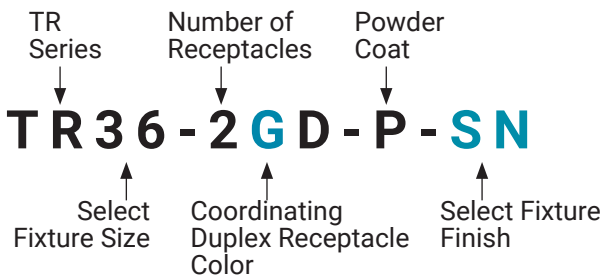
**EXAMPLE TR-USB PART NUMBER**



**EXAMPLE TRS PART NUMBER**



**EXAMPLE TR PART NUMBER**





# LED TAPE LIGHTING FOR EASY INSTALLATION

## Easily Install in Any Space

Cut the flexible tape lighting to length for the perfect fit along a curved surface, tucked into a narrow space, or mounted alongside architectural features.

## Use Indoor and Outdoor

Micro-waterproof IP65-rated coating protects the tape lighting against dirt, cleaning, and damage. Even the 3M<sup>TM</sup> 300LSE adhesive backing is waterproof-rated.

## Expect Very Long Life

All LED tape lighting series are UL listed with a 5-year warranty and rated for 50,000 hours (8 hours a day for 17 years).

## KITCHENS



## BATHROOMS



## HOME PUBS

Design By: Amanda Dodd



## CLOSETS



## LAUNDRY ROOMS



## OUTDOORS



Design By: Artistic Cabinetry

## OFFICES



## HOSPITALITY SPACES





# IT'S ALL ABOUT EASY

What helps Task Lighting LED tape lighting stand out against everyone else?  
How easy it is! Easy to install. Easy to control. Take a look!

## LED Tape Lighting designed for easy installation with professional results!

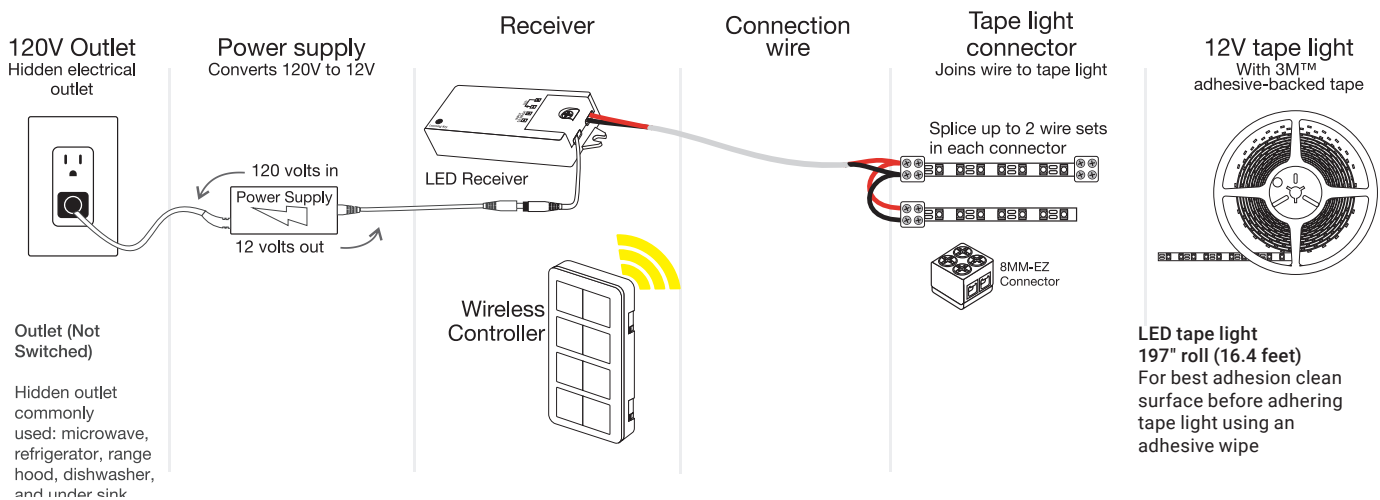
**Step 1.** Connect power supply to receiver



**Step 2.** Connect receiver to tape light



**Step 3.** Mount tape light and pair controller



## Tape lighting made easy to install

- Plug the power supply into an existing electrical outlet hidden behind the microwave, refrigerator, dishwasher, or under the sink
- Easily mount the receiver near the plug-in power supply
- Run connection wire through cabinets by drilling a tiny 1/4" hole for feed-through
- In less than 30 seconds, program the wireless controller for on/off and dimming
- Mount the wireless controller in a wall box, directly to a flat surface, or use as a remote

### It's easy to add lighting to any design

- Under the upper kitchen cabinets to light countertop workspaces
- Above the kitchen cabinets for attractive ambiance
- At the floor under kitchen cabinets for evening illumination
- Colored lighting on decks, in a bar area, bath, or spa to set the mood

### Like the lighting in this photo?

It's easy to do the same in any space. Order a plug-in power supply, LED lighting, connectors, wire, and a wireless control system to easily install this set-up.

Design By: Amanda Dodd



- Mount the tape lighting under the upper cabinet, under the toe-kick area, and inside the cabinet.
- Plug the power supply in below the sink so it's out of the way
- Use a wireless controller to easily adjust the white color temperature and brightness of your lights!

### Want tips on layouts and installation?

Contact our friendly in-house **Design Services** at 866-848-9094 or email [DesignAndSupport@TaskLighting.com](mailto:DesignAndSupport@TaskLighting.com). They'll help with technical support, product questions, layout suggestions, and advice on the best products for any residential or commercial project.



**LIVE SUPPORT!**

# Use tape lighting to brighten any design



No lighting used



Enhanced with LED Lighting



No lighting used



Enhanced with LED Lighting



No lighting used



Enhanced with LED Lighting





**24-volt, 600 Lumens/Ft. Tunable-white Tape Lighting**  
page 64

10 mm tape light with higher light output; cuttable approximately every 2"



**24-volt, 600 Lumens/Ft. Single-white Tape Lighting**  
page 66

10 mm tape light with higher light output; cuttable approximately every 2"



**24-volt, 400 Lumens/Ft. Tunable-white Tape Lighting**  
page 68

10 mm tape light with high light output; cuttable approximately every 2"



**24-volt, 400 Lumens/Ft. Single-white Tape Lighting**  
page 70

10 mm tape light with high light output; cuttable approximately every 2"



**24-volt, 300 Lumens/Ft. Tunable-white Tape Lighting**  
page 72

8 mm tape light with standard light output; cuttable approximately every 2"



**12-volt, 300 Lumens/Ft. Tunable-white Tape Lighting**  
page 72

8 mm tape light with standard light output; cuttable approximately every 1"



**24-volt, 225 Lumens/Ft. Single-white Tape Lighting**  
page 74

8 mm tape light with standard light output; cuttable approximately every 2"



**12-volt, 225 Lumens/Ft. Single-white Tape Lighting**  
page 74

8 mm tape light with standard light output; cuttable approximately every 1"



**24-volt, 120 Lumens/Ft. Single-white Tape Lighting**  
page 76

8 mm tape light with accent light output; cuttable approximately every 4"



**12-volt, 120 Lumens/Ft. Single-white Tape Lighting**  
page 76

8 mm tape light with accent light output; cuttable approximately every 2"



**12-volt, 126 Lumens/Ft. Single-white Tape Lighting (Side-view)**  
page 78

8 mm tape light with accent light output; cuttable approximately every 2"



**12-volt, 130 Lumens/Ft. Multi-color RGB Tape Lighting**  
page 80

10 mm tape light with accent light output; cuttable approximately every 2"

# 24-Volt, 600 Lumens/Ft. LED Tape Lighting

## Tunable-white LED Lighting with TandemLED™ Technology



LED tape lighting with protective micro-waterproof coating, IP65-rated



Field cuttable approximately every 2-1/2"



### ABOUT THE PRODUCT

- Tunable CCT from Warm White to Daylight White and all shades of white in between
- Tune the white light and adjust the brightness separately with required Wired or Wireless Controller
- Aluminum housings available for professional-looking installation (order separately)
- Easy to cut and reconnect in the field with simple screw-down or snap connectors (order separately)
- 78 diodes per foot (1,280 per 16 ft. roll)
- Plug-in or hardwired power supply required (order separately)
- Dimmable (with compatible dimmer)
- No Ultraviolet (UV) or Infrared (IR)
- Compatible with WAV Smart Control™ devices
- 50,000 hour LED life at 70% lumen maintenance
- UL listed

### ACCESSORIES

Find installation components on page 160

### AVAILABLE TUNABLE-WHITE CCT



### LUMEN OUTPUT



### TECHNICAL INFORMATION

<b>Input Voltage</b>	24-volt DC
<b>Color Temperature (Kelvin)</b>	Tunable CCT from 2700K–5000K and all white light temperatures in between
<b>CRI (Color Rendering Index)</b>	90+
<b>LED Type</b>	SMD 2835
<b>Lumens</b>	600 lumens per foot
<b>Max Run</b>	Recommended maximum run length is 16 ft. (5 m) for single-side powering. For longer runs, power from both ends of the tape light.
<b>Dimmable</b>	5%–100%
<b>Rating</b>	cULus Listed
<b>Rated Life</b>	50,000 hrs
<b>LED Beam Angle</b>	120°
<b>LED Spacing</b>	1/4"
<b>Mounting</b>	3M™ 300LSE waterproof adhesive tape on back of tape lighting
<b>Wiring</b>	20/2 stranded or solid
<b>Operating Temperature</b>	-4°F to 140°F (-20°C to 60°C)
<b>Environment</b>	Damp, wet, dry locations
<b>Construction Material</b>	Heat-resistant PCB, micro-waterproof spray silicone IP65-rated
<b>Warranty</b>	5 years

### APPLICATIONS

Under cabinet

In-cabinet

Stairs

Closet

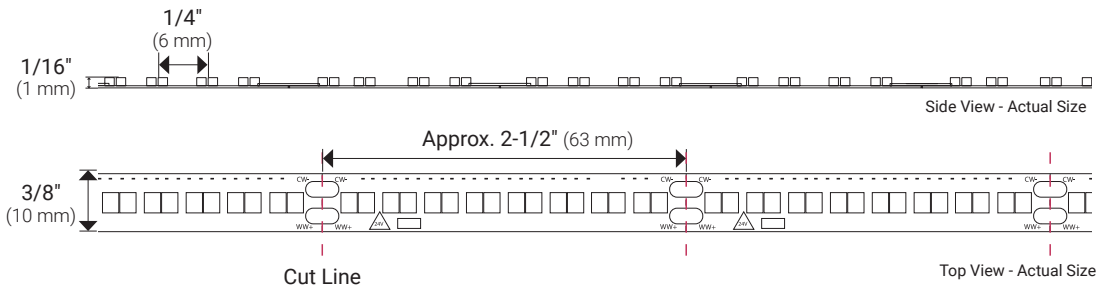
For additional application help and suggestions, call Design Services at 866-848-9094



## 24V Ordering information

600 Lumens/ft. 24-volt, Tunable-white LED Tape Lighting

Tape Width	Kelvin Temperature	Length	Lumens Per Foot	Watts Per Foot	IP Rating	Cutting	Part Number
10 mm	Tunable-white 2700K–5000K	16 Ft.	600	5.5W (18.2/m)	IP65	Approx. 2-1/2"	LT600W24V016-TW
10 mm	Tunable-white 2700K–5000K	100 Ft.	600	5.5W (18.2/m)	IP20	Approx. 2-1/2"	LT600D24V100-TW



Warm White 2700K



Soft White 3000K



Cool White 4000K



Daylight White 5000K



Warm White 2700K



Daylight White 5000K

# 24-Volt, 600 Lumens/Ft. LED Tape Lighting

## Single-white LED Lighting

LED tape lighting with protective micro-waterproof coating, IP65-rated



Field cuttable approximately every 2"



### ABOUT THE PRODUCT

- Easy to cut and reconnect in the field with simple screw-down or snap connectors (order separately)
- 48 diodes per foot (800 per 16 ft. roll)
- Aluminum housings available for professional-looking installation (order separately)
- 24-volt DC plug-in or hardwired power supply required (order separately)
- Dimmable (with compatible dimmer)
- No Ultraviolet (UV) or Infrared (IR)
- Compatible with WAV Smart Control™ devices
- 50,000 hour LED life at 70% lumen maintenance
- UL listed

### ACCESSORIES

Find installation components on page 160

### AVAILABLE CCT



### LUMEN OUTPUT



### TECHNICAL INFORMATION

<b>Input Voltage</b>	24-volt DC
<b>Color Temperature (Kelvin)</b>	Soft White 3000K (30) Cool White 4000K (40)
<b>CRI (Color Rendering Index)</b>	90+
<b>LED Type</b>	SMD 2835
<b>Lumens</b>	600 lumens per foot
<b>Max Run</b>	Recommended maximum run length is 16 ft. (5 m) for single-side powering. For longer runs, power from both ends of the tape light.
<b>Dimmable</b>	5%–100%
<b>Rating</b>	cULus Listed
<b>Rated Life</b>	50,000 hrs
<b>LED Beam Angle</b>	120°
<b>LED Spacing</b>	3/8"
<b>Mounting</b>	3M™ 300LSE waterproof adhesive tape on back of tape lighting
<b>Wiring</b>	20/2 stranded or solid
<b>Operating Temperature</b>	-4°F to 140°F (-20°C to 60°C)
<b>Environment</b>	Damp, wet, dry locations
<b>Construction Material</b>	Heat-resistant 10 mm PCB, micro-waterproof spray silicone IP65-rated
<b>Warranty</b>	5 years

### APPLICATIONS

Under cabinet

Closet

Stairs

Outdoors

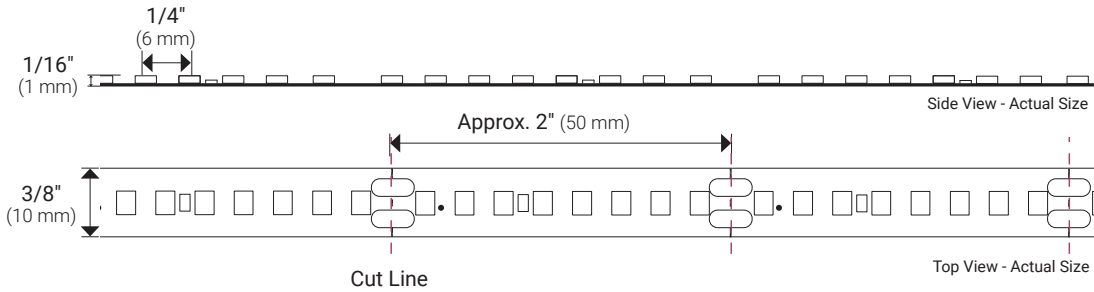
For additional application help and suggestions, call Design Services at 866-848-9094



## 24V Ordering information

600 Lumens/ft. 24-volt, Single-white LED Tape Lighting

Tape Width	Kelvin Temperature	Length	Lumens Per Foot	Watts Per Foot	IP Rating	Cutting	Part Number
10 mm	3000K, 4000K	16 Ft.	600	5.5W (18/m)	IP65	Approx. 2"	LS600W24V016-Temp
10 mm	3000K, 4000K	100 Ft.	600	5.5W (18/m)	IP20	Approx. 2"	LS600D24V100-Temp



# 24-Volt, 400 Lumens/Ft. LED Tape Lighting

## Tunable-white LED Lighting with TandemLED™ Technology



LED tape lighting with protective micro-waterproof coating, IP65-rated



Field cuttable approximately every 2-1/2"



### ABOUT THE PRODUCT

- Tunable CCT from Warm White to Daylight White and all shades of white in between
- Tune the white light and adjust the brightness separately with required Wired or Wireless Controller
- Easy to cut and reconnect in the field with simple screw-down or snap connectors (order separately)
- 78 diodes per foot (1,280 per 16 ft. roll)
- Aluminum housings available for professional-looking installation (order separately)
- Plug-in or hardwired power supply required (order separately)
- Dimmable (with compatible dimmer)
- No Ultraviolet (UV) or Infrared (IR)
- Compatible with WAV Smart Control™ devices
- 50,000 hour LED life at 70% lumen maintenance
- UL listed

### ACCESSORIES

Find installation components on page 160

### AVAILABLE TUNABLE-WHITE CCT



### LUMEN OUTPUT



### TECHNICAL INFORMATION

<b>Input Voltage</b>	24-volt DC
<b>Color Temperature (Kelvin)</b>	Tunable CCT from 2700K–5000K and all white light temperatures in between
<b>CRI (Color Rendering Index)</b>	90+
<b>LED Type</b>	SMD 2835
<b>Lumens</b>	400 lumens per foot
<b>Max Run</b>	Recommended maximum run length is 16 ft. (5 m) for single-side powering. For longer runs, power from both ends of the tape light.
<b>Dimmable</b>	5%–100%
<b>Rating</b>	cULus Listed
<b>Rated Life</b>	50,000 hrs
<b>LED Beam Angle</b>	120°
<b>LED Spacing</b>	1/4"
<b>Mounting</b>	3M™ 300LSE waterproof adhesive tape on back of tape lighting
<b>Wiring</b>	20/2 stranded or solid
<b>Operating Temperature</b>	-4°F to 140°F (-20°C to 60°C)
<b>Environment</b>	Damp, wet, dry locations
<b>Construction Material</b>	Heat-resistant PCB, micro-waterproof spray silicone IP65-rated
<b>Warranty</b>	5 years

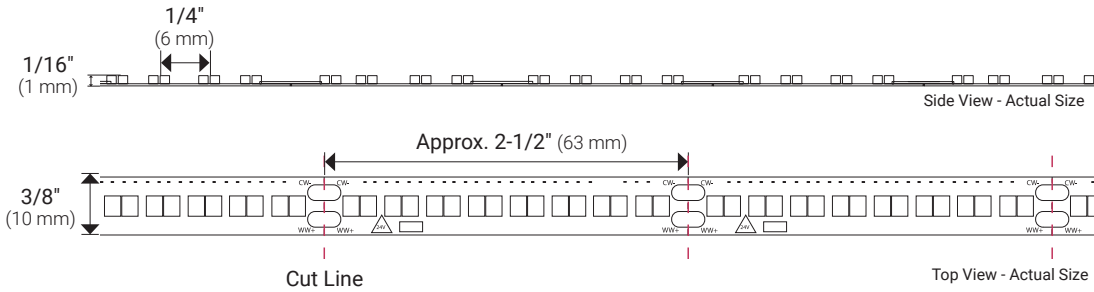
### APPLICATIONS

- Under cabinet
  - In-cabinet
  - Stairs
  - Closet
- For additional application help and suggestions, call Design Services at 866-848-9094

## 24V Ordering information

400 Lumens/ft. 24-volt, Tunable-white LED Tape Lighting

Tape Width	Kelvin Temperature	Length	Lumens Per Foot	Watts Per Foot	IP Rating	Cutting	Part Number
10 mm	Tunable-white 2700K–5000K	16 Ft.	400	3.8W (12.3/m)	IP65	Approx. 2-1/2"	LT400W24V016-TW
10 mm	Tunable-white 2700K–5000K	100 Ft.	400	3.8W (12.3/m)	IP20	Approx. 2-1/2"	LT400D24V100-TW



# 24-Volt, 400 Lumens/Ft. LED Tape Lighting

## Single-white LED Lighting

LED tape lighting with protective micro-waterproof coating, IP65-rated



Field cuttable approximately every 2"



### ABOUT THE PRODUCT

- Easy to cut and reconnect in the field with simple screw-down or snap connectors (order separately)
- 48 diodes per foot (800 per 16 ft. roll)
- Aluminum housings available for professional-looking installation (order separately)
- 24-volt DC plug-in or hardwired power supply required (order separately)
- Dimmable (with compatible dimmer)
- No Ultraviolet (UV) or Infrared (IR)
- Compatible with WAV Smart Control™ devices
- 50,000 hour LED life at 70% lumen maintenance
- UL listed

### ACCESSORIES

Find installation components on page 160

### AVAILABLE CCT



### LUMEN OUTPUT



### TECHNICAL INFORMATION

<b>Input Voltage</b>	24-volt DC
<b>Color Temperature (Kelvin)</b>	Soft White 3000K (30) Cool White 4000K (40)
<b>CRI (Color Rendering Index)</b>	90+
<b>LED Type</b>	SMD 2835
<b>Lumens</b>	400 lumens per foot
<b>Max Run</b>	Recommended maximum run length is 16 ft. (5 m) for single-side powering. For longer runs, power from both ends of the tape light.
<b>Dimmable</b>	5%–100%
<b>Rating</b>	cULus Listed
<b>Rated Life</b>	50,000 hrs
<b>LED Beam Angle</b>	120°
<b>LED Spacing</b>	1/4"
<b>Mounting</b>	3M™ 300LSE waterproof adhesive tape on back of tape lighting
<b>Wiring</b>	20/2 stranded or solid
<b>Operating Temperature</b>	-4°F to 140°F (-20°C to 60°C)
<b>Environment</b>	Damp, wet, dry locations
<b>Construction Material</b>	Heat-resistant PCB, micro-waterproof spray silicone IP65-rated
<b>Warranty</b>	5 years

### APPLICATIONS

Under cabinet

Closet

Stairs

Outdoors

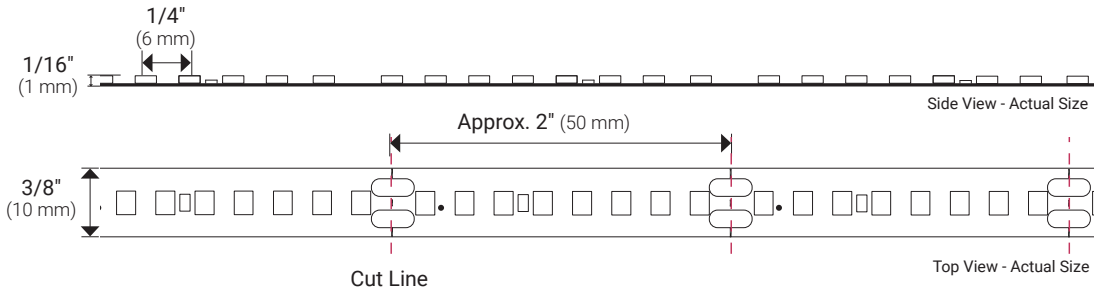
For additional application help and suggestions, call Design Services at 866-848-9094



## 24V Ordering information

400 Lumens/ft. 24-volt, Single-white LED Tape Lighting

Tape Width	Kelvin Temperature	Length	Lumens Per Foot	Watts Per Foot	IP Rating	Cutting	Part Number
10 mm	3000K, 4000K	16 Ft.	400	3.5W (11.5/m)	IP65	Approx. 2"	LS400W24V016-Temp
10 mm	3000K, 4000K	100 Ft.	400	3.5W (11.5/m)	IP20	Approx. 2"	LS400D24V100-Temp



Design By: Artistic Cabinetry



Design By: Artistic Cabinetry

# 12-Volt and 24-Volt, 300 Lumens/Ft. LED Tape Lighting

## Tunable-white LED Lighting with TandemLED™ Technology

U.S. PATENT  
10,721,801

LED tape lighting with protective micro-waterproof coating, IP65-rated



Field cuttable approximately every 1-1/8"



Field cuttable approximately every 2-1/4"



### ABOUT THE PRODUCT

- Tunable CCT from Warm White to Daylight White and all shades of white in between
- Tune the white light and adjust the brightness separately with required Wired or Wireless Controller
- Easy to cut and reconnect in the field with simple screw-down or snap connectors (order separately)
- 88 diodes per foot (1,440 per 16 ft. roll)
- Aluminum housings available for professional-looking installation (order separately)
- Plug-in or hardwired power supply required (order separately)
- Dimmable (with compatible dimmer)
- No Ultraviolet (UV) or Infrared (IR)
- Compatible with WAV Smart Control™ devices
- 50,000 hour LED life at 70% lumen maintenance
- UL listed

### ACCESSORIES

Find installation components on page 160

### AVAILABLE TUNABLE-WHITE CCT



### LUMEN OUTPUT



STANDARD

### TECHNICAL INFORMATION

<b>Input Voltage</b>	12-volt DC (L-T600-MW) 24-volt DC (L-T600-24VMW)
<b>Color Temperature (Kelvin)</b>	Tunable CCT from 2700K–5000K and all white light temperatures in between
<b>CRI (Color Rendering Index)</b>	90+
<b>LED Type</b>	2110 CCT
<b>Lumens</b>	300 lumens per foot
<b>Max Run</b>	Recommended maximum run length is 16 ft. (5 m) for single-side powering. For longer runs, power from both ends of the tape light.
<b>Dimmable</b>	5%–100%
<b>Rating</b>	cULus Listed
<b>Rated Life</b>	50,000 hrs
<b>LED Beam Angle</b>	120°
<b>LED Spacing</b>	1/4"
<b>Mounting</b>	3M™ 300LSE waterproof adhesive tape on back of tape lighting
<b>Wiring</b>	20/2 stranded or solid
<b>Operating Temperature Environment</b>	-4°F to 140°F (-20°C to 60°C)
<b>Construction Material</b>	Heat-resistant PCB, micro-waterproof spray silicone IP65-rated
<b>Warranty</b>	5 years

### APPLICATIONS

Under cabinet

In-cabinet

Stairs

Closet

For additional application help and suggestions, call Design Services at 866-848-9094

LED Lighting  
**5 YEAR**  
WARRANTY

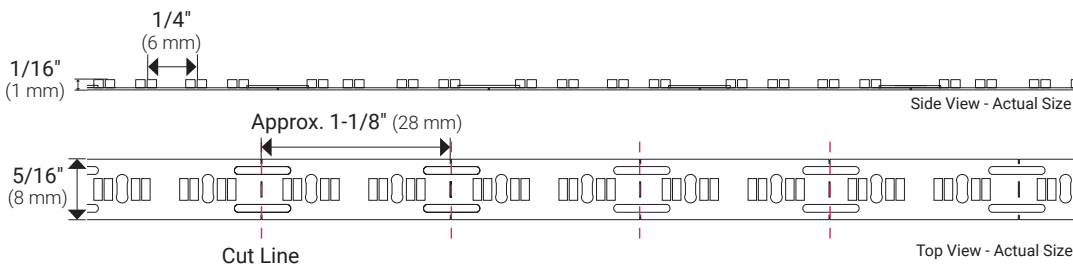
WAV Smart home  
Compatible

UL US  
LISTED

## 12V Ordering information

300 Lumens/ft. 12-volt, Tunable-white LED Tape Lighting

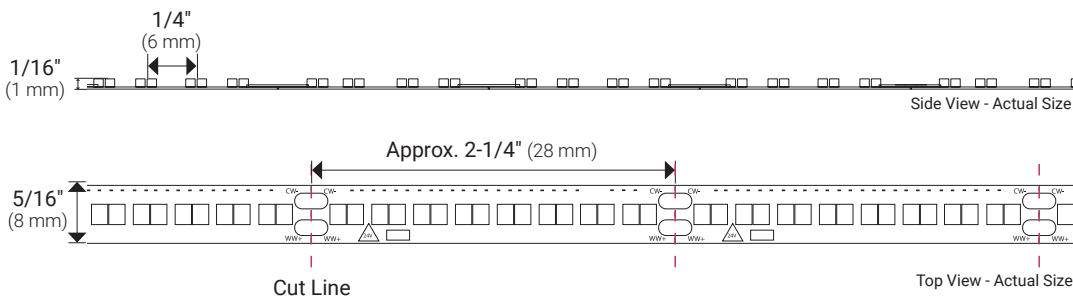
Tape Width	Kelvin Temperature	Length	Lumens Per Foot	Watts Per Foot	IP Rating	Cutting	Part Number
8 mm	Tunable-white 2700K–5000K	16 Ft.	300	2.93W (9.2/m)	IP65	Approx. 1-1/8"	L-T600-16-MW
8 mm	Tunable-white 2700K–5000K	100 Ft.	300	2.93W (9.2/m)	IP20	Approx. 1-1/8"	L-T600-100-12V



## 24V Ordering information

300 Lumens/ft. 24-volt, Tunable-white LED Tape Lighting

Tape Width	Kelvin Temperature	Length	Lumens Per Foot	Watts Per Foot	IP Rating	Cutting	Part Number
8 mm	Tunable-white 2700K–5000K	16 Ft.	300	2.93W (9.2/m)	IP65	Approx. 2-1/4"	L-T600-16-24VMW
8 mm	Tunable-white 2700K–5000K	100 Ft.	300	2.93W (9.2/m)	IP20	Approx. 2-1/4"	L-T600-100-24V



# 12-Volt and 24-Volt, 225 Lumens/Ft. LED Tape Lighting

## Single-white LED Lighting

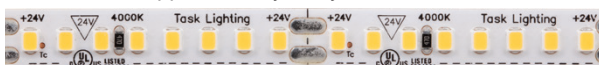
LED tape lighting with protective micro-waterproof coating, IP65-rated



Field cuttable approximately every 1-1/8"



Field cuttable approximately every 2-1/4"



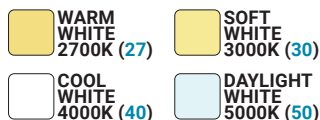
### ABOUT THE PRODUCT

- Easy to cut and reconnect in the field with simple screw-down or snap connectors (order separately)
- 36 diodes per foot (600 per 16 ft. roll)
- Aluminum housings available for professional-looking installation (order separately)
- Plug-in or hardwired power supply required (order separately)
- Dimmable (with compatible dimmer)
- No Ultraviolet (UV) or Infrared (IR)
- 3M™ 300LSE waterproof adhesive tape on back of tape lighting for quick, secure install
- Compatible with WAV Smart Control™ devices
- 50,000 hour LED life at 70% lumen maintenance
- UL listed

### ACCESSORIES

Find installation components on page 160

### AVAILABLE CCT



### LUMEN OUTPUT



### TECHNICAL INFORMATION

<b>Input Voltage</b>	12-volt DC (L-VMW600) 24-volt DC (L-VMW24)
<b>Color Temperature (Kelvin)</b>	Warm White 2700K (27) Soft White 3000K (30) Cool White 4000K (40) Daylight White 5000K (50)
<b>CRI (Color Rendering Index)</b>	90+
<b>LED Type</b>	SMD 2835
<b>Lumens</b>	225 lumens per foot
<b>Max Run</b>	Recommended maximum run length is 16 ft. (5 m) for single-side powering. For longer runs, power from both ends of the tape light.
<b>Dimmable</b>	5%–100%
<b>Rating</b>	cULus Listed
<b>Rated Life</b>	50,000 hrs
<b>LED Beam Angle</b>	120°
<b>LED Spacing</b>	3/8"
<b>Mounting</b>	3M™ 300LSE waterproof adhesive tape on back of tape lighting
<b>Wiring</b>	20/2 stranded or solid
<b>Operating Temperature</b>	-4°F to 140°F (-20°C to 60°C)
<b>Environment</b>	Damp, wet, dry locations
<b>Construction Material</b>	Heat-resistant PCB, micro-waterproof spray silicone IP65-rated
<b>Warranty</b>	5 years

### APPLICATIONS

Under cabinet

Closet

Stairs

Outdoors

For additional application help and suggestions, call Design Services at 866-848-9094

LED Lighting  
**5 YEAR**  
WARRANTY

WAV Smart Home  
Compatible

cULus  
LISTED

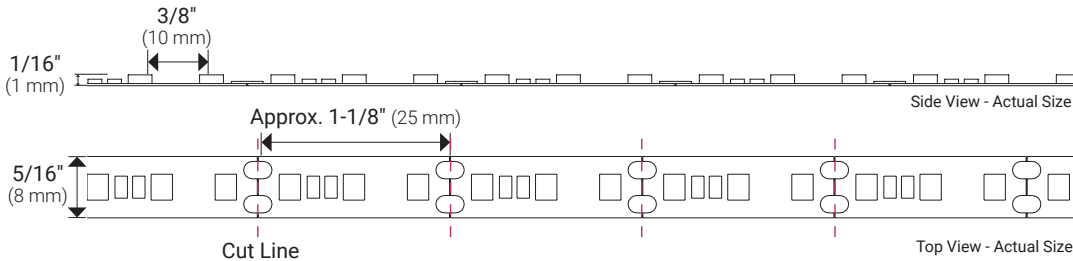
# 12-Volt and 24-Volt, 225 Lumens/Ft. LED Tape Lighting

Single-white LED Lighting

## 12V Ordering information

225 Lumens/ft. 12-volt, Single-white LED Tape Lighting

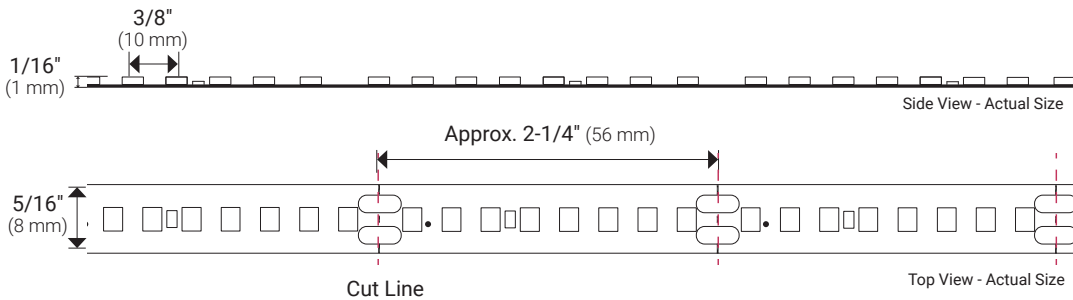
Tape Width	Kelvin Temperature	Length	Lumens Per Foot	Watts Per Foot	IP Rating	Cutting	Part Number
8 mm	2700K, 3000K, 4000K, 5000K	16 Ft.	225	2.8W (9.2/m)	IP65	Approx. 1"	L-VMW600-16-Temp
8 mm	2700K, 3000K, 4000K, 5000K	32 Ft.	225	2.8W (9.2/m)	IP65	Approx. 1"	L-VMW600-32-Temp
8 mm	2700K, 3000K, 4000K, 5000K	100 Ft.	225	2.8W (9.2/m)	IP20	Approx. 1"	L-V600-100-Temp



## 24V Ordering information

225 Lumens/ft. 24-volt, Single-white LED Tape Lighting

Tape Width	Kelvin Temperature	Length	Lumens Per Foot	Watts Per Foot	IP Rating	Cutting	Part Number
8 mm	2700K, 3000K, 4000K	16 Ft.	225	2.8W (9.2/m)	IP65	Approx. 2"	L-VMW24-16-Temp
8 mm	3000K, 4000K	100 Ft.	225	2.8W (9.2/m)	IP20	Approx. 2"	L-VMW24-100-Temp



Design By: Cabinet Genies

# 12-Volt and 24-Volt, 120 Lumens/Ft. LED Tape Lighting

## Single-white LED Lighting

LED tape lighting with protective micro-waterproof coating, IP65-rated



Field cuttable approximately every 2"



Field cuttable approximately every 4"



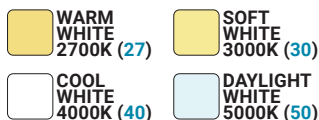
### ABOUT THE PRODUCT

- Easy to cut and reconnect in the field with simple screw-down or snap connectors (order separately)
- 18 diodes per foot (300 per 16 ft. roll)
- Aluminum housings available for professional-looking installation (order separately)
- Plug-in or hardwired power supply required (order separately)
- Dimmable (with compatible dimmer)
- No Ultraviolet (UV) or Infrared (IR)
- 3M™ 300LSE waterproof adhesive tape on back of tape lighting for quick, secure install
- Compatible with WAV Smart Control™ devices
- 50,000 hour LED life at 70% lumen maintenance
- UL listed

### ACCESSORIES

Find installation components on page 160

### AVAILABLE CCT



### LUMEN OUTPUT



### TECHNICAL INFORMATION

<b>Input Voltage</b>	12-volt DC (L-RMW300) 24-volt DC (L-RMW24)
<b>Color Temperature (Kelvin)</b>	Warm White 2700K (27) Soft White 3000K (30) Cool White 4000K (40) Daylight White 5000K (50)
<b>CRI (Color Rendering Index)</b>	90+
<b>LED Type</b>	SMD 2835
<b>Lumens</b>	120 lumens per foot
<b>Max Run</b>	Recommended maximum run length is 16 ft. (5 m) for single-side powering. For longer runs, power from both ends of the tape light.
<b>Dimmable</b>	5%–100%
<b>Rating</b>	cULus Listed
<b>Rated Life</b>	50,000 hrs
<b>LED Beam Angle</b>	120°
<b>LED Spacing</b>	11/16"
<b>Mounting</b>	3M™ 300LSE waterproof adhesive tape on back of tape lighting
<b>Wiring</b>	20/2 stranded or solid
<b>Operating Temperature</b>	-4°F to 140°F (-20°C to 60°C)
<b>Environment</b>	Damp, wet, dry locations
<b>Construction Material</b>	Heat-resistant PCB, micro-waterproof spray silicone IP65-rated
<b>Warranty</b>	5 years

### APPLICATIONS

In-cabinet

Under cabinet

Closet

Outdoors

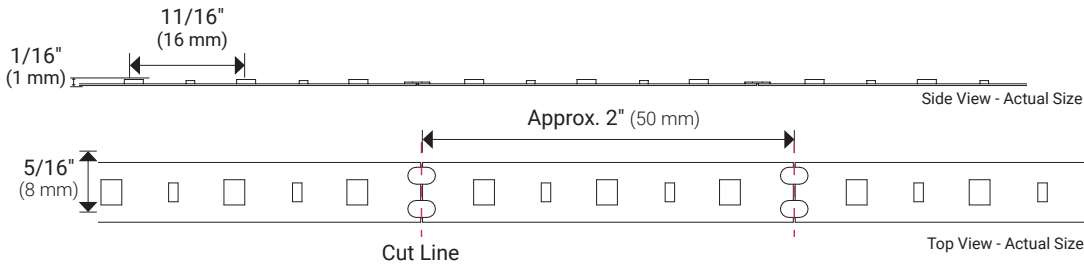
For additional application help and suggestions, call Design Services at 866-848-9094



## 12V Ordering information

120 Lumens/ft. 12-volt, Single-white LED Tape Lighting

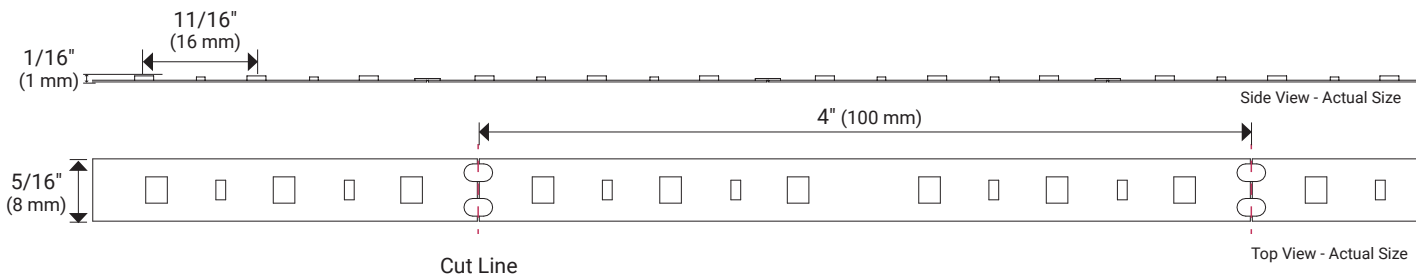
Tape Width	Kelvin Temperature	Length	Lumens Per Foot	Watts Per Foot	IP Rating	Cutting	Part Number
8 mm	2700K, 3000K, 4000K, 5000K	16 Ft.	120	1.5W (5/m)	IP65	Approx. 2"	L-RMW300-16-Temp
8 mm	2700K, 3000K, 4000K, 5000K	32 Ft.	120	1.5W (5/m)	IP65	Approx. 2"	L-RMW300-32-Temp
8 mm	2700K, 3000K, 4000K, 5000K	100 Ft.	120	1.5W (5/m)	IP20	Approx. 2"	L-R300-100-Temp



## 24V Ordering information

120 Lumens/ft. 24-volt, Single-white LED Tape Lighting

Tape Width	Kelvin Temperature	Length	Lumens Per Foot	Watts Per Foot	IP Rating	Cutting	Part Number
8 mm	2700K, 3000K, 4000K	16 Ft.	120	1.5W (5/m)	IP65	Approx. 4"	L-RMW24-16-Temp
8 mm	3000K, 4000K	100 Ft.	120	1.5W (5/m)	IP20	Approx. 4"	L-R24-1-100-Temp



# 12-Volt, 126 Lumens/Ft. LED Tape Lighting (Side-view)

## Single-white LED Lighting

LED tape lighting with diodes mounted facing one side to emit light directionally



Field cuttable approximately every 2"



### ABOUT THE PRODUCT

- Easy to cut and reconnect in the field with simple screw-down or snap connectors (order separately)
- Use with a proximity sensor to automatically illuminate a drawer
- 18 diodes per foot (300 per 16 ft. roll)
- Plug-in or hardwired power supply required (order separately)
- Dimmable (with compatible dimmer)
- No Ultraviolet (UV) or Infrared (IR)
- 3M™ 300LSE waterproof adhesive tape on back of tape lighting for quick, secure install
- Compatible with WAV Smart Control™ devices
- 50,000 hour LED life at 70% lumen maintenance
- UL listed

### ACCESSORIES

Find installation components on page 160

### AVAILABLE CCT



### LUMEN OUTPUT



- Drawer
- Directional
- Edges
- Mirrors

### TECHNICAL INFORMATION

<b>Input Voltage</b>	12-volt DC
<b>Color Temperature (Kelvin)</b>	Soft White 3000K (30) Cool White 4000K (40)
<b>CRI (Color Rendering Index)</b>	90+
<b>LED Type</b>	SMD 3014
<b>Lumens</b>	126 lumens per foot
<b>Max Run</b>	Recommended maximum run length is 16 ft. (5 m) for single-side powering. For longer runs, power from both ends of the tape light.
<b>Dimmable</b>	5%–100%
<b>Rating</b>	cULus Listed
<b>Rated Life</b>	50,000 hrs
<b>LED Beam Angle</b>	120°
<b>LED Spacing</b>	11/16"
<b>Mounting</b>	3M™ 300LSE waterproof adhesive tape on back of tape lighting
<b>Wiring</b>	20/2 stranded or solid
<b>Operating Temperature</b>	-4°F to 140°F (-20°C to 60°C)
<b>Environment</b>	Dry locations <b>ONLY</b>
<b>Construction Material</b>	Heat-resistant PCB
<b>Warranty</b>	5 years

### APPLICATIONS

For additional application help and suggestions, call Design Services at 866-848-9094

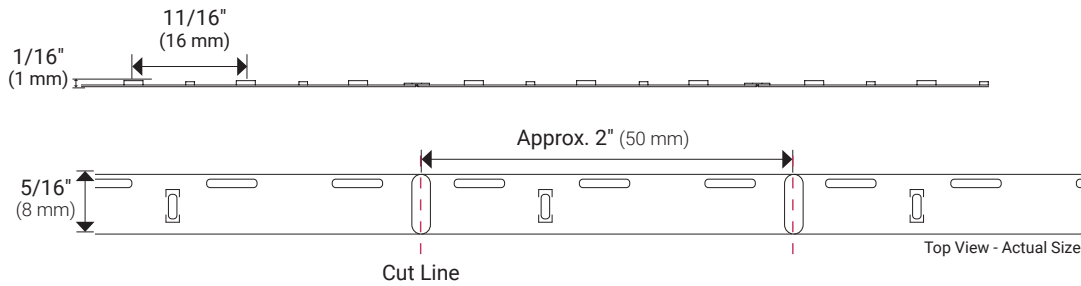




## 12V Ordering information

126 Lumens/ft. 12-volt, Single-white LED Tape Lighting (Side-view)

Tape Width	Kelvin Temperature	Length	Lumens/Ft.	Watts/Ft.	IP Rating	Cutting	Part Number
8 mm	3000K, 4000K	16 Ft.	126	1.6W (5.2/m)	IP20	Approx. 2"	L-SV300-16-Temp



# 12-Volt, 130 Lumens/Ft. LED Tape Lighting

## Multi-color RGB LED Lighting

LED tape lighting with protective micro-waterproof coating, IP65-rated



Field cuttable approximately every 2"



### ABOUT THE PRODUCT

- Easy to cut and reconnect in the field with simple screw-down or snap connectors (order separately)
- 18 diodes per foot (300 per 16 ft. roll)
- Aluminum housings available for professional-looking installation (order separately)
- Plug-in or hardwired power supply required (order separately)
- Dimmable (with compatible dimmer)
- No Ultraviolet (UV) or Infrared (IR)
- 3M™ 300LSE waterproof adhesive tape on back of tape lighting for quick, secure install
- Compatible with WAV Smart Control™ devices
- 50,000 hour LED life at 70% lumen maintenance
- UL listed

### ACCESSORIES

Find installation components on page 160

### COLOR OUTPUT



### LUMEN OUTPUT



ACCENT

### TECHNICAL INFORMATION

<b>Input Voltage</b>	12-volt DC
<b>Light Color</b>	Multi-color RGB
<b>LED Type</b>	SMD 5050
<b>Lumens</b>	130 lumens per foot
<b>Max Run</b>	Recommended maximum run length is 16 ft. (5 m) for single-side powering. For longer runs, power from both ends of the tape light.
<b>Dimmable</b>	5%–100%
<b>Rating</b>	cULus Listed
<b>Rated Life</b>	50,000 hrs
<b>LED Beam Angle</b>	120°
<b>LED Spacing</b>	11/16"
<b>Mounting</b>	3M™ 300LSE waterproof adhesive tape on back of tape lighting
<b>Wiring</b>	20/2 stranded or solid 4-conductor
<b>Operating Temperature</b>	-4°F to 140°F (-20°C to 60°C)
<b>Environment</b>	Damp, wet, dry locations
<b>Construction Material</b>	Heat-resistant PCB, micro-waterproof spray silicone IP65-rated
<b>Warranty</b>	5 years

### APPLICATIONS

Under cabinet

Entertainment areas

Stairs

Outdoors

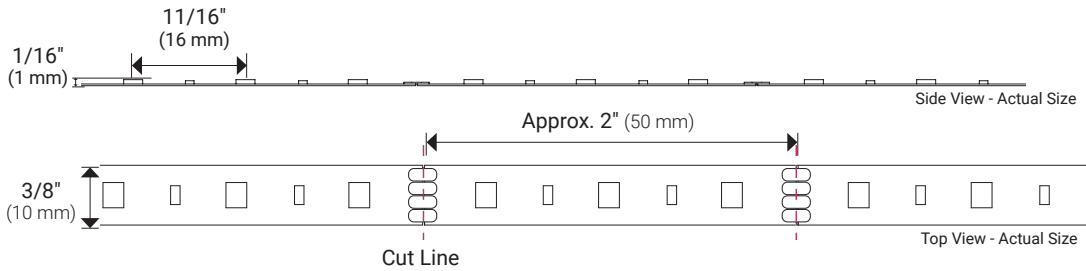
For additional application help and suggestions, call Design Services at 866-848-9094



## 12V Ordering information

130 Lumens/ft. 12-volt, Multi-color LED Tape Lighting

Tape Width	Color Output	Length	Lumens/Ft.	Watts/Ft.	IP Rating	Cutting	Part Number
10 mm	Multi-color RGB	16 Ft.	130	3.5W (12/m)	IP65	Approx. 2"	L-RGB-M300-16
10 mm	Multi-color RGB	32 Ft.	130	3.5W (12/m)	IP65	Approx. 2"	L-RGBM300-32



# LED TAPE LIGHTING KITS TO ENHANCE ANY SPACE

## Top Quality Lighting

Professional-grade LED Tape Lighting Kits come with all components necessary to create beautiful lighting effects in any space

## Use Indoor and Outdoor

Micro-waterproof IP65-rated coating protects the tape lighting against dirt, cleaning, and damage. Even the 3M<sup>™</sup> 300LSE adhesive backing is waterproof rated.

## Easy to Order and Install

Our LED tape lighting kits make installing easy by eliminating the hassle of ordering individual pieces

## KITCHENS



## BATHROOMS



## HOME PUBS



Design By: Artistic Cabinetry

## CLOSETS



## BEDROOMS



## ENTERTAINMENT CENTERS



## OFFICES



Design By: Artistic Cabinetry

## COMMERCIAL SPACES



# Easily install an LED tape lighting kit anywhere



**TUNABLE-WHITE LIGHTING KITS**

page 94

Offers full brightness control and the ability to tune the white light from Warm White to Daylight White and all shades of white in between



**SINGLE-WHITE WIRELESS CONTROLLER LIGHTING KITS**

page 96

A simple way to install and wirelessly control single-white lighting in any space



**SINGLE-WHITE TOUCH DIMMER LIGHTING KITS**

page 102

Elevate any design with single-white lighting that's simple to control



**MULTI-COLOR WIRELESS CONTROLLER LIGHTING KITS**

page 106

Create a full-color lighting experience in any space



**VANITY DOPPLER MOTION SENSOR LIGHTING KITS**

page 108

Offers a simple solution for lighting under a vanity with on/off motion detection



# LED Tape Lighting Kits

Made easy for all levels of installers

## What's included in our LED tape lighting kits?

Tape lighting kits come with all components necessary to create beautiful lighting effects in a home or commercial space. Our kits make installing tape lighting easy by eliminating the hassle of forgetting to order pieces—this ensures a simple installation producing professional results. Tape lighting kits are now available with single-white, multi-color RGB, and tunable-white tape lighting.

## Tunable-white Tape Lighting Kits

Tunable-white  
Tape Light




+

Power Supply



+

Connectors



+

Wire



+

Dimming  
Option



OR



Wired  
Controller

Wireless Controller  
and Smart Receiver

Also includes multi-bit screwdriver and adhesive wipe for surface preparation.

## Single-white Tape Lighting Kits

Single-white  
Tape Light




+

Power Supply



+

Connectors



+

Wire



+

Dimming Option



OR



Touch  
Dimmer  
Switch

Wireless Controller  
and Receiver

Also includes multi-bit screwdriver and adhesive wipe for surface preparation.

## Multi-color RGB Tape Lighting Kit

Multi-color RGB  
LED Tape Light



+

Power Supply



+

Connectors



+

Wire



+

Dimming Option



Wireless Controller  
and Receiver

Also includes multi-bit screwdriver and adhesive wipe for surface preparation.



## It's all included in the box

Everything needed to install lighting in residential and commercial spaces

Micro-waterproof coating that also helps protect the tape lighting from damage—a noticeable quality difference

Easy power—plug the 12V power supply into a hidden outlet (behind a microwave, refrigerator, dishwasher, garbage disposal outlet, etc).

Professional-grade UL listed LED lighting



Wireless Controller Kit  
L-VUK1Z1A-16-Temp



Touch Dimmer Kit  
L-VTDK-16-Temp

## Features of our LED tape lighting kits

Contents: LED tape lighting, plug-in power supply, on/off/dimmer, connectors, wire, adhesive promoter wipe, decora-style wall plate, and even a multi-bit screwdriver

Peel and stick the waterproof 3M<sup>™</sup> 300LSE high-bond adhesive tape for secure installation (same tape used to attach emblems on cars)

Cut tape lighting to the inch for exact length

Add aluminum housings if desired

Easy wire management—cut the connecting wire to exact length, no jumpers to select or excess wire to hide, no wire nuts

Wireless controller fits standard cover plates that are now included! No need to wire lighting to an electrical switch

Professional-grade UL listed tape lighting (UL mark on the tape light at every cut point), with standard light output with diode density of 225 Lumens per foot.

IP65-rated micro-waterproof coating protects against water, dirt, cleaning, and damage.

Need something specific? We have kits for 1, 2, 3, or 4 zones-up to 65 ft. of lighting, plus Kelvin temperature options



# Zones

## LED Lighting

### How to select the best kit for the job

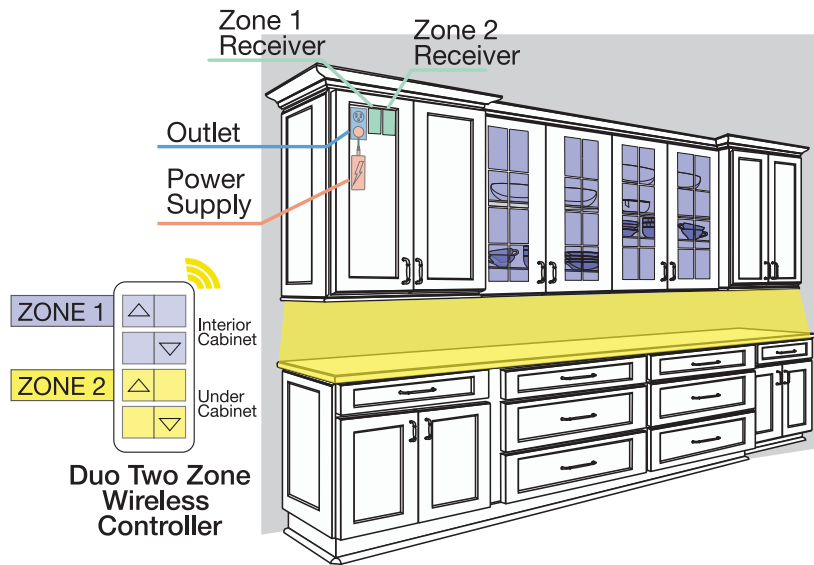
Tape Lighting kits take the guesswork out of ordering lighting for a project. With a variety of kits available, we offer a kit to suit any lighting project need. Add up the total feet of tape light needed, determine the areas/zones required, and browse through our kit selection to find the best kit for the job.



### Number of zones needed?

In a lighting project, a zone is a location requiring a separate dimming receiver to turn different lighting applications on/off or dim at separate times.

A multiple-zone project includes lighting that should be controlled separately, such as under the cabinet and inside glass door cabinets.



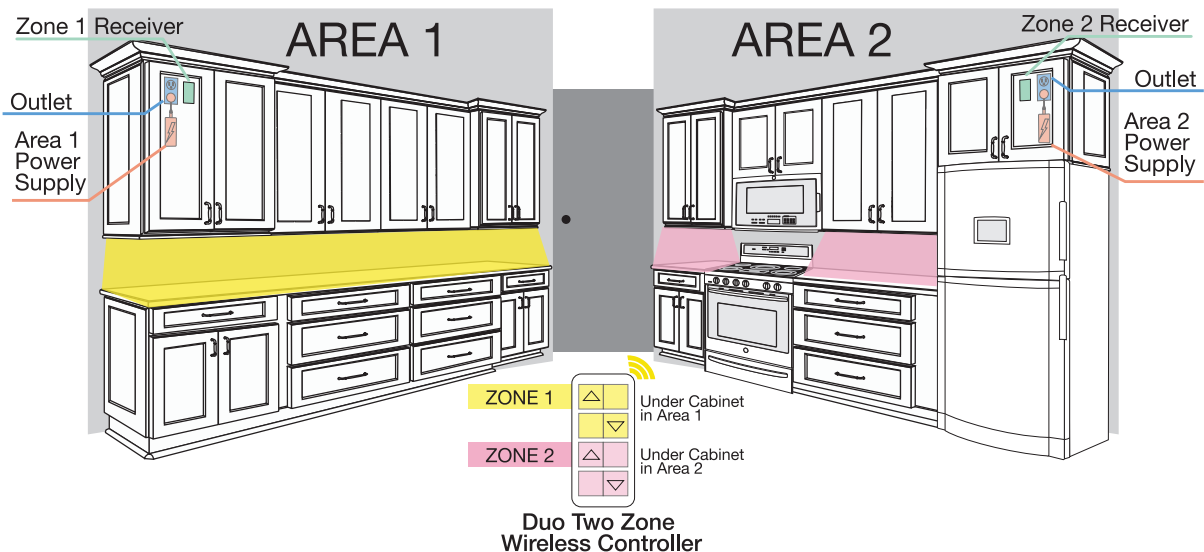
### Number of areas needed?

In a lighting project, an area is a location requiring a separate power supply.

An example of a project with more than one area is when wire cannot be run across the entire space to be lit due to an obstruction, such as a doorway.

Areas can be set to all turn on/off and dim at the same time or separately.

Example of 2-Zone, 2-Area installation for under cabinet lighting



Lighting for a 1-zone, 1-area kit

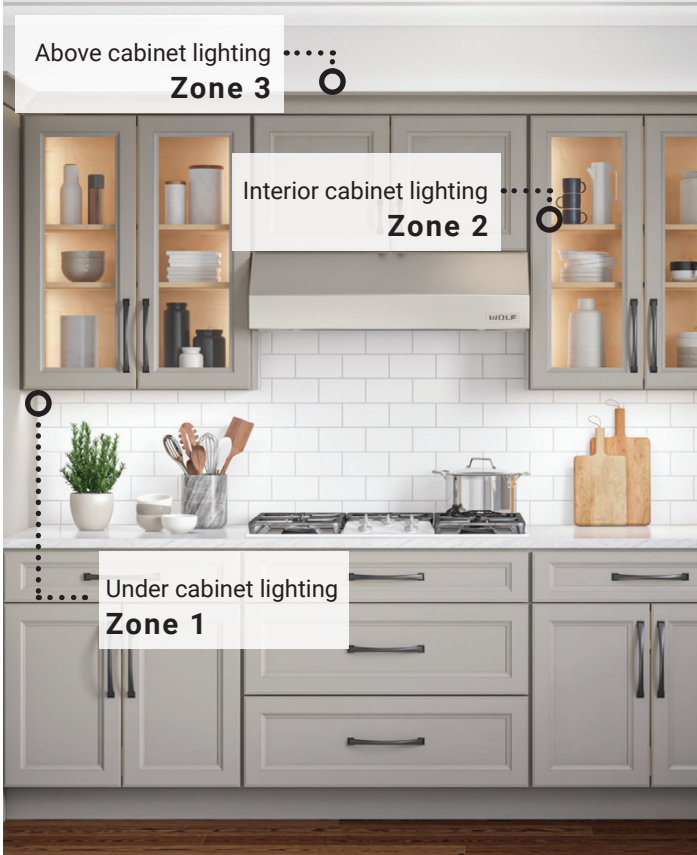


Lighting for a 2-zone, 2-area kit

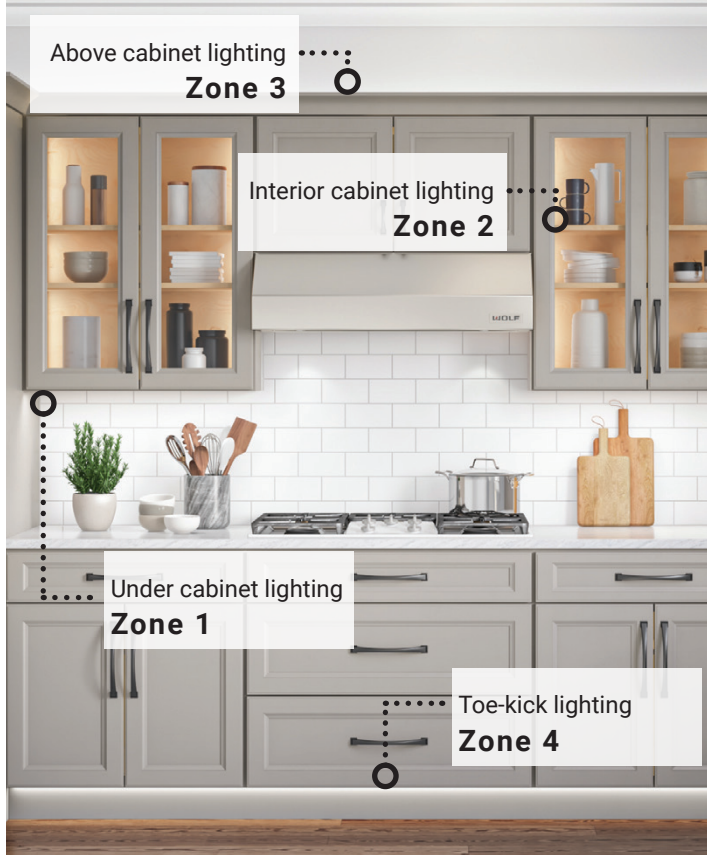
**LED Lighting**



Lighting for a 3-zone, 3-area kit



Lighting for a 4-zone, 4-area kit

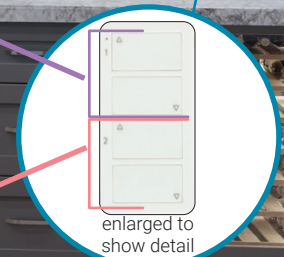


Tunable-white Wireless Controller controls BOTH zone 1 & zone 2 white temperature tuning



enlarged to show detail

EXAMPLE: Zone 1 turns interior cabinet lighting on/off and dim



enlarged to show detail

EXAMPLE: Zone 2 turns under cabinet lighting on/off and dim

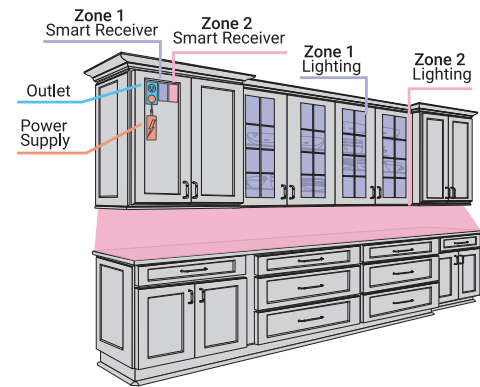
# ZONING FOR KITS

## CONTROLLING MULTIPLE LIGHTING APPLICATIONS FOR TUNABLE-WHITE LIGHTING

Use the following pages to learn how the Tunable-white Wireless Controller can be used to turn lights on, off, dim, and tune the white temperature in multiple lighting applications. Then use a separate Wireless Controller to turn the lights on, off, and dim in each zone once the white temperature has been adjusted to the desired color.

### What to do first?

First, identify the zones for lighting. A **Zone** is defined as a location requiring a separate dimming receiver to turn different lighting applications on/off/dim at separate times, such as under cabinet lighting, above cabinet lighting, or toe-kick lighting.



### What products are needed?

For each zone desired, a **Receiver** will be required to operate each desired zone individually. If lighting is installed under a cabinet and above a cabinet, then two receivers would be needed to operate the two zones individually.

A Tunable-white **Wireless Controller** will be required to adjust the white temperature from Warm White to Daylight White and all shades of white in between and to turn the lights on/off and dim.

For more than one zone, an additional wireless controller is required to control multiple lighting zones separately. Select between a Duo (2-Zone) Wireless Controller and a Quattro (4-Zone) Wireless Controller.



Tunable White Wireless Controller



T-T-1Z-WC-RF-Color

Duo Wireless Controller



T-Q-2Z-WC-RF-Color

Quattro Wireless Controller



T-Q-4Z-WC-RF-Color

Use a WAV Smart Receiver or WAV Smart Receiver/60-watt Power Supply (plug-in), and use a wireless controller for zoning.

Alternatively, connect to a smart home speaker hub for hands-free voice control and for control using the hub's smartphone app. All the same functions are available: zoning, tuning the white color temperature, dimming, and on/off. For zoning, each zone will need to be named as a separate light.

Visit [Vimeo.com/TaskLighting](https://vimeo.com/TaskLighting) for additional video help or [TaskLighting.com](https://TaskLighting.com) for more help in the Resources section.

## STEP 1 Select a Smart Receiver

Each zone requires a receiver to independently control the lighting. If lighting is installed under a cabinet, above a cabinet, and under the toe-kick, three receivers will be required if the three zones should operate individually.

We have two types of smart receivers to select between: the WAV Smart Receiver and the WAV Smart Receiver/60-watt Power Supply (plug-in).

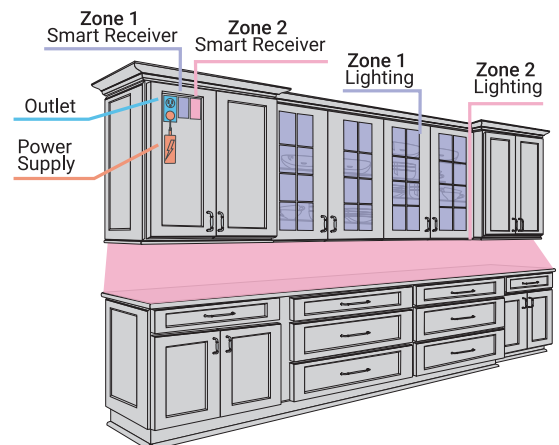
### WAV Smart Receiver

Smart receiver that connects with smart home hubs to use with voice, app, or any Task Lighting RF Wireless Controllers.

Use this receiver when multiple receivers need to connect to one power supply. This receiver is also best used when lighting is over 60 watts since the WAV Smart Receiver/Power Supply is only rated for 60 watts.



T-TWAV-WR-120



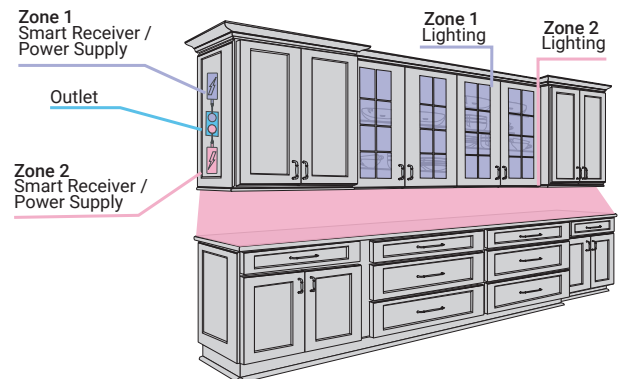
### WAV Smart Receiver/60-watt Plug-in Power Supply

60-watt power supply with built-in WAV Smart Receiver that connects with smart home hubs to use with voice, app, or any Task Lighting & Power RF Wireless Controllers.

Use this device to simplify installation with a power supply and receiver in one.



T-TWAV-60W-PSR

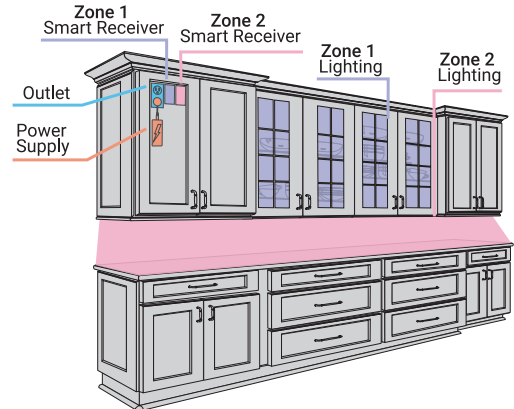
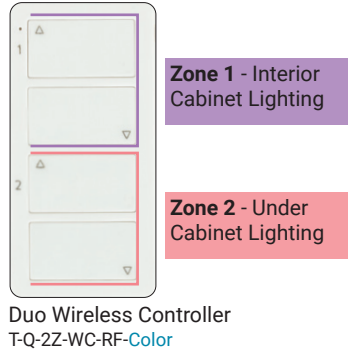


**STEP 2 Select Wireless Controller(s)**

The Tunable-white Wireless Controller is required for wall control of the white lighting color temperature of the tunable-white lighting. This controller can also control on/off/dimming of a one zone lighting installation. An additional Duo or Quattro Wireless Controller is required for on/off/dimming of multiple zones. Connecting to a smart home hub allows for full control of the lighting through the smart home app or voice control.

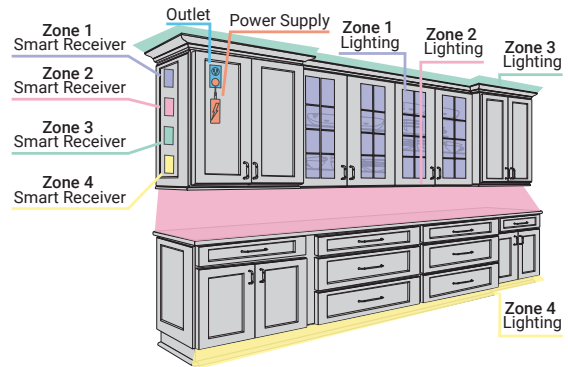
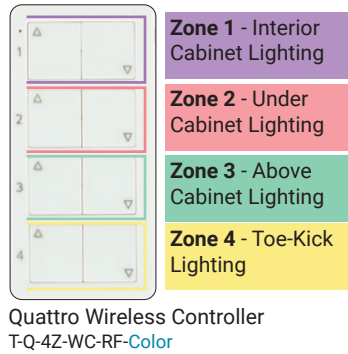
**Duo (2-Zone) Wireless Controller**

The Duo Wireless Controller controls brightness in up to 2 zones, but does not change Kelvin temperature.



**Quattro (4-Zone) Wireless Controller**

The Quattro Wireless Controller controls brightness in up to 4 zones, but does not change Kelvin temperature.



**STEP 3 Pair Smart Receiver to Wireless Controller(s)**

Each wireless controller needs to be paired to the WAV Smart Receiver or WAV Smart Receiver/Power Supply to function. A simple click of the button on the device and click of a button on the wireless controller will pair the two.

**WAV Smart Receiver and WAV Smart Receiver/60-watt Power Supply pairing instructions**

Very quickly, click and release the “Prog” button and, within 5 seconds, quickly click and release the “Up Arrow” button on the controller (or illuminated light bulb on Tunable-white Controller). When the lights blink, the WAV Smart Receiver or WAV Smart Receiver/Power Supply and Controller are paired.

**WAV Smart Receiver**  
Press Prog. button



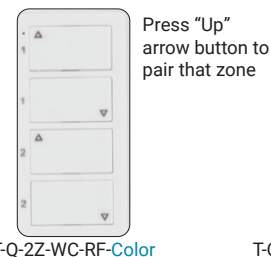
**Tunable-white Wireless Controller**




**WAV Smart Receiver/Power Supply**  
Press Prog. button



**Duo Wireless Controller**



**Quattro Wireless Controller**



**Example: Using a Tunable White and Duo Wireless Controller**

Below is an example of using the Tunable-white Wireless Controller to tune the white temperature of each zone at the same time and the Duo Wireless Controller to control the lighting on/off and dim in two separate zones.

**Zone 1**



**Zone 2**



Pairs to both Smart Receivers and controls BOTH zone 1 and zone 2



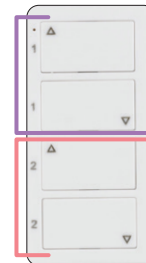
T-T-1Z-WC-RF-Color

**Tunable-white Wireless Controller**

Controls the white color temperature, on/off and dimming of ALL zones

Top two buttons control zone 1

Bottom two buttons control zone 1



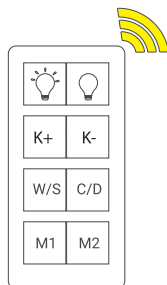
T-Q-2Z-WC-RF-Color

**Duo Wireless Controller**

Controls the on/off and dimming for each individual zone.  
*NOTE: This controller will not adjust the white temperature.*

**Example of using a Tunable-white Wireless Controller with a Duo Wireless Controller to control 2 zones of lighting—uses two WAV Smart Receivers and one power supply**

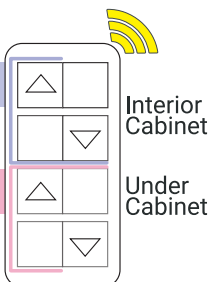
Use this Tunable-white Wireless Controller to tune the white temperature, turn the lights on/off and dim for BOTH zone 1 and zone 2.



Use this Duo Wireless Controller to turn the lights on/off and dim in each zone independently.  
*NOTE: This controller will not adjust the white temperature.*

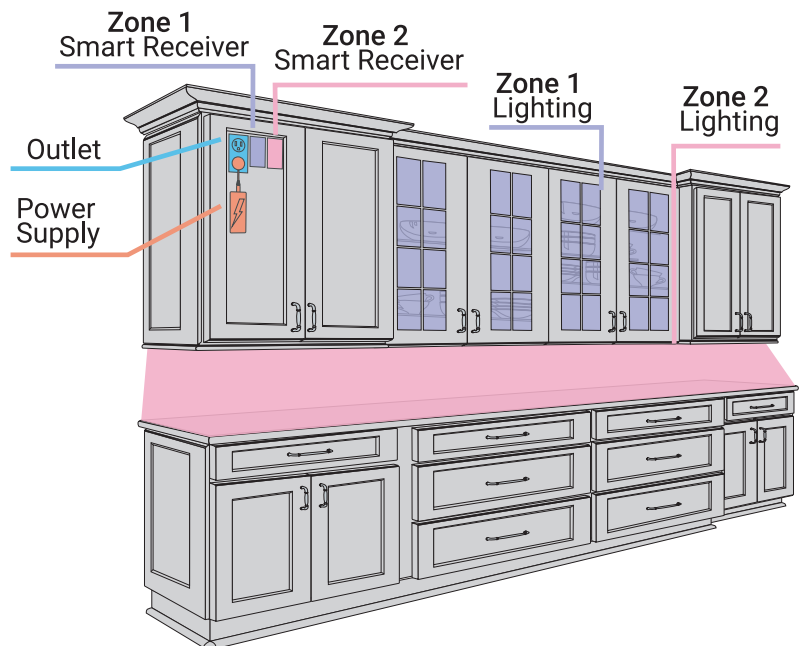
**ZONE 1**

**ZONE 2**



Interior Cabinet

Under Cabinet



# 12-Volt, 300 Lumens/Ft. LED Tape Lighting

## Tunable-white LED Lighting with TandemLED™ Technology

U.S. PATENT  
10,721,801

All-inclusive LED tape lighting kit with protective IP65-rated micro-waterproof coating, tunable-white tape lighting, power supply, connectors, and control system



Field cuttable approximately every 1.1"



### ABOUT THE PRODUCT

- Tunable CCT from Warm White 2700K to Daylight White 5000K and all shades of white in between
- Tune the white light and adjust the brightness separately with included Wired or Wireless Controller
- Easy to cut and reconnect in the field with included screw-down connectors
- No Ultraviolet (UV) or Infrared (IR)
- Compatible with WAV Smart Control™ devices
- 50,000 hour LED life at 70% lumen maintenance
- UL listed

### AVAILABLE TUNABLE-WHITE CCT



### LUMEN OUTPUT



STANDARD

### TECHNICAL INFORMATION

<b>Input Voltage</b>	12-volt DC
<b>Color Temperature (Kelvin)</b>	Tunable CCT from 2700K–5000K and all white light temperatures in between
<b>CRI (Color Rendering Index)</b>	90+
<b>LED Type</b>	SMD 2835
<b>Lumens</b>	300 lumens per foot
<b>Max Run</b>	Recommended maximum run length is 16 ft. (5 m) for single-side powering. For longer runs, power from both ends of the tape light.
<b>Dimmable</b>	5%–100%
<b>Rating</b>	cULus Listed
<b>Rated Life</b>	50,000 hrs
<b>LED Beam Angle</b>	120°
<b>LED Spacing</b>	1/4"
<b>Mounting</b>	3M™ 300LSE waterproof adhesive tape on back of tape lighting
<b>Wiring</b>	20/2 stranded or solid
<b>Operating Temperature</b>	-4°F to 140°F (-20°C to 60°C)
<b>Environment</b>	Damp, wet, dry locations
<b>Construction Material</b>	Heat-resistant PCB, micro-waterproof spray silicone IP65-rated
<b>Warranty</b>	5 years

### APPLICATIONS

Kitchens

Bathrooms

Laundry Rooms

Closets

For additional application help and suggestions, call Design Services at 866-848-9094



Scan to view installation video  
<https://delivr.com/2nxye>





## 12V Ordering information: 1 zone, 1area

300 Lumens/ft. 12-volt, 16 ft. LED Tape Lighting Kit with Wireless Controller

	QTY	Description	Component Part Numbers
<b>Wireless Controller Kit</b> <b>1-Zone, 1-Area, smart home compatible</b> <b>L-TK1Z1A-16</b>	1	16 ft. roll, 12-volt, 300 lumens/ft. tunable-white LED tape lighting with patented TandemLED™ Technology, cuttable approximately every 1"	L-T600-16-MW
	1	Tunable-white wireless RF controller for on/off, dimming, and white color temperature tuning, one-zone	T-T-1Z-WC-RF
	1	White decora-style wall plate (option for mounting controller)	T-DPL-WT
	1	WAV Smart Receiver/Power Supply, 60-watts maximum, 12-volt DC	T-T-WAV-60W-PSR
	1	Female barrel connector	T-FBC
	1	25 ft. roll 20-2 gauge in-wall rated stranded connection wire	T-CW20G-STR-25
	2	Tape light-to-wire screw-down connector (12 pieces total)	L-8MM-EZ6PK-W
	1	Task Lighting & Power multi-bit screwdriver	T-TOOL-SD1
	1	3M™ adhesion wipe for prepping mounting surface	L-APW-4298



## 12V Ordering information: 1 zone, 1area

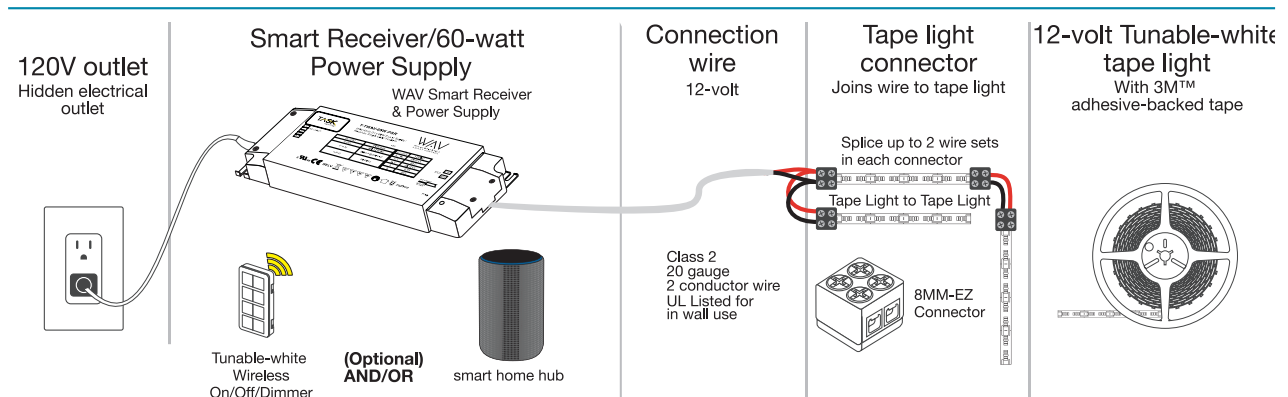
300 Lumens/ft. 12-volt, 16 ft. LED Tape Lighting Kit with Wired Controller

	QTY	Description	Component Part Numbers
<b>Wired Controller Kit</b> <b>1-Zone, 1-Area, not smart home compatible</b> <b>L-TWCK-16</b>	1	16 ft. roll, 12-volt, 300 lumens/ft. tunable-white LED tape lighting with patented TandemLED™ technology, cuttable approximately every 1"	L-T600-16-MW
	1	Tunable-white wired controller for on/off, dimming, and white color temperature tuning (96-watts)	T-TIL-96
	1	12-volt, 60-watt plug-in power supply	T-60W-12V-PI
	1	Female barrel connector	T-FBC
	1	25 ft. roll 20-2 gauge in-wall rated stranded connection wire	T-CW20G-STR-25
	2	Tape light-to-wire screw-down connector (12 pieces total)	L-8MM-EZ6PK-W
	1	Task Lighting & Power multi-bit screwdriver	T-TOOL-SD1
	1	3M™ adhesion wipe for prepping mounting surface	L-APW-4298



### EXAMPLE: BASIC TUNABLE-WHITE LIGHTING WIRELESS KIT WIRING DIAGRAM

**Step 1.** Connect receiver/power supply to tape light → **Step 2.** Pair receiver/power supply to wireless controller or smart home hub → **Step 3.** Plug receiver/power supply into wall outlet



# 12-Volt, 225 Lumens/Ft. LED Tape Lighting Kits

## Single-white LED Lighting

All-inclusive LED tape lighting kit with protective IP65-rated micro-waterproof coating, single-white tape lighting, power supply, connectors, and wireless control system



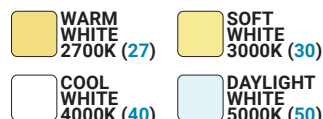
Field cuttable approximately every 1"



### ABOUT THE PRODUCT

- Easy to cut and reconnect in the field with included screw-down connectors
- Wireless dimming system for easy lighting control
- No Ultraviolet (UV) or Infrared (IR)
- 50,000 hour LED life at 70% lumen maintenance
- UL listed

### AVAILABLE CCT



### LUMEN OUTPUT



### TECHNICAL INFORMATION

<b>Input Voltage</b>	12-volt DC
<b>Color Temperature (Kelvin)</b>	Warm White 2700K (27) Soft White 3000K (30) Cool White 4000K (40) Daylight White 5000K (50)
<b>CRI (Color Rendering Index)</b>	90+
<b>LED Type</b>	SMD 2835
<b>Lumens</b>	225 lumens per foot
<b>Max Run</b>	Recommended maximum run length is 16 ft. (5 m) for single-side powering. For longer runs, power from both ends of the tape light.
<b>Dimmable</b>	5%–100%
<b>Rating</b>	cULus Listed
<b>Rated Life</b>	50,000 hrs
<b>LED Beam Angle</b>	120°
<b>LED Spacing</b>	3/8"
<b>Mounting</b>	3M™ 300LSE waterproof adhesive tape on back of tape lighting
<b>Wiring</b>	20/2 stranded or solid
<b>Operating Temperature</b>	-4°F to 140°F (-20°C to 60°C)
<b>Environment</b>	Damp, wet, dry locations
<b>Construction Material</b>	Heat-resistant PCB, micro-waterproof spray silicone IP65-rated
<b>Warranty</b>	5 years

### APPLICATIONS

Kitchens

Bathrooms

Laundry Rooms

Closets

For additional application help and suggestions, call Design Services at 866-848-9094



Scan to view installation video  
<https://delivr.com/2d8p8>



**12V** Ordering information: 1 zone, 1area

225 Lumens/ft. 12-volt, 16 ft. LED Tape Lighting Kit with Uno Wireless Controller

	QTY	Description	Component Part Numbers
<b>Uno Wireless Controller Kit</b> <b>1-Zone, 1-Area,</b> <b>16 ft. Single-white LED tape lighting</b> <b>L-VUK1Z1A-16-Temp</b>	1	16 ft. roll, 12-volt, 225 lumens/ft. single-white LED tape lighting, cuttable approximately every 1"	L-VMW600-16
	1	Four zone wireless RF controller for on/off/dimming	T-Q-1Z-WC-RF-WT
	1	White decora-style wall plate (option for mounting controller)	T-DPL-WT
	1	Receiver (12-volt, 96-watt maximum)	T-Q-WR96
	1	12-volt, 60-watt plug-in power supply	T-60W-12V-PI
	1	Female barrel connector	T-FBC
	1	25 ft. roll 20-2 gauge in-wall rated stranded connection wire	T-CW20G-STR-25
	2	Tape light-to-wire screw-down connector (12 pieces total)	L-8MM-EZ6PK-W
	1	Task Lighting & Power multi-bit screwdriver	T-TOOL-SD1
	1	3M™ adhesion wipe for prepping mounting surface	L-APW-4298

**12V** Ordering information: 2 zone, 2area

225 Lumens/ft. 12-volt, 16 ft. LED Tape Lighting Kit with Duo Wireless Controller

	QTY	Description	Component Part Numbers
<b>Duo Wireless Controller Kit</b> <b>2-Zone, 2-Area,</b> <b>16 ft. Single-white LED tape lighting</b> <b>L-VK2Z2A-16-Temp</b>	1	16 ft. roll, 12-volt, 225 lumens/ft. single-white LED tape lighting, cuttable approximately every 1"	L-VMW600-16
	1	Two zone wireless RF controller for on/off/dimming	T-Q-2Z-WC-RF-WT
	1	White decora-style wall plate (option for mounting controller)	T-DPL-WT
	2	Receiver (12-volt, 96-watt maximum)	T-Q-WR96
	2	12-volt, 60-watt plug-in power supply	T-60W-12V-PI
	2	Female barrel connector	T-FBC
	1	50 ft. roll 20-2 gauge in-wall rated stranded connection wire	T-CW20G-STR-50
	3	Tape light-to-wire screw-down connector (18 pieces total)	L-8MM-EZ6PK-W
	1	Task Lighting & Power multi-bit screwdriver	T-TOOL-SD1
	2	3M™ adhesion wipe for prepping mounting surface	L-APW-4298

**12V** Ordering information: 2 zone, 2 area

225 Lumens/ft. 12-volt, 32 ft. LED Tape Lighting Kit with Duo Wireless Controller

	QTY	Description	Component Part Numbers
<b>Duo Wireless Controller Kit</b> <b>2-Zone, 2-Area,</b> <b>32 ft. Single-white LED tape lighting</b> <b>L-VK2Z2A-32-Temp</b>	2	16 ft. roll, 12-volt, 225 lumens/ft. single-white LED tape lighting, cuttable approximately every 1"	L-VMW600-16
	1	Two-zone wireless RF controller for on/off/dimming	T-Q-2Z-WC-RF-WT
	1	White decora-style wall plate (option for mounting controller)	T-DPL-WT
	2	Receiver (12-volt, 96-watt maximum)	T-Q-WR96
	2	12-volt, 60-watt plug-in power supply	T-60W-12V-PI
	2	Female barrel connector	T-FBC
	1	50 ft. roll 20-2 gauge in-wall rated stranded connection wire	T-CW20G-STR-50
	3	Tape light-to-wire screw-down connector (18 pieces total)	L-8MM-EZ6PK-W
	1	Task Lighting & Power multi-bit screwdriver	T-TOOL-SD1
	2	3M™ adhesion wipe for prepping mounting surface	L-APW-4298



# 12-Volt, 225 Lumens/Ft. LED Tape Lighting Kits

## Single-white LED Lighting (continued)

All-inclusive LED tape lighting kit with protective IP65-rated micro-waterproof coating, single-white tape lighting, power supply, connectors, and wireless control system



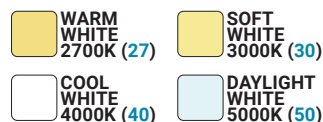
Field cuttable approximately every 1"



### ABOUT THE PRODUCT

- Easy to cut and reconnect in the field with included screw-down connectors
- Wireless dimming system for easy lighting control
- No Ultraviolet (UV) or Infrared (IR)
- 50,000 hour LED life at 70% lumen maintenance
- UL listed

### AVAILABLE CCT



### LUMEN OUTPUT



### TECHNICAL INFORMATION

<b>Input Voltage</b>	12-volt DC
<b>Color Temperature (Kelvin)</b>	Warm White 2700K (27) Soft White 3000K (30) Cool White 4000K (40) Daylight White 5000K (50)
<b>CRI (Color Rendering Index)</b>	90+
<b>LED Type</b>	SMD 2835
<b>Lumens</b>	225 lumens per foot
<b>Max Run</b>	Recommended maximum run length is 16 ft. (5 m) for single-side powering. For longer runs, power from both ends of the tape light.
<b>Dimmable</b>	5%–100%
<b>Rating</b>	cULus Listed
<b>Rated Life</b>	50,000 hrs
<b>LED Beam Angle</b>	120°
<b>LED Spacing</b>	3/8"
<b>Mounting</b>	3M™ 300LSE waterproof adhesive tape on back of tape lighting
<b>Wiring</b>	20/2 stranded or solid
<b>Operating Temperature Environment</b>	-4°F to 140°F (-20°C to 60°C)
<b>Construction Material</b>	Heat-resistant PCB, micro-waterproof spray silicone IP65-rated
<b>Warranty</b>	5 years

### APPLICATIONS

- Kitchens
- Bathrooms
- Laundry Rooms
- Closets



Scan to view installation video  
<https://delivr.com/2d8p8>

For additional application help and suggestions, call Design Services at 866-848-9094



**12V** Ordering information: 1 zone, 1area

225 Lumens/ft. 12-volt, 16 ft. LED Tape Lighting Kit with Quattro Wireless Controller

	QTY	Description	Component Part Numbers
<b>Quattro Wireless Controller Kit</b> <b>1-Zone, 1-Area,</b> <b>16 ft. Single-white LED tape lighting</b> <b>L-VK1Z1A-16-Temp</b>	1	16 ft. roll, 12-volt, 225 lumens/ft. single-white LED tape lighting, cuttable approximately every 1"	L-VMW600-16
	1	One zone wireless RF controller for on/off/dimming	T-Q-4Z-WC-RF-WT
	1	White decora-style wall plate (option for mounting controller)	T-DPL-WT
	1	Receiver (12-volt, 96-watt maximum)	T-Q-WR96
	1	12-volt, 60-watt plug-in power supply	T-60W-12V-PI
	1	Female barrel connector	T-FBC
	1	25 ft. roll 20-2 gauge in-wall rated stranded connection wire	T-CW20G-STR-25
	2	Tape light-to-wire screw-down connector (12 pieces total)	L-8MM-EZ6PK-W
	1	Task Lighting & Power multi-bit screwdriver	T-TOOL-SD1
	1	3M™ adhesion wipe for prepping mounting surface	L-APW-4298



**12V** Ordering information: 3 zone, 3area

225 Lumens/ft. 12-volt, 49 ft. LED Tape Lighting Kit with Quattro Wireless Controller

	QTY	Description	Component Part Numbers
<b>Quattro Wireless Controller Kit</b> <b>3-Zone, 3-Area,</b> <b>49 ft. Single-white LED tape lighting</b> <b>L-VK3Z3A-49-Temp</b>	3	16 ft. roll, 12-volt, 225 lumens/ft. single-white LED tape lighting, cuttable approximately every 1"	L-VMW600-16
	1	Four zone wireless RF controller for on/off/dimming	T-Q-4Z-WC-RF-WT
	1	White decora-style wall plate (option for mounting controller)	T-DPL-WT
	3	Receiver (12-volt, 96-watt maximum)	T-Q-WR96
	3	12-volt, 60-watt plug-in power supply	T-60W-12V-PI
	3	Female barrel connector	T-FBC
	1	100 ft. roll 20-2 gauge in-wall rated stranded connection wire	T-CW20G-STR-100
	4	Tape light-to-wire screw-down connector (24 pieces total)	L-8MM-EZ6PK-W
	1	Task Lighting & Power multi-bit screwdriver	T-TOOL-SD1
	3	3M™ adhesion wipe for prepping mounting surface	L-APW-4298



**12V** Ordering information: 4 zone, 4 area

225 Lumens/ft. 12-volt, 65 ft. LED Tape Lighting Kit with Quattro Wireless Controller

	QTY	Description	Component Part Numbers
<b>Quattro Wireless Controller Kit</b> <b>4-Zone, 4-Area,</b> <b>65 ft. Single-white LED tape lighting</b> <b>L-VK4Z4A-65-Temp</b>	4	16 ft. roll, 12-volt, 225 lumens/ft. single-white LED tape lighting, cuttable approximately every 1"	L-VMW600-16
	1	Four zone wireless RF controller for on/off/dimming	T-Q-4Z-WC-RF-WT
	1	White decora-style wall plate (option for mounting controller)	T-DPL-WT
	4	Receiver (12-volt, 96-watt maximum)	T-Q-WR96
	2	12-volt, 96-watt plug-in power supply	T-96W-12V-PI
	2	12-volt, 60-watt plug-in power supply	T-60W-12V-PI
	4	Female barrel connector	T-FBC
	1	100 ft. roll 20-2 gauge in-wall rated stranded connection wire	T-CW20G-STR-100
	5	Tape light-to-wire screw-down connector (30 pieces total)	L-8MM-EZ6PK-W
	1	Task Lighting & Power multi-bit screwdriver	T-TOOL-SD1
	4	3M™ adhesion wipe for prepping mounting surface	L-APW-4298



# 12-Volt, 120 Lumens/Ft. LED Tape Lighting Kits

## Single-white LED Lighting

All-inclusive LED tape lighting kit with protective IP65-rated micro-waterproof coating, single-white tape lighting, power supply, connectors, and wireless control system



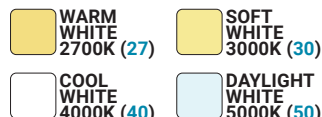
Field cuttable approximately every 2"



### ABOUT THE PRODUCT

- Easy to cut and reconnect in the field with included screw-down connectors
- Wireless dimming system for easy lighting control
- No Ultraviolet (UV) or Infrared (IR)
- 50,000 hour LED life at 70% lumen maintenance
- UL listed

### AVAILABLE CCT



### LUMEN OUTPUT



### TECHNICAL INFORMATION

<b>Input Voltage</b>	12-volt DC
<b>Color Temperature (Kelvin)</b>	Warm White 2700K (27) Soft White 3000K (30) Cool White 4000K (40) Daylight White 5000K (50)
<b>CRI (Color Rendering Index)</b>	90+
<b>LED Type</b>	SMD 2835
<b>Lumens</b>	120 lumens per foot
<b>Max Run</b>	Recommended maximum run length is 16 ft. (5 m) for single-side powering. For longer runs, power from both ends of the tape light.
<b>Dimmable</b>	5%–100%
<b>Rating</b>	cULus Listed
<b>Rated Life</b>	50,000 hrs
<b>LED Beam Angle</b>	120°
<b>LED Spacing</b>	11/16"
<b>Mounting</b>	3M™ 300LSE waterproof adhesive tape on back of tape lighting
<b>Wiring</b>	20/2 stranded or solid
<b>Operating Temperature</b>	-4°F to 140°F (-20°C to 60°C)
<b>Environment</b>	Damp, wet, dry locations
<b>Construction Material</b>	Heat-resistant PCB, micro-waterproof spray silicone IP65-rated
<b>Warranty</b>	5 years

### APPLICATIONS

Kitchens

Bathrooms

Laundry Rooms

Closets

For additional application help and suggestions, call Design Services at 866-848-9094



Scan to view installation video  
<https://delivr.com/2d8p8>



## 12V Ordering information: 1 zone, 1 area

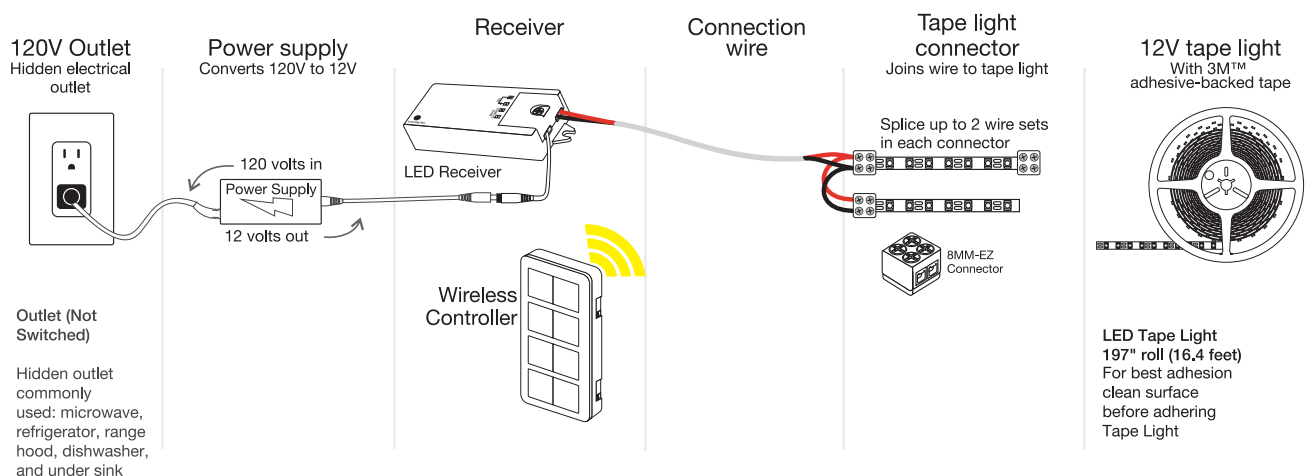
120 Lumens/ft. 12-volt, 16 ft. LED Tape Lighting kit with Uno Wireless Controller

	QTY	Description	Component Part Numbers
<b>Uno Wireless Controller Kit</b> <b>1-Zone, 1-Area,</b> <b>16 ft. Single-white LED tape lighting</b> <b>L-RK1Z1A-16-Temp</b>	1	16 ft. roll, 12-volt, 120 lumens/ft. single-white LED tape lighting, cuttable approximately every 2"	L-RMW300-16
	1	One zone wireless RF controller for on/off/dimming	T-Q-1Z-WC-RF-WT
	1	White decora-style wall plate (option for mounting controller)	T-DPL-WT
	1	Receiver (12-volt, 96-watt maximum)	T-Q-WR96
	1	12-volt, 60-watt plug-in power supply	T-60W-12V-PI
	1	Female barrel connector	T-FBC
	1	25 ft. roll 20-2 gauge in-wall rated stranded connection wire	T-CW20G-STR-25
	2	Tape light-to-wire screw-down connector (12 pieces total)	L-8MM-EZ6PK-W
	1	Task Lighting & Power multi-bit screwdriver	T-TOOL-SD1
	1	3M™ adhesion wipe for prepping mounting surface	L-APW-4298



### EXAMPLE: BASIC SINGLE-WHITE LIGHTING WIRELESS KIT HOOKUP DIAGRAM

**Step 1.** Connect power supply to receiver → **Step 2.** Connect receiver to tape light → **Step 3.** Mount tape light and pair controller



## Expansion pack options for wireless controller kits

Why use an expansion pack? Order an expansion pack to add a zone or an area to your project. Expansion packs can be purchased at any time to add to existing lighting. When adding a zone to a kit, you may also need to upgrade the controller to accommodate the extra zone.

### 12V Expansion Pack to add a zone: Single-white Wireless Controller Kits (not for smart home compatible kits)

	QTY	DESCRIPTION	COMPONENT PART NUMBERS
<b>Add a Zone</b>	1	Receiver (12-volt, 96-watt maximum)	T-Q-WR96
<b>L-Q-EP1Z</b>	1	Tape light-to-wire screw-down connector (6 pieces total)	L-8MM-EZ6PK-W



### 12V Expansion Pack to add an area: Single-white Wireless Controller Kits (not for smart home compatible kits)

	QTY	DESCRIPTION	COMPONENT PART NUMBERS
<b>Add an Area or a Zone</b>	1	Receiver (12-volt, 96-watt maximum)	T-Q-WR96
<b>L-Q-EP1Z1A</b>	1	Tape light-to-wire screw-down connector (6 pieces total)	L-8MM-EZ6PK-W
	1	12-volt, 60-watt plug-in power supply	T-60W-12V-PI



# 12-Volt, 225 Lumens/Ft. LED Tape Lighting Kits

## Single-white LED Lighting

All-inclusive LED tape lighting kit with protective IP65-rated micro-waterproof coating, single-white tape lighting, power supply, connectors, and touch dimmer control system



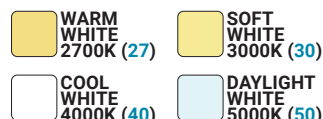
Field cuttable approximately every 1"



### ABOUT THE PRODUCT

- Easy to cut and reconnect in the field with included screw-down connectors
- Touch dimmer for simple lighting control
- No Ultraviolet (UV) or Infrared (IR)
- 50,000 hour LED life at 70% lumen maintenance
- UL listed

### AVAILABLE CCT



### AVAILABLE LUMEN OUTPUTS



### TECHNICAL INFORMATION

<b>Input Voltage</b>	12-volt DC
<b>Color Temperature (Kelvin)</b>	Warm White 2700K (27) Soft White 3000K (30) Cool White 4000K (40) Daylight White 5000K (50)
<b>CRI (Color Rendering Index)</b>	90+
<b>LED Type</b>	SMD 2835
<b>Lumens</b>	225 lumens per foot
<b>Max Run</b>	Recommended maximum run length is 16 ft. (5 m) for single-side powering. For longer runs, power from both ends of the tape light.
<b>Dimmable</b>	5%–100%
<b>Rating</b>	cULus Listed
<b>Rated Life</b>	50,000 hrs
<b>LED Beam Angle</b>	120°
<b>LED Spacing</b>	3/8"
<b>Mounting</b>	3M™ 300LSE waterproof adhesive tape on back of tape lighting
<b>Wiring</b>	20/2 stranded or solid
<b>Operating Temperature</b>	-4°F to 140°F (-20°C to 60°C)
<b>Environment</b>	Damp, wet, dry locations
<b>Construction Material</b>	Heat-resistant PCB, micro-waterproof spray silicone IP65-rated
<b>Warranty</b>	5 years

### APPLICATIONS

Kitchens

Bathrooms

Laundry Rooms

Closets

For additional application help and suggestions, call Design Services at 866-848-9094



Scan to view installation video  
<https://delivr.com/2vk42>





## 12V Ordering information

225 Lumens/ft. 12-volt, 16 ft. LED Tape Lighting Kit with touch dimmer

**Touch Dimmer Kit**  
**16 ft. Single-white**  
**LED tape lighting**  
**L-VTDK-16-Temp**

QTY	Description	Component Part Numbers
1	16 ft. roll, 12-volt, 225 lumens/ft. single-white LED tape lighting, cuttable approximately every 1"	L-VMW600-16
1	Touch Dimmer Switch for on/off and dimming (60-watt)	T-TDS-60W
1	12-volt, 60-watt plug-in power supply	T-60W-12V-PI
2	Female barrel connector	T-FBC
2	Male barrel connector	T-MBC
1	25 ft. roll 20-2 gauge in-wall rated stranded connection wire	T-CW20G-STR-25
2	Tape light-to-wire screw-down connector (12 pieces total)	L-8MM-EZ6PK-W
1	Task Lighting & Power multi-bit screwdriver	T-TOOL-SD1
1	3M™ adhesion wipe for prepping mounting surface	L-APW-4298

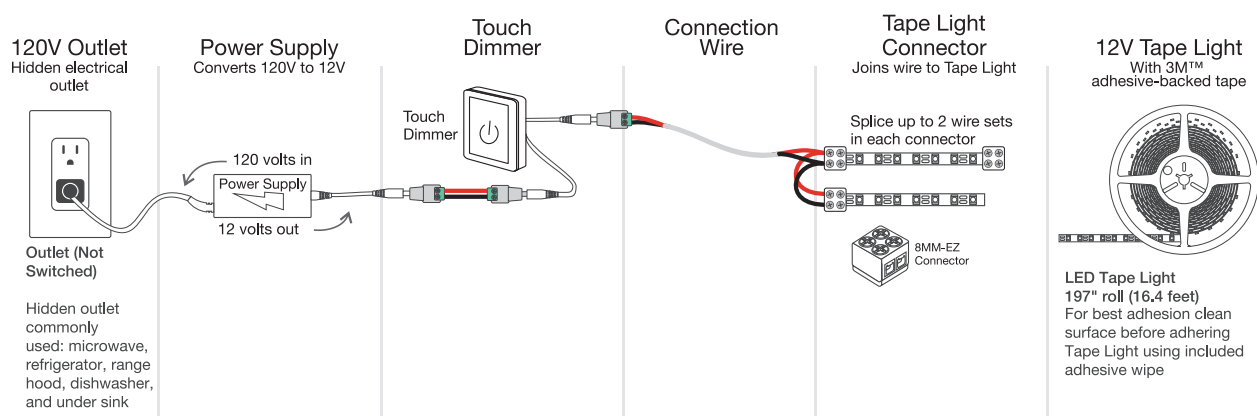


### EXAMPLE: BASIC SINGLE-WHITE TOUCH DIMMER KIT WIRING DIAGRAM

**Step 1.** Connect Power Supply to Touch Dimmer

**Step 2.** Connect Touch Dimmer to Tape Light

**Step 3.** Mount Touch Dimmer and Tape Light



Design By: Cabinet Genies



Design By: Artistic Cabinetry

# 12-Volt, 120 Lumens/Ft. LED Tape Lighting

## Single-white LED Tape Lighting Touch Dimmer Switch Kit

All-inclusive LED tape lighting kit with protective IP65-rated micro-waterproof coating, single-white tape lighting, power supply, connectors, and touch dimmer control system



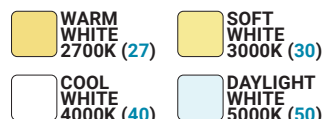
Field cuttable approximately every 2"



### ABOUT THE PRODUCT

- Easy to cut and reconnect in the field with included screw-down connectors
- Touch dimmer for simple lighting control
- No Ultraviolet (UV) or Infrared (IR)
- 50,000 hour LED life at 70% lumen maintenance
- UL listed

### AVAILABLE CCT



### AVAILABLE LUMEN OUTPUTS



### TECHNICAL INFORMATION

<b>Input Voltage</b>	12-volt DC
<b>Color Temperature (Kelvin)</b>	Warm White 2700K (27) Soft White 3000K (30) Cool White 4000K (40) Daylight White 5000K (50)
<b>CRI (Color Rendering Index)</b>	90+
<b>LED Type</b>	SMD 2835
<b>Lumens</b>	120 lumens per foot
<b>Max Run</b>	Recommended maximum run length is 16 ft. (5 m) for single-side powering. For longer runs, power from both ends of the tape light.
<b>Dimmable</b>	5%–100%
<b>Rating</b>	cULus Listed
<b>Rated Life</b>	50,000 hrs
<b>LED Beam Angle</b>	120°
<b>LED Spacing</b>	11/16"
<b>Mounting</b>	3M™ 300LSE waterproof adhesive tape on back of tape lighting
<b>Wiring</b>	20/2 stranded or solid
<b>Operating Temperature Environment</b>	-4°F to 140°F (-20°C to 60°C)
<b>Construction Material</b>	Heat-resistant PCB, micro-waterproof spray silicone IP65-rated
<b>Warranty</b>	5 years

### APPLICATIONS

- Kitchens
- Bathrooms
- Laundry Rooms
- Closets



Scan to view installation video  
<https://delivr.com/2vk42>

For additional application help and suggestions, call Design Services at 866-848-9094



## 12V Ordering information

120 Lumens/ft. 12-volt, 16 ft. LED Tape Lighting Kit with touch dimmer

	QTY	Description	Component Part Numbers
<b>Touch Dimmer Kit</b> <b>16 ft. Single-white LED tape lighting</b> <b>L-RTDK-16-Temp</b>	1	16 ft. roll, 12-volt, 120 lumens/ft. single-white LED tape lighting, cuttable approximately every 2"	L-RMW300-16
	1	Touch Dimmer Switch for on/off/dimming (60-watt)	T-TDS-60W
	1	12-volt, 24-watt plug-in power supply	T-24W-12V-PI
	2	Female barrel connector	T-FBC
	2	Male barrel connector	T-MBC
	1	25 ft. roll 20-2 gauge in-wall rated stranded connection wire	T-CW20G-STR-25
	2	Tape light-to-wire screw-down connector (12 pieces total)	L-8MM-EZ6PK-W
	1	Task Lighting & Power multi-bit screwdriver	T-TOOL-SD1
	1	3M™ adhesion wipe for prepping mounting surface	L-APW-4298



### EXAMPLE: BASIC SINGLE-WHITE TOUCH DIMMER KIT WIRING DIAGRAM

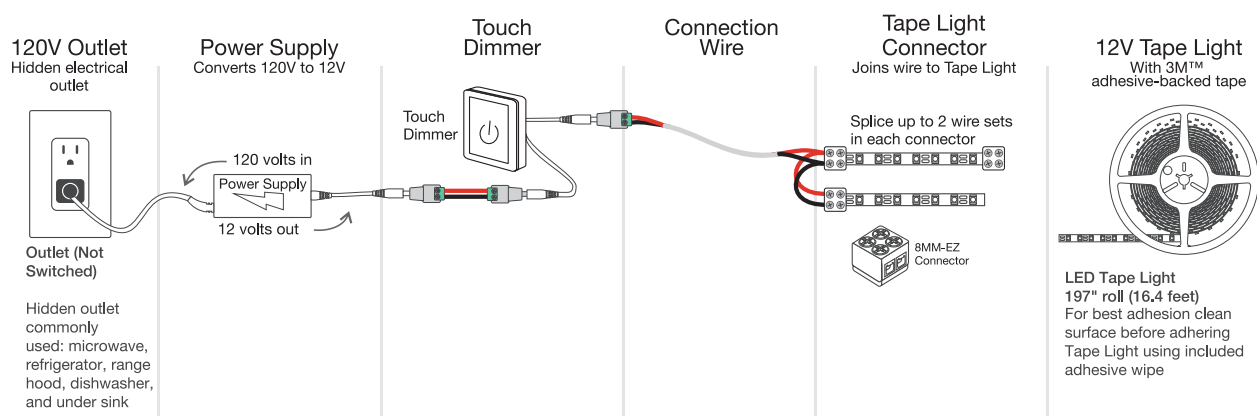
**Step 1.** Connect Power Supply to Touch Dimmer



**Step 2.** Connect Touch Dimmer to Tape Light



**Step 3.** Mount Touch Dimmer and Tape Light



Design By: Artistic Cabinetry



Design By: Artistic Cabinetry

# 12-Volt, 130 Lumens/Ft. LED Tape Lighting

## Multi-color RGB LED Lighting

All-inclusive LED tape lighting kit with protective IP65-rated micro-waterproof coating, multi-color tape lighting, power supply, connectors, and wireless control system



Field cuttable approximately every 2"



### ABOUT THE PRODUCT

- Easy to cut and reconnect in the field with included snap connectors
- Wireless dimming system for easy lighting control
- No Ultraviolet (UV) or Infrared (IR)
- 50,000 hour LED life at 70% lumen maintenance
- UL listed

### LUMEN OUTPUT



### TECHNICAL INFORMATION

<b>Input Voltage</b>	12-volt DC
<b>LED Type</b>	SMD 2835
<b>Lumens</b>	130 lumens per foot
<b>Max Run</b>	Recommended maximum run length is 16 ft. (5 m) for single-side powering. For longer runs, power from both ends of the tape light.
<b>Dimmable</b>	5%–100%
<b>Rating</b>	cULus Listed
<b>Rated Life</b>	50,000 hrs
<b>LED Beam Angle</b>	120°
<b>LED Spacing</b>	3/8"
<b>Mounting</b>	3M™ 300LSE waterproof adhesive tape on back of tape lighting
<b>Wiring</b>	20/2 stranded or solid
<b>Operating Temperature</b>	-4°F to 140°F (-20°C to 60°C)
<b>Environment</b>	Damp, wet, dry locations
<b>Construction Material</b>	Heat-resistant PCB, micro-waterproof spray silicone IP65-rated
<b>Warranty</b>	5 years

### APPLICATIONS

Kitchens

Entertainment areas

Bathrooms

Outdoors

For additional application help and suggestions, call Design Services at 866-848-9094



Scan to view installation video  
<https://delivr.com/2v6by>



## 12V Ordering information: 1 zone, 1 area

130 Lumens/ft. 12-volt LED Tape Lighting Kit with wireless controller, 1 zone, 1 area

	QTY	Description	Component Part Numbers
<b>Wireless Controller Kit</b> <b>1-Zone, 1-Area,</b> <b>16 ft. Multi-color LED tape lighting</b> <b>L-RGBK1Z1A-16</b>	1	16 ft. roll, 12-volt, 130 lumens/ft. multi-color LED tape lighting, cuttable approximately every 2"	L-RGB-M300-16
	1	One zone RGB wireless RF controller for on/off, dimming, and color changing	T-C-RGBWC-RF-WT
	1	White decora-style wall plate (option for mounting controller)	T-DPL-WT
	1	RGB receiver (12-volt, 180-watt maximum)	T-C-RGB180
	1	12-volt, 60-watt plug-in power supply	T-60W-12V-PI
	1	Female barrel connector	T-FBC
	1	25 ft. roll 4-wire in-wall rated stranded connection wire	L-RGB-4C-WIRE
	6	Tape light to 4-wire snap connectors (6 pieces total)	L-10MM-RGB-SC
	1	Task Lighting & Power multi-bit screwdriver	T-TOOL-SD1
	1	3M™ adhesion wipe for prepping mounting surface	L-APW-4298



### EXAMPLE: BASIC MULTI-COLOR LIGHTING WIRELESS KIT WIRING DIAGRAM

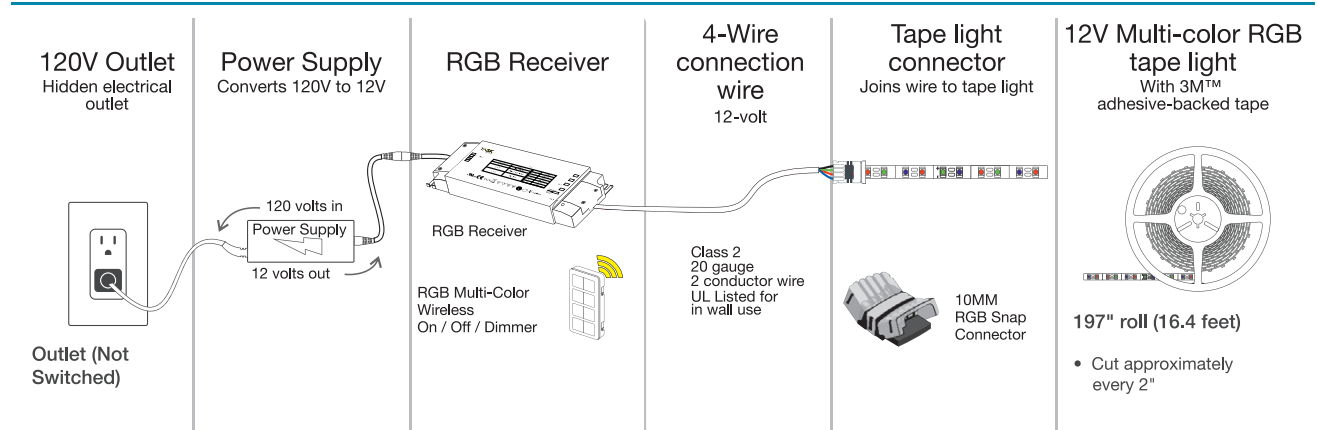
**Step 1.** Connect power supply to receiver



**Step 2.** Connect receiver to tape light



**Step 3.** Pair receiver to wireless controller



# 12-Volt, 120 Lumens/Ft. LED Tape Lighting Kit

## Doppler motion sensor switch vanity night light kit

All-inclusive LED tape lighting kit with protective IP65-rated micro-waterproof coating, single-white tape lighting, power supply, connectors, and motion activated sensor

Field cuttable approximately every 2"



### ABOUT THE PRODUCT

- Easy to cut and reconnect in the field with included screw-down connectors
- Motion sensor with Doppler technology for detecting motion to turn lights on/off
- Easily install sensor in a vanity to hide out of sight while still detecting motion through up to 2" vanity cabinet panels
- No Ultraviolet (UV) or Infrared (IR)
- 50,000 hour LED life at 70% lumen maintenance
- UL listed

### AVAILABLE CCT



### LUMEN OUTPUT



### TECHNICAL INFORMATION

<b>Input Voltage</b>	12-volt DC
<b>Color Temperature (Kelvin)</b>	Cool White 4000K (40)
<b>CRI (Color Rendering Index)</b>	90+
<b>LED Type</b>	SMD 2835
<b>Lumens</b>	120 lumens per foot
<b>Max Run</b>	Recommended maximum run length is 16 ft. (5 m) for single-side powering. For longer runs, power from both ends of the tape light.
<b>Dimmable</b>	5%–100%
<b>Rating</b>	cULus Listed
<b>Rated Life</b>	50,000 hrs
<b>LED Beam Angle</b>	120°
<b>LED Spacing</b>	3/8"
<b>Mounting</b>	3M™ 300LSE waterproof adhesive tape on back of tape lighting
<b>Wiring</b>	20/2 stranded or solid
<b>Operating Temperature</b>	-4°F to 140°F (-20°C to 60°C)
<b>Environment</b>	Damp, wet, dry locations
<b>Construction Material</b>	Heat-resistant PCB, micro-waterproof spray silicone IP65-rated
<b>Warranty</b>	5 years

### APPLICATIONS

Under vanity

Shelf

Closet

Toe-kick

For additional application help and suggestions, call Design Services at 866-848-9094



Scan to view installation video  
<https://delivr.com/2qc4h>



## 12V Ordering information

120 Lumens/ft. 12-volt, 5 ft. LED Tape Lighting Kit with Doppler Motion Sensor Switch

	QTY	Description	Component Part Numbers
<b>Vanity Night Light Kit</b> <b>60 In. Single-white</b> <b>LED tape lighting</b> <b>L-VNLK-05-40</b>	1	5 ft., 12-volt, 120 lumens/ft. single-white LED tape lighting, cuttable approximately every 2"	L-RMW300-16
	1	Doppler motion sensor switch (72-watt)	T-MSS-D-TS
	1	12-volt, 12-watt plug-in power supply	T-12W-12V-PI
	1	Female barrel connector	T-FBC
	1	25 ft. roll 20-2 gauge in-wall rated stranded connection wire	T-T-CW20G-STR-25
	1	Tape light-to-wire screw-down connector (6 pieces total)	L-8MM-EZ6PK-W
	1	Task Lighting & Power multi-bit screwdriver	T-TOOL-SD1
	1	3M™ adhesion wipe for prepping mounting surface	L-APW-4298



### EXAMPLE: DOPPLER MOTION SENSOR SWITCH KIT WIRING DIAGRAM

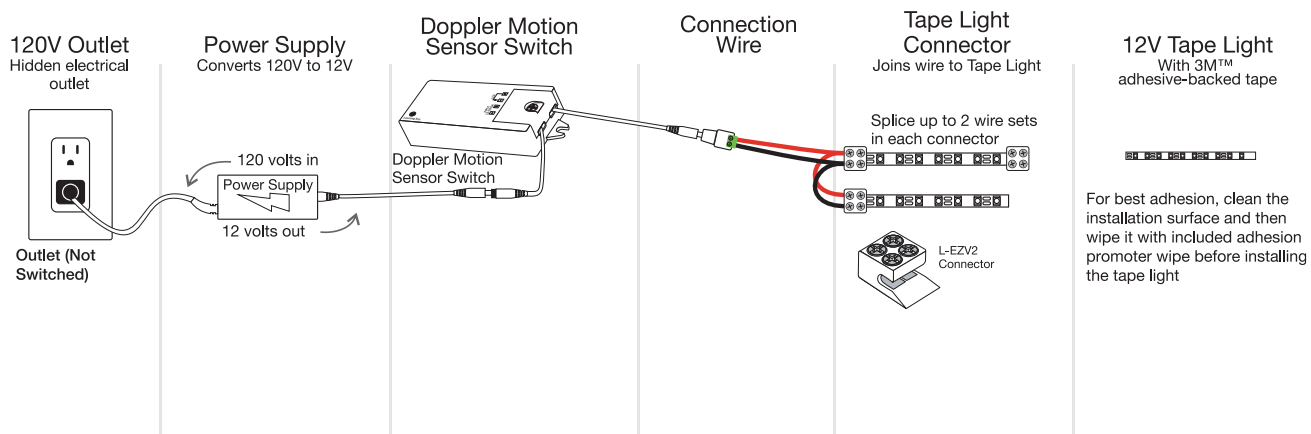
**Step 1.** Connect Power Supply to Sensor



**Step 2.** Connect Sensor to Tape Light



**Step 3.** Mount Sensor and Tape Lighting





# LED LINEAR FIXTURES FOR EASY INSTALLATION

## Assembled for Easy Installation

Fully assembled in our Kearney, Nebraska, factory for an easy, quick installation

## True Color Quality

Consistency of light output and color between fixtures creates a clean, even look in every design

## Expect Very Long Life

All LED Linear Fixtures are UL listed with a 5-year warranty and rated for 50,000 hours (8 hours a day for 17 years).



**KITCHENS**



**BATHROOMS**



Design By: Artistic Cabinetry

**HOME PUBS**



Design By: Cabinet Genies

**CLOSETS**



**LAUNDRY ROOMS**



Design By: Artistic Cabinetry

**BEDROOMS**



Design By: Artistic Cabinetry

**LIVING ROOMS**



Design By: Artistic Cabinetry

**COMMERCIAL SPACES**





What helps Task Lighting LED linear fixtures stand out against everyone else? They're designed with easy in mind! Easy to order. Easy to install. Easy to control. Take a look!

## LED Linear Fixtures designed for easy installation with professional results!

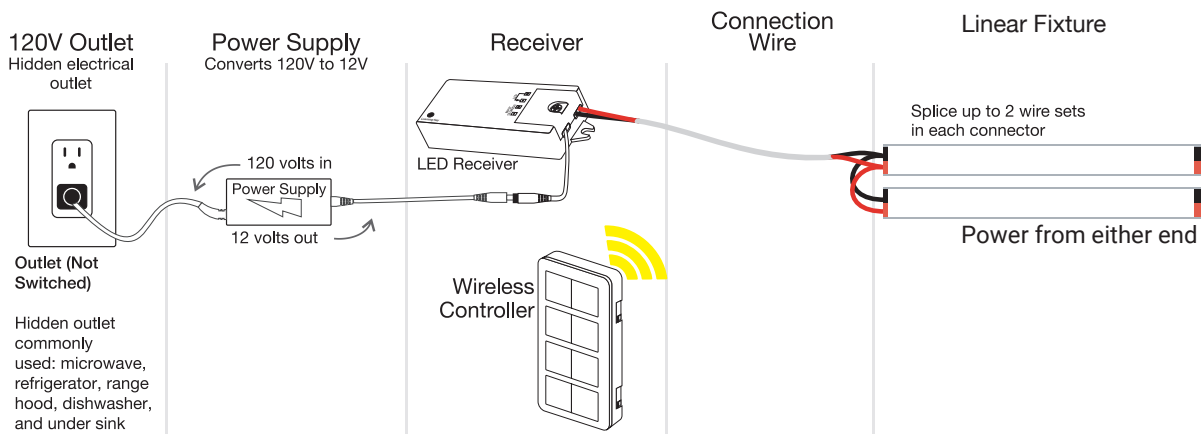
**Step 1.** Connect Power Supply to Receiver



**Step 2.** Connect Receiver to Linear Fixture



**Step 3.** Mount Linear Fixture and Pair Controller



## Linear Fixtures made easy to install

- Plug the power supply into an existing electrical outlet hidden behind the microwave, refrigerator, dishwasher, or under the sink
- Easily mount the receiver near the plug-in power supply
- Run connection wire through cabinets by drilling a tiny 1/4" hole for feed-through
- In less than 30 seconds, program the wireless controller for on/off and dimming
- Mount the wireless controller in a wall box, directly to a flat surface, or use as a remote

### It's easy to add lighting to any design

- Under the upper kitchen cabinets to light countertop workspaces
- Above the kitchen cabinets for attractive ambiance
- At the floor under kitchen cabinets for evening illumination
- Accent lighting on decks, in a bar area, bath, or spa to set the mood

### Like the lighting in this photo?

It's easy to do the same in your space. Order a plug-in power supply, LED lighting, wire, and a wireless control system to easily install this set-up in your space.



- Mount the linear fixtures under the cabinets and inside the cabinets
- Plug the power supply in above one of the cabinets so it's out of the way
- Use a wireless controller to easily adjust the white color temperature and brightness of your lights

Design By: Artistic Cabinetry

### Want tips on layouts and installation?

No problem! Contact our friendly in-house **Design Services at 866-848-9094 or email [DesignAndSupport@TaskLighting.com](mailto:DesignAndSupport@TaskLighting.com)**. They'll help with technical support, product questions, layout suggestions, and advice on the best products for your project.



**LIVE SUPPORT!**


# Illuminate any space with Linear Fixtures



No lighting used



Enhanced with LED Lighting



No lighting used



Enhanced with LED Lighting



No lighting used



Enhanced with LED Lighting

**24-volt, 600 Lumens/Ft. Tunable-white Lighting Fixtures**

page 116

Assembled fixtures in Flat, Angled, and Recessed profiles with higher light output.

**24-volt, 600 Lumens/Ft. Single-white Lighting Fixtures**

page 118

Assembled fixtures in Flat, Angled, and Recessed profiles with higher light output.

**24-volt, 400 Lumens/Ft. Tunable-white Lighting Fixtures**

page 120

Assembled fixtures in Flat, Angled, and Recessed profiles with high light output.

**24-volt, 400 Lumens/Ft. Single-white Lighting Fixtures**

page 122

Assembled fixtures in Flat, Angled, and Recessed profiles with high light output.

**24-volt, 300 Lumens/Ft. Tunable-white Lighting Fixtures**

page 124

Assembled fixtures in Flat, Angled, and Recessed profiles with standard light output.

**12-volt, 300 Lumens/Ft. Tunable-white Lighting Fixtures**

page 126

Assembled fixtures in Flat, Angled, and Recessed profiles with standard light output.

**24-volt, 225 Lumens/Ft. Single-white Lighting Fixtures**

page 128

Assembled fixtures in Flat, Angled, and Recessed profiles with standard light output.

**12-volt, 225 Lumens/Ft. Single-white Lighting Fixtures**

page 130

Assembled fixtures in Flat, Angled, and Recessed profiles with standard light output.

**24-volt, 120 Lumens/Ft. Single-white Lighting Fixtures**

page 132

Assembled fixtures in Flat, Angled, and Recessed profiles with accent light output.

**12-volt, 120 Lumens/Ft. Single-white Lighting Fixtures**

page 134


Assembled fixtures in Flat, Angled, and Recessed profiles with accent light output.

**12-volt, Cut-to-Length Tape Lighting and Linear Fixtures**

page 136

Custom cut lighting options available as tape lighting or assembled in flat, angled, or recessed profiles with three light output options.

Design By: Artistic Cabinetry



Flat linear fixture installed under a cabinet

Design By: Artistic Cabinetry



Angled linear fixture installed vertically for interior cabinet lighting



Flat linear fixture installed under a bar counter top

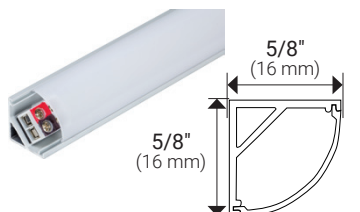
# 24-Volt, 600 Lumens/Ft. LED Linear Fixtures

## Tunable-white LED Lighting with TandemLED™ Technology



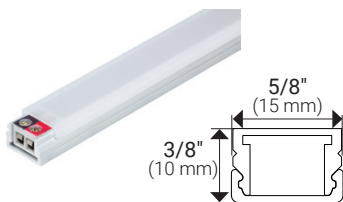
Fully assembled LED Linear Fixture featuring two-wire TandemLED™ Technology

### ANGLED PROFILE



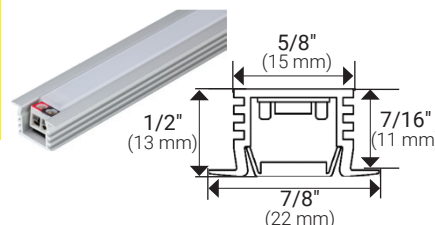
Fixture Cross-Section

### FLAT PROFILE



Fixture Cross-Section

### RECESSED PROFILE



Fixture Cross-Section

## ABOUT THE PRODUCT

- Tunable CCT from Warm White to Daylight White and all shades of white in between
- Tune the white light and adjust the brightness separately with required Wired or Wireless Controller
- Easy to install using the two-wire connectors on either end of the fixture
- Install mounting clips for the Angled and Flat Profiles for quick and easy installation
- 24-volt DC plug-in power supply required (order separately)
- Dimmable (with compatible dimmer)
- No Ultraviolet (UV) or Infrared (IR)
- 5/8" router recommended for recessed fixture
- Compatible with WAV Smart Control™ devices
- 50,000 hour LED life at 70% lumen maintenance
- UL listed

## ACCESSORIES

Find installation components on page 160

## AVAILABLE TUNABLE-WHITE CCT



## LUMEN OUTPUT



## TECHNICAL INFORMATION

<b>Input Voltage</b>	24-volt DC
<b>Color Temperature (Kelvin)</b>	Tunable CCT from 2700K–5000K and all white light temperatures in between
<b>CRI (Color Rendering Index)</b>	90+
<b>LED Type</b>	SMD 2835
<b>Lumens</b>	600 lumens per foot
<b>Max Run</b>	Recommended maximum run length is 16 ft. (5 m) for single-side powering. For longer runs, power from both ends.
<b>Dimmable</b>	5%–100%
<b>Rating</b>	cULus Listed
<b>Rated Life</b>	50,000 hrs
<b>LED Beam Angle</b>	120°
<b>LED Spacing</b>	1/4"
<b>Mounting</b>	Double stick tape (included) Mounting clips for angled and flat profiles (included)
<b>Wiring</b>	20/2 stranded or solid
<b>Operating Temperature</b>	-4°F to 140°F (-20°C to 60°C)
<b>Environment</b>	Damp, wet, dry locations
<b>Construction Material</b>	Heat-resistant 10 mm PCB, extruded aluminum, polycarbonate (lens)
<b>Warranty</b>	5 years

## APPLICATIONS

Angled	Flat	Recessed
Closet	Under cabinet	Fixed or floating shelves
	Closet	Frameless cabinets
		Closet

For additional application help and suggestions, call Design Services at 866-848-9094



# 24-Volt, 600 Lumens/Ft. LED Linear Fixtures

Tunable-white LED Lighting with TandemLED™ Technology

LED Lighting

## 24V Ordering Information

Wall Cabinet Width	Fixture Length	Watts Per Fixture	Lumens Per Fixture	Profile	Part Number
9"	5-11/16" (145 mm)	3	205	Angled	LT6P324V09-03W
				Flat	LT6P724V09-03W
				Recessed	LT6PX24V09-03W
12"	8-1/8" (206 mm)	4	293	Angled	LT6P324V12-04W
				Flat	LT6P724V12-04W
				Recessed	LT6PX24V12-04W
15"	10-5/8" (270 mm)	6	468	Angled	LT6P324V15-06W
				Flat	LT6P724V15-06W
				Recessed	LT6PX24V15-06W
18"	15-1/2" (394 mm)	7	555	Angled	LT6P324V18-07W
				Flat	LT6P724V18-07W
				Recessed	LT6PX24V18-07W
21"	18" (457 mm)	9	728	Angled	LT6P324V21-09W
				Flat	LT6P724V21-09W
				Recessed	LT6PX24V21-09W
24"	20-7/16" (519 mm)	10	815	Angled	LT6P324V24-10W
				Flat	LT6P724V24-10W
				Recessed	LT6PX24V24-10W
27"	22-7/8" (581 mm)	11	903	Angled	LT6P324V27-11W
				Flat	LT6P724V27-11W
				Recessed	LT6PX24V27-11W
30"	25-3/8" (645 mm)	13	1078	Angled	LT6P324V30-13W
				Flat	LT6P724V30-13W
				Recessed	LT6PX24V30-13W
33"	30-1/4" (768 mm)	14	1165	Angled	LT6P324V33-14W
				Flat	LT6P724V33-14W
				Recessed	LT6PX24V33-14W
36"	32-3/4" (832 mm)	15	1253	Angled	LT6P324V36-15W
				Flat	LT6P724V36-15W
				Recessed	LT6PX24V36-15W
39"	35-3/16" (894 mm)	17	1428	Angled	LT6P324V39-17W
				Flat	LT6P724V39-17W
				Recessed	LT6PX24V39-17W
42"	37-5/8" (956 mm)	18	1515	Angled	LT6P324V42-18W
				Flat	LT6P724V42-18W
				Recessed	LT6PX24V42-18W
45"	42-9/16" (1081 mm)	19	1603	Angled	LT6P324V45-19W
				Flat	LT6P724V45-19W
				Recessed	LT6PX24V45-19W
48"	45" (1143 mm)	21	1778	Angled	LT6P324V48-21W
				Flat	LT6P724V48-21W
				Recessed	LT6PX24V48-21W



Design By: Artistic Cabinetry



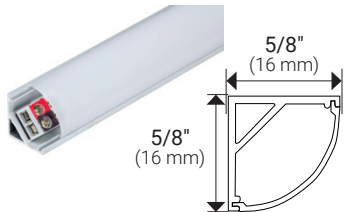
Design By: Artistic Cabinetry

# 24-Volt, 600 Lumens/Ft. LED Linear Fixtures

## Single-white LED Lighting

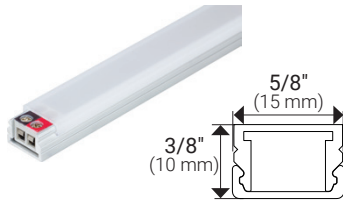
Fully assembled LED Linear Fixture

### ANGLED PROFILE



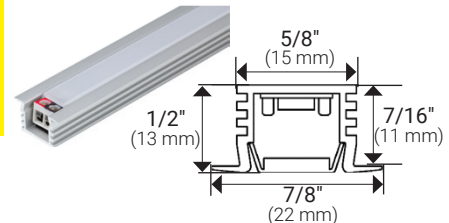
Fixture Cross-Section

### FLAT PROFILE



Fixture Cross-Section

### RECESSED PROFILE



Fixture Cross-Section

## ABOUT THE PRODUCT

- Easy to install using the two-wire connectors on either end of the fixture
- Install mounting clips for the Angled and Flat Profiles for quick and easy installation
- 24-volt DC plug-in or hardwired power supply required (order separately)
- Dimmable (with compatible dimmer)
- No Ultraviolet (UV) or Infrared (IR)
- 5/8" router recommended for recessed fixture
- Compatible with WAV Smart Control™ devices
- 50,000 hour LED life at 70% lumen maintenance
- UL listed

## ACCESSORIES

Find installation components on page 160

## AVAILABLE CCT



## LUMEN OUTPUT



HIGHER

## TECHNICAL INFORMATION

<b>Input Voltage</b>	24-volt DC
<b>Color Temperature (Kelvin)</b>	Soft White 3000K (3) Cool White 4000K (4)
<b>CRI (Color Rendering Index)</b>	90+
<b>LED Type</b>	SMD 2835
<b>Lumens</b>	600 lumens per foot
<b>Max Run</b>	Recommended maximum run length is 16 ft. (5 m) for single-side powering. For longer runs, power from both ends.
<b>Dimmable</b>	5%–100%
<b>Rating</b>	cULus Listed
<b>Rated Life</b>	50,000 hrs
<b>LED Beam Angle</b>	120°
<b>LED Spacing</b>	1/4"
<b>Mounting</b>	Double stick tape (included) Mounting clips for angled and flat profiles (included)
<b>Wiring</b>	20/2 stranded or solid
<b>Operating Temperature</b>	-4°F to 140°F (-20°C to 60°C)
<b>Environment</b>	Damp, wet, dry locations
<b>Construction Material</b>	Heat-resistant 10 mm PCB, extruded aluminum, polycarbonate (lens)
<b>Warranty</b>	5 years

## APPLICATIONS

Angled	Flat	Recessed
Closet	Under cabinet	Fixed or floating shelves
	Closet	Frameless cabinets
		Closet

For additional application help and suggestions, call Design Services at 866-848-9094



Smart Home Compatible





# 24-Volt, 600 Lumens/Ft. LED Linear Fixtures

Single-white LED Lighting

LED Lighting

## 24V Ordering Information

Wall Cabinet Width	Fixture Length	Watts Per Fixture	Lumens Per Fixture	Profile	Part Number
9"	6-5/8" (168 mm)	3	265	Angled	LS6P324V09-03WTemp
				Flat	LS6P724V09-03WTemp
				Recessed	LS6PX24V09-03WTemp
12"	8-5/8" (219 mm)	4	345	Angled	LS6P324V12-04WTemp
				Flat	LS6P724V12-04WTemp
				Recessed	LS6PX24V12-04WTemp
15"	12-9/16" (319 mm)	6	503	Angled	LS6P324V15-06WTemp
				Flat	LS6P724V15-06WTemp
				Recessed	LS6PX24V15-06WTemp
18"	14-1/2" (368 mm)	7	580	Angled	LS6P324V18-07WTemp
				Flat	LS6P724V18-07WTemp
				Recessed	LS6PX24V18-07WTemp
21"	18-7/16" (468 mm)	9	738	Angled	LS6P324V21-09WTemp
				Flat	LS6P724V21-09WTemp
				Recessed	LS6PX24V21-09WTemp
24"	20-7/16" (519 mm)	10	818	Angled	LS6P324V24-10WTemp
				Flat	LS6P724V24-10WTemp
				Recessed	LS6PX24V24-10WTemp
27"	24-3/8" (619 mm)	12	975	Angled	LS6P324V27-12WTemp
				Flat	LS6P724V27-12WTemp
				Recessed	LS6PX24V27-12WTemp
30"	26-5/16" (668 mm)	12	1053	Angled	LS6P324V30-12WTemp
				Flat	LS6P724V30-12WTemp
				Recessed	LS6PX24V30-12WTemp
33"	30-1/4" (768 mm)	14	1210	Angled	LS6P324V33-14WTemp
				Flat	LS6P724V33-14WTemp
				Recessed	LS6PX24V33-14WTemp
36"	32-1/4" (819 mm)	15	1290	Angled	LS6P324V36-15WTemp
				Flat	LS6P724V36-15WTemp
				Recessed	LS6PX24V36-15WTemp
39"	36-3/16" (919 mm)	17	1448	Angled	LS6P324V39-17WTemp
				Flat	LS6P724V39-17WTemp
				Recessed	LS6PX24V39-17WTemp
42"	38-1/8" (968 mm)	18	1525	Angled	LS6P324V42-18WTemp
				Flat	LS6P724V42-18WTemp
				Recessed	LS6PX24V42-18WTemp
45"	42-1/16" (1018 mm)	20	1683	Angled	LS6P324V45-20WTemp
				Flat	LS6P724V45-20WTemp
				Recessed	LS6PX24V45-20WTemp
48"	44-1/16" (1119 mm)	21	1763	Angled	LS6P324V48-21WTemp
				Flat	LS6P724V48-21WTemp
				Recessed	LS6PX24V48-21WTemp



Design By: Artistic Cabinetry

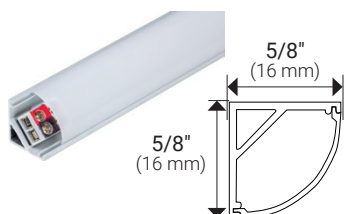
# 24-Volt, 400 Lumens/Ft. LED Linear Fixtures

## Tunable-white LED Lighting with TandemLED™ Technology



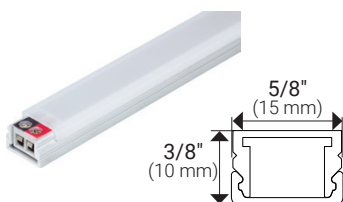
Fully assembled LED Linear Fixture featuring two-wire TandemLED™ Technology

### ANGLED PROFILE



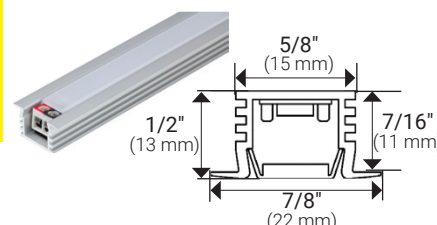
Fixture Cross-Section

### FLAT PROFILE



Fixture Cross-Section

### RECESSED PROFILE



Fixture Cross-Section

## ABOUT THE PRODUCT

- Tunable CCT from Warm White to Daylight White and all shades of white in between
- Tune the white light and adjust the brightness separately with required Wired or Wireless Controller
- Easy to install using the two-wire connectors on either end of the fixture
- Install mounting clips for the Angled and Flat Profiles for quick and easy installation
- 24-volt DC plug-in power supply required (order separately)
- Dimmable (with compatible dimmer)
- No Ultraviolet (UV) or Infrared (IR)
- 5/8" router recommended for recessed fixture
- Compatible with WAV Smart Control™ devices
- 50,000 hour LED life at 70% lumen maintenance
- UL listed

## ACCESSORIES

Find installation components on page 160

## AVAILABLE TUNABLE-WHITE CCT



## LUMEN OUTPUT



## TECHNICAL INFORMATION

<b>Input Voltage</b>	24-volt DC
<b>Color Temperature (Kelvin)</b>	Tunable CCT from 2700K–5000K and all white light temperatures in between
<b>CRI (Color Rendering Index)</b>	90+
<b>LED Type</b>	SMD 2835
<b>Lumens</b>	400 lumens per foot
<b>Max Run</b>	Recommended maximum run length is 16 ft. (5 m) for single-side powering. For longer runs, power from both ends.
<b>Dimmable</b>	5%–100%
<b>Rating</b>	cULus Listed
<b>Rated Life</b>	50,000 hrs
<b>LED Beam Angle</b>	120°
<b>LED Spacing</b>	1/4"
<b>Mounting</b>	Double stick tape (included) Mounting clips for angled and flat profiles (included)
<b>Wiring</b>	20/2 stranded or solid
<b>Operating Temperature</b>	-4°F to 140°F (-20°C to 60°C)
<b>Environment</b>	Damp, wet, dry locations
<b>Construction Material</b>	Heat-resistant 10 mm PCB, extruded aluminum, polycarbonate (lens)
<b>Warranty</b>	5 years

## APPLICATIONS

Angled	Flat	Recessed
In-cabinet	Under cabinet	Fixed or floating shelves
Stairs	Closet	Frameless cabinets
Closet		Closet

For additional application help and suggestions, call Design Services at 866-848-9094



Smart Home Compatible



# 24-Volt, 400 Lumens/Ft. LED Linear Fixtures

Tunable-white LED Lighting with TandemLED™ Technology

LED Lighting

## 24V Ordering Information

Wall Cabinet Width	Fixture Length	Watts Per Fixture	Lumens Per Fixture	Profile	Part Number
9"	5-11/16" (145 mm)	3	137	Angled	LT4P324V09-03W
				Flat	LT4P724V09-03W
				Recessed	LT4PX24V09-03W
12"	8-1/8" (206 mm)	3	195	Angled	LT4P324V12-03W
				Flat	LT4P724V12-03W
				Recessed	LT4PX24V12-03W
15"	10-5/8" (270 mm)	4	312	Angled	LT4P324V15-04W
				Flat	LT4P724V15-04W
				Recessed	LT4PX24V15-04W
18"	15-1/2" (394 mm)	5	370	Angled	LT4P324V18-05W
				Flat	LT4P724V18-05W
				Recessed	LT4PX24V18-05W
21"	18" (457 mm)	6	485	Angled	LT4P324V21-06W
				Flat	LT4P724V21-06W
				Recessed	LT4PX24V21-06W
24"	20-7/16" (519 mm)	7	543	Angled	LT4P324V24-07W
				Flat	LT4P724V24-07W
				Recessed	LT4PX24V24-07W
27"	22-7/8" (581 mm)	8	602	Angled	LT4P324V27-08W
				Flat	LT4P724V27-08W
				Recessed	LT4PX24V27-08W
30"	25-3/8" (645 mm)	9	718	Angled	LT4P324V30-09W
				Flat	LT4P724V30-09W
				Recessed	LT4PX24V30-09W
33"	30-1/4" (768 mm)	10	777	Angled	LT4P324V33-10W
				Flat	LT4P724V33-10W
				Recessed	LT4PX24V33-10W
36"	32-3/4" (832 mm)	10	835	Angled	LT4P324V36-10W
				Flat	LT4P724V36-10W
				Recessed	LT4PX24V36-10W
39"	35-3/16" (894 mm)	12	952	Angled	LT4P324V39-12W
				Flat	LT4P724V39-12W
				Recessed	LT4PX24V39-12W
42"	37-5/8" (956 mm)	12	1010	Angled	LT4P324V42-12W
				Flat	LT4P724V42-12W
				Recessed	LT4PX24V42-12W
45"	42-9/16" (1081 mm)	13	1068	Angled	LT4P324V45-13W
				Flat	LT4P724V45-13W
				Recessed	LT4PX24V45-13W
48"	45" (1143 mm)	14	1185	Angled	LT4P324V48-14W
				Flat	LT4P724V48-14W
				Recessed	LT4PX24V48-14W

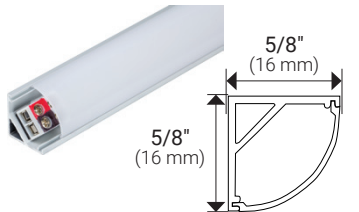


# 24-Volt, 400 Lumens/Ft. LED Linear Fixtures

## Single-white LED Lighting

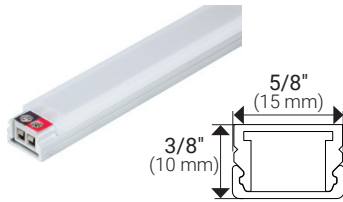
Fully assembled LED Linear Fixture

### ANGLED PROFILE



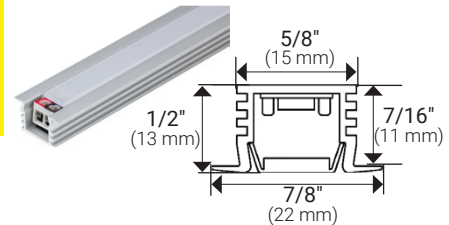
Fixture Cross-Section

### FLAT PROFILE



Fixture Cross-Section

### RECESSED PROFILE



Fixture Cross-Section

### ABOUT THE PRODUCT

- Easy to install using the two-wire connectors on either end of the fixture
- Install mounting clips for the Angled and Flat Profiles for quick and easy installation
- 24-volt DC plug-in or hardwired power supply required (order separately)
- Dimmable (with compatible dimmer)
- No Ultraviolet (UV) or Infrared (IR)
- 5/8" router recommended for recessed fixture
- Compatible with WAV Smart Control™ devices
- 50,000 hour LED life at 70% lumen maintenance
- UL listed

### ACCESSORIES

Find installation components on page 160

### AVAILABLE CCT



### LUMEN OUTPUT



### TECHNICAL INFORMATION

<b>Input Voltage</b>	24-volt DC
<b>Color Temperature (Kelvin)</b>	Soft White 3000K (3) Cool White 4000K (4)
<b>CRI (Color Rendering Index)</b>	90+
<b>LED Type</b>	SMD 2835
<b>Lumens</b>	400 lumens per foot
<b>Max Run</b>	Recommended maximum run length is 16 ft. (5 m) for single-side powering. For longer runs, power from both ends.
<b>Dimmable</b>	5%–100%
<b>Rating</b>	cULus Listed
<b>Rated Life</b>	50,000 hrs
<b>LED Beam Angle</b>	120°
<b>LED Spacing</b>	1/4"
<b>Mounting</b>	Double stick tape (included) Mounting clips for angled and flat profiles (included)
<b>Wiring</b>	20/2 stranded or solid
<b>Operating Temperature</b>	-4°F to 140°F (-20°C to 60°C)
<b>Environment</b>	Damp, wet, dry locations
<b>Construction Material</b>	Heat-resistant 10 mm PCB, extruded aluminum, polycarbonate (lens)
<b>Warranty</b>	5 years

### APPLICATIONS

Angled	Flat	Recessed
In-cabinet	Under cabinet	Fixed or floating shelves
Stairs	Closet	Frameless cabinets
Closet		Closet

For additional application help and suggestions, call Design Services at 866-848-9094



# 24-Volt, 400 Lumens/Ft. LED Linear Fixtures

Single-white LED Lighting

LED Lighting

## 24V Ordering Information

Wall Cabinet Width	Fixture Length	Watts Per Fixture	Lumens Per Fixture	Profile	Part Number
9"	6-5/8" (168 mm)	3	265	Angled	LS4P324V09-03WTemp
				Flat	LS4P724V09-03WTemp
				Recessed	LS4PX24V09-03WTemp
12"	8-5/8" (219 mm)	3	345	Angled	LS4P324V12-03WTemp
				Flat	LS4P724V12-03WTemp
				Recessed	LS4PX24V12-03WTemp
15"	12-9/16" (319 mm)	4	503	Angled	LS4P324V15-04WTemp
				Flat	LS4P724V15-04WTemp
				Recessed	LS4PX24V15-04WTemp
18"	14-1/2" (368 mm)	5	580	Angled	LS4P324V18-05WTemp
				Flat	LS4P724V18-05WTemp
				Recessed	LS4PX24V18-05WTemp
21"	18-7/16" (468 mm)	6	738	Angled	LS4P324V21-06WTemp
				Flat	LS4P724V21-06WTemp
				Recessed	LS4PX24V21-06WTemp
24"	20-7/16" (519 mm)	7	818	Angled	LS4P324V24-07WTemp
				Flat	LS4P724V24-07WTemp
				Recessed	LS4PX24V24-07WTemp
27"	24-3/8" (619 mm)	8	975	Angled	LS4P324V27-08WTemp
				Flat	LS4P724V27-08WTemp
				Recessed	LS4PX24V27-08WTemp
30"	26-5/16" (668 mm)	8	1053	Angled	LS4P324V30-08WTemp
				Flat	LS4P724V30-08WTemp
				Recessed	LS4PX24V30-08WTemp
33"	30-1/4" (768 mm)	10	1210	Angled	LS4P324V33-10WTemp
				Flat	LS4P724V33-10WTemp
				Recessed	LS4PX24V33-10WTemp
36"	32-1/4" (819 mm)	10	1290	Angled	LS4P324V36-10WTemp
				Flat	LS4P724V36-10WTemp
				Recessed	LS4PX24V36-10WTemp
39"	36-3/16" (919 mm)	11	1448	Angled	LS4P324V39-11WTemp
				Flat	LS4P724V39-11WTemp
				Recessed	LS4PX24V39-11WTemp
42"	38-1/8" (968 mm)	12	1525	Angled	LS4P324V42-12WTemp
				Flat	LS4P724V42-12WTemp
				Recessed	LS4PX24V42-12WTemp
45"	42-1/16" (1018 mm)	13	1683	Angled	LS4P324V45-13WTemp
				Flat	LS4P724V45-13WTemp
				Recessed	LS4PX24V45-13WTemp
48"	44-1/16" (1119 mm)	14	1763	Angled	LS4P324V48-14WTemp
				Flat	LS4P724V48-14WTemp
				Recessed	LS4PX24V48-14WTemp



Design By: Artistic Cabinetry

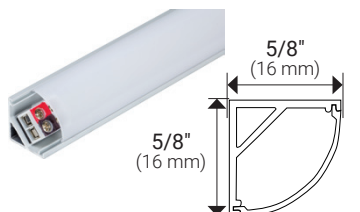
# 24-Volt, 300 Lumens/Ft. LED Linear Fixtures

## Tunable-white LED Lighting with TandemLED™ Technology



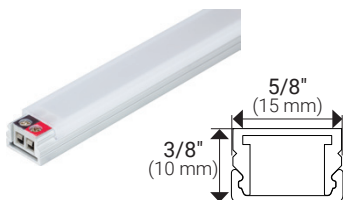
Fully assembled LED Linear Fixture featuring two-wire TandemLED™ Technology

### ANGLED PROFILE



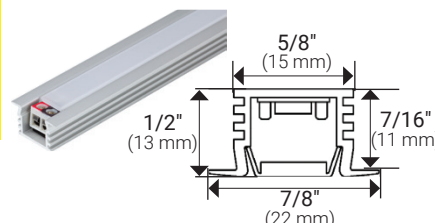
Fixture Cross-Section

### FLAT PROFILE



Fixture Cross-Section

### RECESSED PROFILE



Fixture Cross-Section

## ABOUT THE PRODUCT

- Tunable CCT from Warm White to Daylight White and all shades of white in between
- Tune the white light and adjust the brightness separately with required Wired or Wireless Controller
- Easy to install using the two-wire connectors on either end of the fixture
- Install mounting clips for the Angled and Flat Profiles for quick and easy installation
- 24-volt DC plug-in power supply required (order separately)
- Dimmable (with compatible dimmer)
- No Ultraviolet (UV) or Infrared (IR)
- 5/8" router recommended for recessed fixture
- Compatible with WAV Smart Control™ devices
- 50,000 hour LED life at 70% lumen maintenance
- UL listed

## ACCESSORIES

Find installation components on page 160

## AVAILABLE TUNABLE-WHITE CCT



## LUMEN OUTPUT



## TECHNICAL INFORMATION

<b>Input Voltage</b>	24-volt DC
<b>Color Temperature (Kelvin)</b>	Tunable CCT from 2700K–5000K and all white light temperatures in between
<b>CRI (Color Rendering Index)</b>	90+
<b>LED Type</b>	SMD 2835
<b>Lumens</b>	300 lumens per foot
<b>Max Run</b>	Recommended maximum run length is 16 ft. (5 m) for single-side powering. For longer runs, power from both ends.
<b>Dimmable</b>	5%–100%
<b>Rating</b>	cULus Listed
<b>Rated Life</b>	50,000 hrs
<b>LED Beam Angle</b>	120°
<b>LED Spacing</b>	1/4"
<b>Mounting</b>	Double stick tape (included) Mounting clips for angled and flat profiles (included)
<b>Wiring</b>	20/2 stranded or solid
<b>Operating Temperature</b>	-4°F to 140°F (-20°C to 60°C)
<b>Environment</b>	Damp, wet, dry locations
<b>Construction Material</b>	Heat-resistant 8 mm PCB, extruded aluminum, polycarbonate (lens)
<b>Warranty</b>	5 years

## APPLICATIONS

Angled	Flat	Recessed
In-cabinet	Under cabinet	Fixed or floating shelves
Stairs	Closet	Frameless cabinets
Closet		Closet

For additional application help and suggestions, call Design Services at 866-848-9094



# 24-Volt, 300 Lumens/Ft. LED Linear Fixtures

Tunable-white LED Lighting with TandemLED™ Technology

LED Lighting

## 24V Ordering Information

Wall Cabinet Width	Fixture Length	Watts Per Fixture	Lumens Per Fixture	Profile	Part Number
9"	5-1/8" (130 mm)	3	99	Angled	LT2P324V09-03W
				Flat	LT2P724V09-03W
				Recessed	LT2PX24V09-03W
12"	7-5/16" (186 mm)	3	141	Angled	LT2P324V12-03W
				Flat	LT2P724V12-03W
				Recessed	LT2PX24V12-03W
15"	11-11/16" (297 mm)	4	226	Angled	LT2P324V15-04W
				Flat	LT2P724V15-04W
				Recessed	LT2PX24V15-04W
18"	13-7/8" (352 mm)	5	268	Angled	LT2P324V18-05W
				Flat	LT2P724V18-05W
				Recessed	LT2PX24V18-05W
21"	18-3/16" (462 mm)	6	352	Angled	LT2P324V21-06W
				Flat	LT2P724V21-06W
				Recessed	LT2PX24V21-06W
24"	20-3/8" (518 mm)	6	394	Angled	LT2P324V24-06W
				Flat	LT2P724V24-06W
				Recessed	LT2PX24V24-06W
27"	22-9/16" (573 mm)	7	436	Angled	LT2P324V27-07W
				Flat	LT2P724V27-07W
				Recessed	LT2PX24V27-07W
30"	26-15/16" (684 mm)	8	521	Angled	LT2P324V30-08W
				Flat	LT2P724V30-08W
				Recessed	LT2PX24V30-08W
33"	29-1/8" (740 mm)	9	563	Angled	LT2P324V33-09W
				Flat	LT2P724V33-09W
				Recessed	LT2PX24V33-09W
36"	31-5/16" (795 mm)	9	605	Angled	LT2P324V36-09W
				Flat	LT2P724V36-09W
				Recessed	LT2PX24V36-09W
39"	35-11/16" (906 mm)	10	690	Angled	LT2P324V39-10W
				Flat	LT2P724V39-10W
				Recessed	LT2PX24V39-10W
42"	37-7/8" (962 mm)	11	732	Angled	LT2P324V42-11W
				Flat	LT2P724V42-11W
				Recessed	LT2PX24V42-11W
45"	40-1/16" (1018 mm)	11	775	Angled	LT2P324V45-11W
				Flat	LT2P724V45-11W
				Recessed	LT2PX24V45-11W
48"	44-7/16" (1129 mm)	12	859	Angled	LT2P324V48-12W
				Flat	LT2P724V48-12W
				Recessed	LT2PX24V48-12W



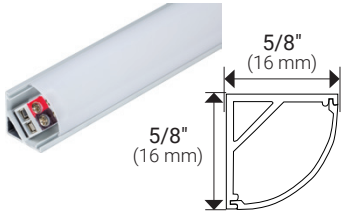
# 12-Volt, 300 Lumens/Ft. LED Linear Fixtures

## Tunable-white LED Lighting with TandemLED™ Technology



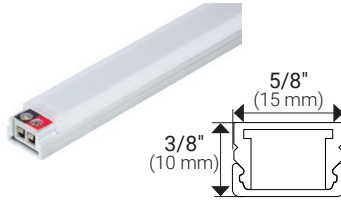
Fully assembled LED Linear Fixture featuring two-wire TandemLED™ Technology

### ANGLED PROFILE



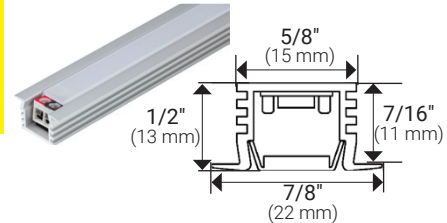
Fixture Cross-Section

### FLAT PROFILE



Fixture Cross-Section

### RECESSED PROFILE



Fixture Cross-Section

## ABOUT THE PRODUCT

- Tunable CCT from Warm White to Daylight White and all shades of white in between
- Tune the white light and adjust the brightness separately with required Wired or Wireless Controller
- Easy to install using the two-wire connectors on either end of the fixture
- Install mounting clips for the Angled and Flat Profiles for quick and easy installation
- 12-volt DC plug-in power supply required (order separately)
- Dimmable (with compatible dimmer)
- No Ultraviolet (UV) or Infrared (IR)
- 5/8" router recommended for recessed fixture
- Compatible with WAV Smart Control™ devices
- 50,000 hour LED life at 70% lumen maintenance
- UL listed

## ACCESSORIES

Find installation components on page 160

## AVAILABLE TUNABLE-WHITE CCT



## LUMEN OUTPUT



## TECHNICAL INFORMATION

<b>Input Voltage</b>	12-volt DC
<b>Color Temperature (Kelvin)</b>	Tunable CCT from 2700K–5000K and all white light temperatures in between
<b>CRI (Color Rendering Index)</b>	90+
<b>LED Type</b>	SMD 2835
<b>Lumens</b>	300 lumens per foot
<b>Max Run</b>	Recommended maximum run length is 16 ft. (5 m) for single-side powering. For longer runs, power from both ends.
<b>Dimmable</b>	5%–100%
<b>Rating</b>	cULus Listed
<b>Rated Life</b>	50,000 hrs
<b>LED Beam Angle</b>	120°
<b>LED Spacing</b>	1/4"
<b>Mounting</b>	Double stick tape (included) Mounting clips for angled and flat profiles (included)
<b>Wiring</b>	20/2 stranded or solid
<b>Operating Temperature</b>	-4°F to 140°F (-20°C to 60°C)
<b>Environment</b>	Damp, wet, dry locations
<b>Construction Material</b>	Heat-resistant 8 mm PCB, extruded aluminum, polycarbonate (lens)
<b>Warranty</b>	5 years

## APPLICATIONS

Angled	Flat	Recessed
In-cabinet	Under cabinet	Fixed or floating shelves
Stairs	Closet	Frameless cabinets
Closet		Closet

For additional application help and suggestions, call Design Services at 866-848-9094





# 12-Volt, 300 Lumens/Ft. LED Linear Fixtures

Tunable-white LED Lighting with TandemLED™ Technology

LED Lighting

## 12V Ordering Information

Wall Cabinet Width	Fixture Length	Watts Per Fixture	Lumens Per Fixture	Profile	Part Number
9"	5-1/8" (130 mm)	3	99	Angled	LT2P312V09-03W
				Flat	LT2P712V09-03W
				Recessed	LT2PX12V09-03W
12"	7-5/16" (186 mm)	3	141	Angled	LT2P312V12-03W
				Flat	LT2P712V12-03W
				Recessed	LT2PX12V12-03W
15"	11-11/16" (297 mm)	4	226	Angled	LT2P312V15-04W
				Flat	LT2P712V15-04W
				Recessed	LT2PX12V15-04W
18"	13-7/8" (352 mm)	5	268	Angled	LT2P312V18-05W
				Flat	LT2P712V18-05W
				Recessed	LT2PX12V18-05W
21"	18-3/16" (462 mm)	6	352	Angled	LT2P312V21-06W
				Flat	LT2P712V21-06W
				Recessed	LT2PX12V21-06W
24"	20-3/8" (518 mm)	6	394	Angled	LT2P312V24-06W
				Flat	LT2P712V24-06W
				Recessed	LT2PX12V24-06W
27"	22-9/16" (573 mm)	7	436	Angled	LT2P312V27-07W
				Flat	LT2P712V27-07W
				Recessed	LT2PX12V27-07W
30"	26-15/16" (684 mm)	8	521	Angled	LT2P312V30-08W
				Flat	LT2P712V30-08W
				Recessed	LT2PX12V30-08W
33"	29-1/8" (740 mm)	9	563	Angled	LT2P312V33-09W
				Flat	LT2P712V33-09W
				Recessed	LT2PX12V33-09W
36"	31-5/16" (795 mm)	9	605	Angled	LT2P312V36-09W
				Flat	LT2P712V36-09W
				Recessed	LT2PX12V36-09W
39"	35-11/16" (906 mm)	10	690	Angled	LT2P312V39-10W
				Flat	LT2P712V39-10W
				Recessed	LT2PX12V39-10W
42"	37-7/8" (962 mm)	11	732	Angled	LT2P312V42-11W
				Flat	LT2P712V42-11W
				Recessed	LT2PX12V42-11W
45"	40-1/16" (1018 mm)	11	775	Angled	LT2P312V45-11W
				Flat	LT2P712V45-11W
				Recessed	LT2PX12V45-11W
48"	44-7/16" (1129 mm)	12	859	Angled	LT2P312V48-12W
				Flat	LT2P712V48-12W
				Recessed	LT2PX12V48-12W

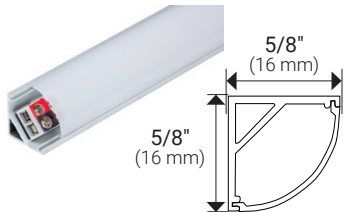


# 24-Volt, 225 Lumens/Ft. LED Linear Fixtures

## Single-white LED Lighting

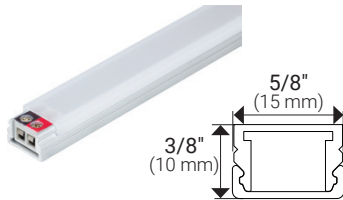
Fully assembled LED Linear Fixture

### ANGLED PROFILE



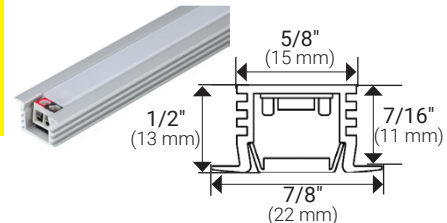
Fixture Cross-Section

### FLAT PROFILE



Fixture Cross-Section

### RECESSED PROFILE



Fixture Cross-Section

## ABOUT THE PRODUCT

- Easy to install using the two-wire connectors on either end of the fixture
- Install mounting clips for the Angled and Flat Profiles for quick and easy installation
- 24-volt DC plug-in or hardwired power supply required (order separately)
- Dimmable (with compatible dimmer)
- No Ultraviolet (UV) or Infrared (IR)
- 5/8" router recommended for recessed fixture
- Compatible with WAV Smart Control™ devices
- 50,000 hour LED life at 70% lumen maintenance
- UL listed

## ACCESSORIES

Find installation components on page 160

## AVAILABLE CCT



## LUMEN OUTPUT



## TECHNICAL INFORMATION

<b>Input Voltage</b>	24-volt DC
<b>Color Temperature (Kelvin)</b>	Soft White 3000K (3) Cool White 4000K (4)
<b>CRI (Color Rendering Index)</b>	90+
<b>LED Type</b>	SMD 2835
<b>Lumens</b>	225 lumens per foot
<b>Max Run</b>	Recommended maximum run length is 16 ft. (5 m) for single-side powering. For longer runs, power from both ends.
<b>Dimmable</b>	5%–100%
<b>Rating</b>	cULus Listed
<b>Rated Life</b>	50,000 hrs
<b>LED Beam Angle</b>	120°
<b>LED Spacing</b>	1/4"
<b>Mounting</b>	Double stick tape (included) Mounting clips for angled and flat profiles (included)
<b>Wiring</b>	20/2 stranded or solid
<b>Operating Temperature</b>	-4°F to 140°F (-20°C to 60°C)
<b>Environment</b>	Damp, wet, dry locations
<b>Construction Material</b>	Heat-resistant 8 mm PCB, extruded aluminum, polycarbonate (lens)
<b>Warranty</b>	5 years

## APPLICATIONS

Angled	Flat	Recessed
In-cabinet	Under cabinet	Fixed or floating shelves
Stairs	Closet	Frameless cabinets
Closet		Closet

For additional application help and suggestions, call Design Services at 866-848-9094



# 24-Volt, 225 Lumens/Ft. LED Linear Fixtures

Single-white LED Lighting

LED Lighting

## 24V Ordering Information

Wall Cabinet Width	Fixture Length	Watts Per Fixture	Lumens Per Fixture	Profile	Part Number
9"	6-5/8" (168 mm)	3	99	Angled	LV2P324V09-03WTemp
				Flat	LV2P724V09-03WTemp
				Recessed	LV2PX24V09-03WTemp
12"	8-5/8" (219 mm)	3	129	Angled	LV2P324V12-03WTemp
				Flat	LV2P724V12-03WTemp
				Recessed	LV2PX24V12-03WTemp
15"	12-9/16" (319 mm)	4	188	Angled	LV2P324V15-04WTemp
				Flat	LV2P724V15-04WTemp
				Recessed	LV2PX24V15-04WTemp
18"	14-1/2" (368 mm)	5	218	Angled	LV2P324V18-05WTemp
				Flat	LV2P724V18-05WTemp
				Recessed	LV2PX24V18-05WTemp
21"	18-7/16" (468 mm)	5	277	Angled	LV2P324V21-05WTemp
				Flat	LV2P724V21-05WTemp
				Recessed	LV2PX24V21-05WTemp
24"	20-7/16" (519 mm)	6	307	Angled	LV2P324V24-06WTemp
				Flat	LV2P724V24-06WTemp
				Recessed	LV2PX24V24-06WTemp
27"	24-3/8" (619 mm)	7	366	Angled	LV2P324V27-07WTemp
				Flat	LV2P724V27-07WTemp
				Recessed	LV2PX24V27-07WTemp
30"	26-15/16" (684 mm)	7	395	Angled	LV2P324V30-07WTemp
				Flat	LV2P724V30-07WTemp
				Recessed	LV2PX24V30-07WTemp
33"	30-1/4" (768 mm)	8	454	Angled	LV2P324V33-08WTemp
				Flat	LV2P724V33-08WTemp
				Recessed	LV2PX24V33-08WTemp
36"	32-1/4" (819 mm)	9	484	Angled	LV2P324V36-09WTemp
				Flat	LV2P724V36-09WTemp
				Recessed	LV2PX24V36-09WTemp
39"	36-3/16" (919 mm)	10	543	Angled	LV2P324V39-10WTemp
				Flat	LV2P724V39-10WTemp
				Recessed	LV2PX24V39-10WTemp
42"	38-1/8" (968 mm)	10	572	Angled	LV2P324V42-10WTemp
				Flat	LV2P724V42-10WTemp
				Recessed	LV2PX24V42-10WTemp
45"	42-1/16" (1018 mm)	11	631	Angled	LV2P324V45-11WTemp
				Flat	LV2P724V45-11WTemp
				Recessed	LV2PX24V45-11WTemp
48"	44-1/16" (1119 mm)	12	661	Angled	LV2P324V48-12WTemp
				Flat	LV2P724V48-12WTemp
				Recessed	LV2PX24V48-12WTemp



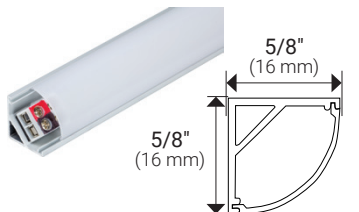
Design By: Artistic Cabinetry

# 12-Volt, 225 Lumens/Ft. LED Linear Fixtures

## Single-white LED Lighting

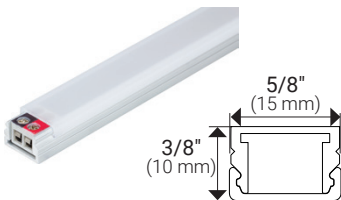
Fully assembled LED Linear Fixture

### ANGLED PROFILE



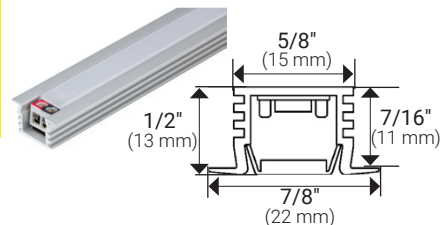
Fixture Cross-Section

### FLAT PROFILE



Fixture Cross-Section

### RECESSED PROFILE



Fixture Cross-Section

## ABOUT THE PRODUCT

- Easy to install using the two-wire connectors on either end of the fixture
- Install mounting clips for the Angled and Flat Profiles for quick and easy installation
- 12-volt DC plug-in or hardwired power supply required (order separately)
- Dimmable (with compatible dimmer)
- No Ultraviolet (UV) or Infrared (IR)
- 5/8" router recommended for recessed fixture
- Compatible with WAV Smart Control™ devices
- 50,000 hour LED life at 70% lumen maintenance
- UL listed

## ACCESSORIES

Find installation components on page 160

## AVAILABLE CCT



## LUMEN OUTPUT



## TECHNICAL INFORMATION

<b>Input Voltage</b>	12-volt DC
<b>Color Temperature (Kelvin)</b>	Soft White 3000K (3) Cool White 4000K (4)
<b>CRI (Color Rendering Index)</b>	90+
<b>LED Type</b>	SMD 2835
<b>Lumens</b>	225 lumens per foot
<b>Max Run</b>	Recommended maximum run length is 16 ft. (5 m) for single-side powering. For longer runs, power from both ends.
<b>Dimmable</b>	5%–100%
<b>Rating</b>	cULus Listed
<b>Rated Life</b>	50,000 hrs
<b>LED Beam Angle</b>	120°
<b>LED Spacing</b>	1/4"
<b>Mounting</b>	Double stick tape (included) Mounting clips for angled and flat profiles (included)
<b>Wiring</b>	20/2 stranded or solid
<b>Operating Temperature</b>	-4°F to 140°F (-20°C to 60°C)
<b>Environment</b>	Damp, wet, dry locations
<b>Construction Material</b>	Heat-resistant 8 mm PCB, extruded aluminum, polycarbonate (lens)
<b>Warranty</b>	5 years

## APPLICATIONS

Angled	Flat	Recessed
In-cabinet	Under cabinet	Fixed or floating shelves
Stairs	Closet	Frameless cabinets
Closet		Closet

For additional application help and suggestions, call Design Services at 866-848-9094



# 12-Volt, 225 Lumens/Ft. LED Linear Fixtures

Single-white LED Lighting

LED Lighting

## 12V Ordering Information

Wall Cabinet Width	Fixture Length	Watts Per Fixture	Lumens Per Fixture	Profile	Part Number
9"	6-5/8" (168 mm)	3	99	Angled	LV2P312V09-03WTemp
				Flat	LV2P712V09-03WTemp
				Recessed	LV2PX12V09-03WTemp
12"	8-5/8" (219 mm)	3	129	Angled	LV2P312V12-03WTemp
				Flat	LV2P712V12-03WTemp
				Recessed	LV2PX12V12-03WTemp
15"	12-9/16" (319 mm)	4	188	Angled	LV2P312V15-04WTemp
				Flat	LV2P712V15-04WTemp
				Recessed	LV2PX12V15-04WTemp
18"	14-1/2" (368 mm)	5	218	Angled	LV2P312V18-05WTemp
				Flat	LV2P712V18-05WTemp
				Recessed	LV2PX12V18-05WTemp
21"	18-7/16" (468 mm)	5	277	Angled	LV2P312V21-05WTemp
				Flat	LV2P712V21-05WTemp
				Recessed	LV2PX12V21-05WTemp
24"	20-7/16" (519 mm)	6	307	Angled	LV2P312V24-06WTemp
				Flat	LV2P712V24-06WTemp
				Recessed	LV2PX12V24-06WTemp
27"	24-3/8" (619 mm)	7	366	Angled	LV2P312V27-07WTemp
				Flat	LV2P712V27-07WTemp
				Recessed	LV2PX12V27-07WTemp
30"	26-15/16" (684 mm)	7	395	Angled	LV2P312V30-07WTemp
				Flat	LV2P712V30-07WTemp
				Recessed	LV2PX12V30-07WTemp
33"	30-1/4" (768 mm)	8	454	Angled	LV2P312V33-08WTemp
				Flat	LV2P712V33-08WTemp
				Recessed	LV2PX12V33-08WTemp
36"	32-1/4" (819 mm)	9	484	Angled	LV2P312V36-09WTemp
				Flat	LV2P712V36-09WTemp
				Recessed	LV2PX12V36-09WTemp
39"	36-3/16" (919 mm)	10	543	Angled	LV2P312V39-10WTemp
				Flat	LV2P712V39-10WTemp
				Recessed	LV2PX12V39-10WTemp
42"	38-1/8" (968 mm)	10	572	Angled	LV2P312V42-10WTemp
				Flat	LV2P712V42-10WTemp
				Recessed	LV2PX12V42-10WTemp
45"	42-1/16" (1018 mm)	11	631	Angled	LV2P312V45-11WTemp
				Flat	LV2P712V45-11WTemp
				Recessed	LV2PX12V45-11WTemp
48"	44-1/16" (1119 mm)	12	661	Angled	LV2P312V48-12WTemp
				Flat	LV2P712V48-12WTemp
				Recessed	LV2PX12V48-12WTemp



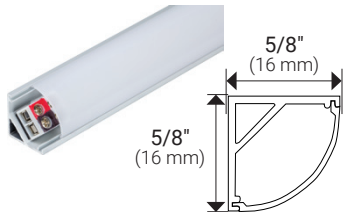
Design By: Artistic Cabinetry

# 24-Volt, 120 Lumens/Ft. LED Linear Fixtures

## Single-white LED Lighting

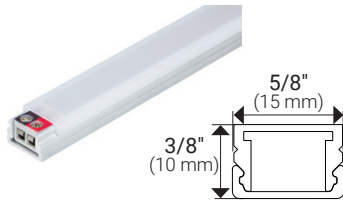
Fully assembled LED Linear Fixture

### ANGLED PROFILE



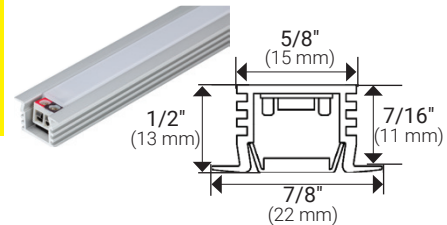
Fixture Cross-Section

### FLAT PROFILE



Fixture Cross-Section

### RECESSED PROFILE



Fixture Cross-Section

## ABOUT THE PRODUCT

- Easy to install using the two-wire connectors on either end of the fixture
- Install mounting clips for the Angled and Flat Profiles for quick and easy installation
- 24-volt DC plug-in or hardwired power supply required (order separately)
- Dimmable (with compatible dimmer)
- No Ultraviolet (UV) or Infrared (IR)
- 5/8" router recommended for recessed fixture
- Compatible with WAV Smart Control™ devices
- 50,000 hour LED life at 70% lumen maintenance
- UL listed

## ACCESSORIES

Find installation components on page 160

## AVAILABLE CCT



## LUMEN OUTPUT



## TECHNICAL INFORMATION

<b>Input Voltage</b>	24-volt DC
<b>Color Temperature (Kelvin)</b>	Soft White 3000K (3) Cool White 4000K (4)
<b>CRI (Color Rendering Index)</b>	90+
<b>LED Type</b>	SMD 2835
<b>Lumens</b>	120 lumens per foot
<b>Max Run</b>	Recommended maximum run length is 16 ft. (5 m) for single-side powering. For longer runs, power from both ends.
<b>Dimmable</b>	5%–100%
<b>Rating</b>	cULus Listed
<b>Rated Life</b>	50,000 hrs
<b>LED Beam Angle</b>	120°
<b>LED Spacing</b>	1/4"
<b>Mounting</b>	Double stick tape (included) Mounting clips for angled and flat profiles (included)
<b>Wiring</b>	20/2 stranded or solid
<b>Operating Temperature</b>	-4°F to 140°F (-20°C to 60°C)
<b>Environment</b>	Damp, wet, dry locations
<b>Construction Material</b>	Heat-resistant 8 mm PCB, extruded aluminum, polycarbonate (lens)
<b>Warranty</b>	5 years

## APPLICATIONS

Angled	Flat	Recessed
In-cabinet	Closet	Fixed or floating shelves
Stairs	Toe-kick	Frameless cabinets
Closet		Closet

For additional application help and suggestions, call Design Services at 866-848-9094



# 24-Volt, 120 Lumens/Ft. LED Linear Fixtures

Single-white LED Lighting

LED Lighting

## 24V Ordering Information

Wall Cabinet Width	Fixture Length	Watts Per Fixture	Lumens Per Fixture	Profile	Part Number
9"	4-11/16" (119 mm)	2	53	Angled	LR1P324V09-02WTemp
				Flat	LR1P724V09-02WTemp
				Recessed	LR1PX24V09-02WTemp
12"	8-5/8" (219 mm)	2	69	Angled	LR1P324V12-02WTemp
				Flat	LR1P724V12-02WTemp
				Recessed	LR1PX24V12-02WTemp
15"	12-9/16" (319 mm)	2	101	Angled	LR1P324V15-02WTemp
				Flat	LR1P724V15-02WTemp
				Recessed	LR1PX24V15-02WTemp
18"	12-9/16" (319 mm)	3	116	Angled	LR1P324V18-03WTemp
				Flat	LR1P724V18-03WTemp
				Recessed	LR1PX24V18-03WTemp
21"	16-1/2" (419 mm)	3	148	Angled	LR1P312V21-03WTemp
				Flat	LR1P712V21-03WTemp
				Recessed	LR1PX12V21-03WTemp
24"	20-7/16" (519 mm)	3	164	Angled	LR1P312V24-03WTemp
				Flat	LR1P712V24-03WTemp
				Recessed	LR1PX12V24-03WTemp
27"	24-3/8" (619 mm)	4	195	Angled	LR1P312V27-04WTemp
				Flat	LR1P712V27-04WTemp
				Recessed	LR1PX12V27-04WTemp
30"	24-3/8" (619 mm)	4	211	Angled	LR1P324V30-04WTemp
				Flat	LR1P724V30-04WTemp
				Recessed	LR1PX24V30-04WTemp
33"	28-5/16" (719 mm)	5	242	Angled	LR1P324V33-05WTemp
				Flat	LR1P724V33-05WTemp
				Recessed	LR1PX24V33-05WTemp
36"	32-1/4" (819 mm)	5	258	Angled	LR1P324V36-05WTemp
				Flat	LR1P724V36-05WTemp
				Recessed	LR1PX24V36-05WTemp
39"	36-3/16" (919 mm)	5	290	Angled	LR1P324V39-05WTemp
				Flat	LR1P724V39-05WTemp
				Recessed	LR1PX24V39-05WTemp
42"	36-3/16" (919 mm)	6	305	Angled	LR1P324V42-06WTemp
				Flat	LR1P724V42-06WTemp
				Recessed	LR1PX24V42-06WTemp
45"	40-1/8" (1019 mm)	6	337	Angled	LR1P324V45-06WTemp
				Flat	LR1P724V45-06WTemp
				Recessed	LR1PX24V45-06WTemp
48"	44-1/16" (1119 mm)	6	353	Angled	LR1P324V48-06WTemp
				Flat	LR1P724V48-06WTemp
				Recessed	LR1PX24V48-06WTemp



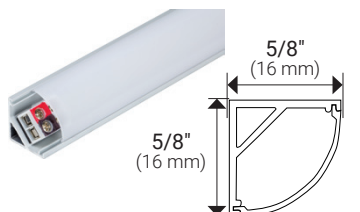
Design By: Artistic Cabinetry

# 12-Volt, 120 Lumens/Ft. LED Linear Fixtures

## Single-white LED Lighting

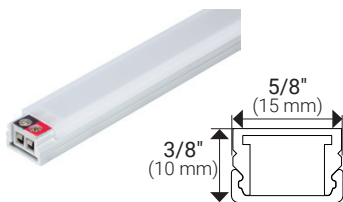
Fully assembled LED Linear Fixture

### ANGLED PROFILE



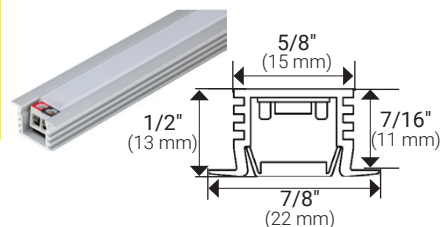
Fixture Cross-Section

### FLAT PROFILE



Fixture Cross-Section

### RECESSED PROFILE



Fixture Cross-Section

## ABOUT THE PRODUCT

- Easy to install using the two-wire connectors on either end of the fixture
- Install mounting clips for the Angled and Flat Profiles for quick and easy installation
- 12-volt DC plug-in or hardwired power supply required (order separately)
- Dimmable (with compatible dimmer)
- No Ultraviolet (UV) or Infrared (IR)
- 5/8" router recommended for recessed fixture
- Compatible with WAV Smart Control™ devices
- 50,000 hour LED life at 70% lumen maintenance
- UL listed

## ACCESSORIES

Find installation components on page 160

## AVAILABLE CCT



## LUMEN OUTPUT



ACCENT

## TECHNICAL INFORMATION

<b>Input Voltage</b>	12-volt DC
<b>Color Temperature (Kelvin)</b>	Soft White 3000K (3) Cool White 4000K (4)
<b>CRI (Color Rendering Index)</b>	90+
<b>LED Type</b>	SMD 2835
<b>Lumens</b>	120 lumens per foot
<b>Max Run</b>	Recommended maximum run length is 16 ft. (5 m) for single-side powering. For longer runs, power from both ends.
<b>Dimmable</b>	5%–100%
<b>Rating</b>	cULus Listed
<b>Rated Life</b>	50,000 hrs
<b>LED Beam Angle</b>	120°
<b>LED Spacing</b>	1/4"
<b>Mounting</b>	Double stick tape (included) Mounting clips for angled and flat profiles (included)
<b>Wiring</b>	20/2 stranded or solid
<b>Operating Temperature</b>	-4°F to 140°F (-20°C to 60°C)
<b>Environment</b>	Damp, wet, dry locations
<b>Construction Material</b>	Heat-resistant 8 mm PCB, extruded aluminum, polycarbonate (lens)
<b>Warranty</b>	5 years

## APPLICATIONS

Angled	Flat	Recessed
In-cabinet	Closet	Fixed or floating shelves
Stairs	Toe-kick	Frameless cabinets
Closet		Closet

For additional application help and suggestions, call Design Services at 866-848-9094





# 12-Volt, 120 Lumens/Ft. LED Linear Fixtures

Single-white LED Lighting

LED Lighting

## 12V Ordering Information

Wall Cabinet Width	Fixture Length	Watts Per Fixture	Lumens Per Fixture	Profile	Part Number
9"	6-5/8" (168 mm)	2	53	Angled	LR1P312V09-02WTemp
				Flat	LR1P712V09-02WTemp
				Recessed	LR1PX12V09-02WTemp
12"	8-5/8" (219 mm)	2	69	Angled	LR1P312V12-02WTemp
				Flat	LR1P712V12-02WTemp
				Recessed	LR1PX12V12-02WTemp
15"	12-9/16" (319 mm)	2	101	Angled	LR1P312V15-02WTemp
				Flat	LR1P712V15-02WTemp
				Recessed	LR1PX12V15-02WTemp
18"	14-1/2" (368 mm)	3	116	Angled	LR1P312V18-03WTemp
				Flat	LR1P712V18-03WTemp
				Recessed	LR1PX12V18-03WTemp
21"	18-7/16" (468 mm)	3	148	Angled	LR1P312V21-03WTemp
				Flat	LR1P712V21-03WTemp
				Recessed	LR1PX12V21-03WTemp
24"	20-7/16" (519 mm)	3	164	Angled	LR1P312V24-03WTemp
				Flat	LR1P712V24-03WTemp
				Recessed	LR1PX12V24-03WTemp
27"	24-3/8" (619 mm)	4	195	Angled	LR1P312V27-04WTemp
				Flat	LR1P712V27-04WTemp
				Recessed	LR1PX12V27-04WTemp
30"	26-5/16" (668 mm)	4	211	Angled	LR1P312V30-04WTemp
				Flat	LR1P712V30-04WTemp
				Recessed	LR1PX12V30-04WTemp
33"	30-1/4" (768 mm)	5	242	Angled	LR1P312V33-05WTemp
				Flat	LR1P712V33-05WTemp
				Recessed	LR1PX12V33-05WTemp
36"	32-1/4" (819 mm)	5	258	Angled	LR1P312V36-05WTemp
				Flat	LR1P712V36-05WTemp
				Recessed	LR1PX12V36-05WTemp
39"	36-3/16" (919 mm)	5	290	Angled	LR1P312V39-05WTemp
				Flat	LR1P712V39-05WTemp
				Recessed	LR1PX12V39-05WTemp
42"	38-1/8" (968 mm)	6	305	Angled	LR1P312V42-06WTemp
				Flat	LR1P712V42-06WTemp
				Recessed	LR1PX12V42-06WTemp
45"	42-1/16" (1018 mm)	6	337	Angled	LR1P312V45-06WTemp
				Flat	LR1P712V45-06WTemp
				Recessed	LR1PX12V45-06WTemp
48"	44-1/16" (1119 mm)	6	353	Angled	LR1P312V48-06WTemp
				Flat	LR1P712V48-06WTemp
				Recessed	LR1PX12V48-06WTemp



## Have us cut perfect tape lighting fixtures for any application

The Cut-To-Length program lets you select the type and length of tape lighting you want. We can even assemble it in an aluminum housing! We assemble the fixture in our Kearney, Nebraska, factory to your specifications. Ordering a Cut-To-Length fixture is **as simple as 1-2-3!**

### Step 1 Choose LED tape light and Kelvin temperature

300 Lumens/Ft.  
Tunable-white Lighting

Tunable-white light, standard light output at 2.93-watts per foot (300 lumens/ft. tape light, 234 lumens/ft. in profile with frosted lens), cuttable approximately every 1"



Tunable-white, 300 Lumens/Ft.

225 Lumens/Ft.  
Single-white Lighting

Single-white light, standard light output at 2.8-watts per foot (225 lumens/ft. tape light, 188 lumens/ft. in profile with frosted lens), cuttable approximately every 1"



Single-white, 225 Lumens/Ft.

120 Lumens/Ft.  
Single-white Lighting

Single-white light, accent light output at 1.5-watts per foot (120 lumens/ft. tape light, 101 lumens/ft. in profile with frosted lens), cuttable approximately every 2"



Single-white, 120 Lumens/Ft.

### Step 2 Choose an aluminum profile or select tape light only

L-007-FR White 8 mm EZ connectors on both sides of fixture

L-003-FR White 8 mm EZ connectors on both sides of fixture

L-002-FR 2 ft. wire leads on both sides of fixture


L-002XL-FR White 8 mm EZ connectors on both sides of fixture

No profile White 8 mm EZ connectors on both ends of tape light



L-007

L-003



L-002

L-002XL

Mounting clips available for the 003 and 007 profile (order separately)

### Step 3 Choose the length of tape or fixture desired

Tape lighting and fixtures in aluminum housings are available from 5" minimum to 79" maximum length.

300 Lumens/Ft.  
Tunable-white Lighting

Approximately 1" intervals

225 Lumens/Ft.  
Single-white Lighting

Approximately 1" intervals

120 Lumens/Ft.  
Single-white Lighting

Approximately 2" intervals



## Place an order

To order Cut-to-Length fixtures call Design Services at **866-848-9094** or email **DesignAndSupport@TaskLighting.com**, or use the Cut-to-Length order form that can be found under the Resources and Assistance section on TaskLighting.com. Get connected with one of our friendly in-house Design Services team members to order fixtures to your exact length requirements.



**LIVE SUPPORT!**

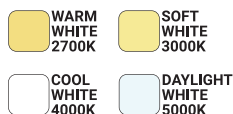
## ABOUT THESE PRODUCTS

- Perfect for custom cabinet lighting—above, under, or inside cabinets, toe-kick, cove, or display case
- Save time by ordering fixtures manufactured to your specifications to eliminate cutting fixtures on the job
- Ideal for multiple lighting fixtures of the same custom length
- IP65-rated protective micro-waterproof coating on LED tape lighting
- 90 CRI (Color Rendering Index)
- Dimmable (with compatible dimmer)
- No Ultraviolet (UV) or Infrared (IR)
- 50,000 hour LED life at 70% lumen maintenance
- 12-volt DC plug-in or hardwired power supply required (order separately)

## APPLICATIONS

- Kitchens
- Bathrooms
- Closets
- Laundry rooms
- Outdoor spaces

## AVAILABLE CCT



## AVAILABLE TUNABLE CCT



## ACCESSORIES

Find installation components on page 160

### 12V Tunable-white, 300 lumens/ft. (234 lumens/ft. in profile with frosted lens) 12-VOLT TAPE LIGHTING



Part Number	Description
ODL-TMW-BNK	300 lumens/ft. tape light, no profile
ODL-TMW-007F	300 lumens/ft. tape light, 007 flat profile with a frosted lens
ODL-TMW-003F	300 lumens/ft. tape light, 003 angled profile with a frosted lens
ODL-TMW-002F	300 lumens/ft. tape light, 002 recessed profile with a frosted lens
ODL-TMW-RSF	300 lumens/ft. tape light, 002XL deep recessed profile with a frosted lens



### 12V Single-white, 225 lumens/ft. (188 lumens/ft. in profile with frosted lens) 12-VOLT TAPE LIGHTING



Part Number	Description
ODL-VMW-BNK-Temp	225 lumens/ft. tape light, no profile
ODL-VMW-007F-Temp	225 lumens/ft. tape light, 007 flat profile with a frosted lens
ODL-VMW-003F-Temp	225 lumens/ft. tape light, 003 angled profile with a frosted lens
ODL-VMW-002F-Temp	225 lumens/ft. tape light, 002 recessed profile with a frosted lens
ODL-VMW-RSF-Temp	225 lumens/ft. tape light, 002XL deep recessed profile with a frosted lens



### 12V Single-white, 120 lumens/ft. (101 lumens/ft. in profile with frosted lens) 12-VOLT TAPE LIGHTING



Part Number	Description
ODL-RMW-BNK-Temp	120 lumens/ft. tape light, no profile
ODL-RMW-007F-Temp	120 lumens/ft. tape light, 007 flat profile with a frosted lens
ODL-RMW-003F-Temp	120 lumens/ft. tape light, 003 angled profile with a frosted lens
ODL-RMW-002F-Temp	120 lumens/ft. tape light, 002 recessed profile with a frosted lens
ODL-RMW-RSF-Temp	120 lumens/ft. tape light, 002XL deep recessed profile with a frosted lens



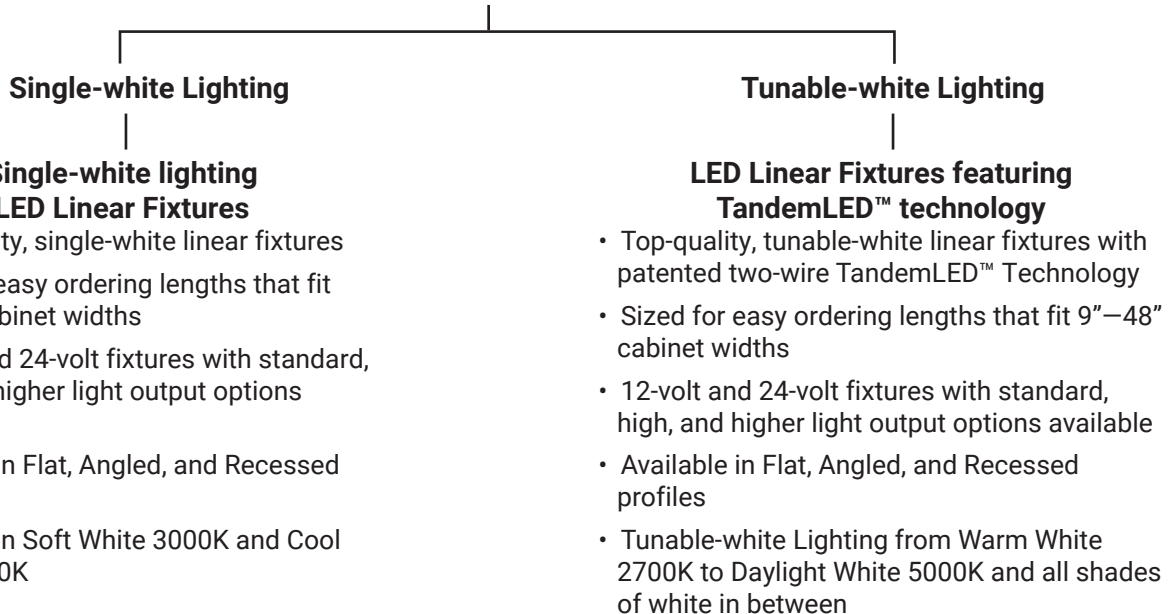


# LOOKING FOR AN LED LINEAR FIXTURE?

This selection guide will walk through how to select an LED Linear Fixture perfect for any job. If you're still unsure of which fixture would be best, **contact Design Services at 866-848-9094 or email [DesignAndSupport@TaskLighting.com](mailto:DesignAndSupport@TaskLighting.com)** for additional help.

## STEP 1 Do you want single-white or tunable-white lighting?

Things to keep in mind when selecting white light color options: Tunable-white Lighting makes it easy to tune the white light color AFTER lights have been installed.







# LED PUCK LIGHTS FOR ENHANCING A SPACE

## Versatile Applications

Recess or surface mount into shelving, cubbies, cabinets, or any space to highlight decorative objects

## True Color Quality

Consistency of light output and color between fixtures creates a clean, even look in every design


## Expect Very Long Life

All LED Puck Lights are UL listed with a 5-year warranty and rated for 50,000 hours (8 hours a day for 17 years).

**TUNABLE-WHITE SERIES**

page 142

12-volt, patented tunable-white lighting; designed for recess or surface mount with standard light output: 190 lumens per fixture



Design By: Artistic Cabinetry

**PEARL SERIES**

page 144

12-volt, single-white; designed for recess or surface mount with standard light output: 180 lumens per fixture



Design By: Artistic Cabinetry

**ULTRA-THIN SERIES**

page 146

12-volt, single-white; designed surface mount with standard light output: 190 lumens per fixture



**MINI ROUND SERIES**

page 148

12-volt, single-white; mini round profile designed for recess or surface mount with accent light output: 105 lumens per fixture



Design By: Artistic Cabinetry

# 12-Volt, 190 Lumens/Fixture LED Puck Light

## Tunable-white LED Lighting with TandemLED™ Technology

U.S. PATENT  
10,721,801

Fully assembled LED Puck Light

**FRONT VIEW**



**BACK VIEW**



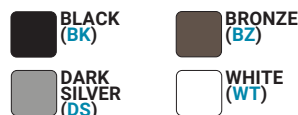
### ABOUT THE PRODUCT

- Tunable CCT from Warm White to Daylight White and all shades of white in between
- Tune the white light and adjust the brightness separately with required Wired or Wireless Controller
- Recess or surface mount
- 2 lenses included: diamond (88°), frosted (120°)
- Fully assembled fixture with input terminals on the back side for easy installation
- For a recess mount option, a 2-1/2" hole saw is recommended
- 12-volt DC plug-in or hardwired power supply required (order separately)
- Dimmable (with compatible dimmer)
- No Ultraviolet (UV) or Infrared (IR)
- Compatible with WAV Smart Control™ devices
- 50,000 hour LED life at 70% lumen maintenance
- UL listed

### ACCESSORIES

Find installation components on page 160

### AVAILABLE FINISH OPTIONS



### AVAILABLE TUNABLE CCT



### LUMEN OUTPUT



LED Lighting  
**5 YEAR**  
WARRANTY

WAV Smart Home  
Compatible

UL LISTED

### TECHNICAL INFORMATION

<b>Input Voltage</b>	12-volt DC
<b>Color Temperature (Kelvin)</b>	Tunable CCT from 2700K–5000K and all white light temperatures in between
<b>CRI (Color Rendering Index)</b>	90+
<b>LED Type</b>	SMD 3014
<b>Lumens</b>	190 lumens per fixture
<b>Max Run</b>	Refer to power supply specs
<b>Dimmable</b>	5%–100%
<b>Rating</b>	cULus Listed
<b>Rated Life</b>	50,000 hrs
<b>LED Beam Angle</b>	88°, 120°
<b>LED's Per Fixture</b>	21
<b>Mounting</b>	Surface Mount Recess Mount (2-1/2" hole saw recommended)
<b>Wiring</b>	20/2 stranded or solid
<b>Operating Temperature</b>	-13°F to 104°F (-25°C to 45°C)
<b>Environment</b>	Dry locations
<b>Construction Material</b>	Aluminum, polycarbonate (lens)
<b>Warranty</b>	5 years

### APPLICATIONS

Surface	Recessed
In-cabinet	Fixed or floating shelves
Fixed or floating shelves	Frameless cabinets
Closet	Closet

For additional application help and suggestions, call Design Services at 866-848-9094

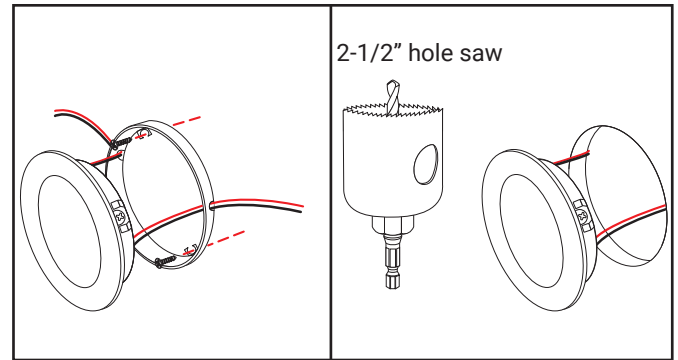
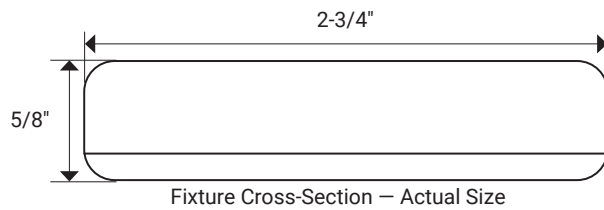


# 12-Volt, 190 Lumens/Fixture LED Puck Light

Tunable-white LED Lighting with TandemLED™ Technology

## 12V Ordering Information

Kelvin Temperature	Lumens Per Fixture	Watts Per Fixture	Part Number
2700K–5000K	190	2.4	L-PS-TDC-Color



# 12-Volt, 180 Lumens/Fixture LED Puck Light

## Single-white Lighting

Fully assembled LED Puck Light



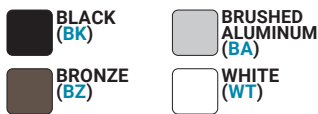
### ABOUT THE PRODUCT

- Recess or surface mount
- 2 lenses included: diamond (88°), frosted (120°)
- Fully assembled fixture with a 3 ft. lead with end barrel connector
- For a recess mount option, a 2-1/2" hole saw is recommended
- 12-volt DC plug-in or hardwired power supply required (order separately)
- Dimmable (with compatible dimmer)
- No Ultraviolet (UV) or Infrared (IR)
- Compatible with WAV Smart Control™ devices
- 50,000 hour LED life at 70% lumen maintenance
- UL listed

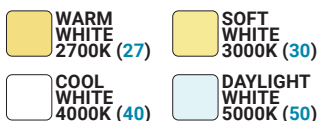
### ACCESSORIES

Find installation components on page 160

### AVAILABLE FINISH OPTIONS



### AVAILABLE CCT



### LUMEN OUTPUT



LED Lighting  
**5 YEAR**  
WARRANTY

**WAV** Smart Home  
Compatible

**UL** LISTED

### TECHNICAL INFORMATION

<b>Input Voltage</b>	12-volt DC
<b>Color Temperature (Kelvin)</b>	Warm White 2700K (27) Soft White 3000K (30) Cool White 4000K (40) Daylight White 5000K (50)
<b>CRI (Color Rendering Index)</b>	90+
<b>LED Type</b>	SMD 3014
<b>Lumens</b>	180 lumens per fixture
<b>Max Run</b>	Refer to power supply specs
<b>Dimmable</b>	5%–100%
<b>Rating</b>	cULus Listed
<b>Rated Life</b>	50,000 hrs
<b>LED Beam Angle</b>	88°, 120°
<b>LED's Per Fixture</b>	21
<b>Mounting</b>	Surface Mount Recess Mount (2-1/2" hole saw recommended)
<b>Wiring</b>	20/2 stranded or solid
<b>Operating Temperature</b>	-13°F to 104°F (-25°C to 45°C)
<b>Environment</b>	Dry locations
<b>Construction Material</b>	Aluminum, polycarbonate (lens)
<b>Warranty</b>	5 years

### APPLICATIONS

Surface	Recessed
In-cabinet	Fixed or floating shelves
Fixed or floating shelves	Frameless cabinets
Closet	Closet

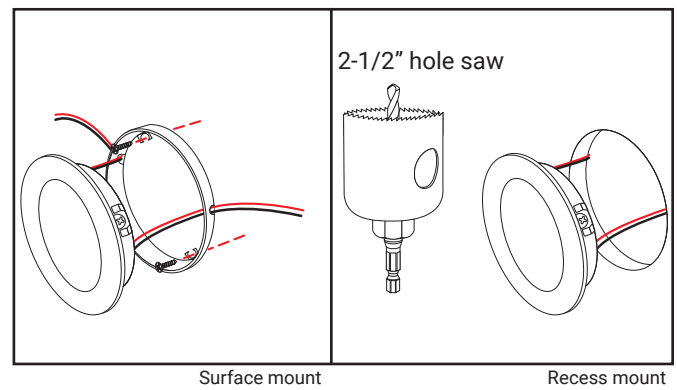
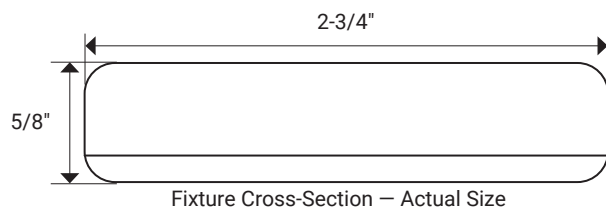
For additional application help and suggestions, call Design Services at 866-848-9094

# 12-Volt, 180 Lumens/Fixture LED Puck Light

Single-white LED Lighting (Pearl Series)

## 12V Ordering Information

Kelvin Temperature	Lumens Per Fixture	Watts Per Fixture	Part Number
2700K, 3000K, 4000K, 5000K	180	3	L-PS-Color-Temp



# 12-Volt, 190 Lumens/Fixture LED Puck Light

## Single-white Lighting

Fully assembled LED Puck Light



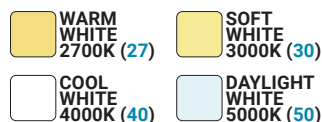
### ABOUT THE PRODUCT

- Designed for surface mount only
- Fully assembled fixture with a 3 ft. lead with end barrel connector
- 12-volt DC plug-in or hardwired power supply required (order separately)
- Dimmable (with compatible dimmer)
- No Ultraviolet (UV) or Infrared (IR)
- Compatible with WAV Smart Control™ devices
- 50,000 hour LED life at 70% lumen maintenance
- UL listed

### AVAILABLE FINISH



### AVAILABLE CCT



### LUMEN OUTPUT



### TECHNICAL INFORMATION

<b>Input Voltage</b>	12-volt DC
<b>Color Temperature (Kelvin)</b>	Warm White 2700K (27) Soft White 3000K (30) Cool White 4000K (40) Daylight White 5000K (50)
<b>CRI (Color Rendering Index)</b>	90+
<b>LED Type</b>	SMD 2835
<b>Lumens</b>	190 lumens per fixture
<b>Max Run</b>	Refer to power supply specs
<b>Dimmable</b>	5%–100%
<b>Rating</b>	cULus Listed
<b>Rated Life</b>	50,000 hrs
<b>LED Beam Angle</b>	120°
<b>LED's Per Fixture</b>	36
<b>Mounting</b>	Surface Mount <b>ONLY</b>
<b>Wiring</b>	20/2 stranded or solid
<b>Operating Temperature</b>	-13°F to 104°F (-25°C to 45°C)
<b>Environment</b>	Dry locations
<b>Construction Material</b>	Aluminum, polycarbonate (lens)
<b>Warranty</b>	5 years

### APPLICATIONS

In-cabinet

Fixed or floating shelves

Closet

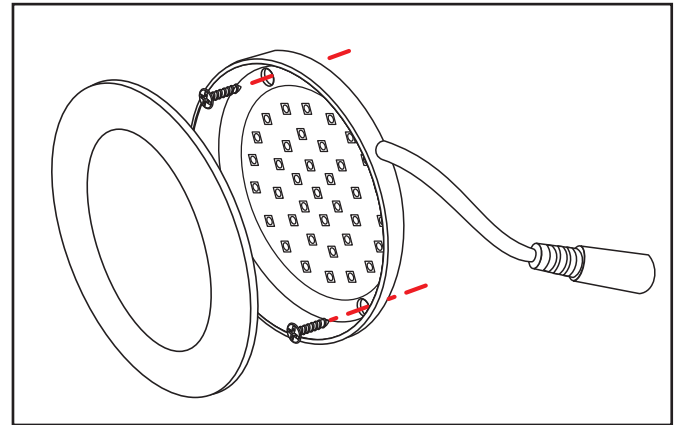
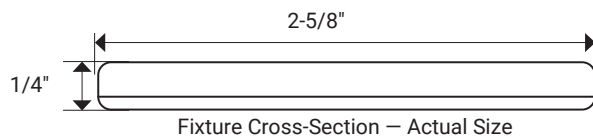
For additional application help and suggestions, call Design Services at 866-848-9094

# 12-Volt, 190 Lumens/Fixture LED Puck Light

Single-white LED Lighting (Ultra-Thin Series)

## 12V Ordering Information

Kelvin Temperature	Lumens Per Fixture	Watts Per Fixture	Part Number
2700K, 3000K, 4000K, 5000K	190	3	L-UT-FR-3SN-Temp



Surface mount only



# 12-Volt, 105 Lumens/Fixture LED Puck Light

## Single-white Lighting

Fully assembled LED Puck Light



### ABOUT THE PRODUCT

- Recess or surface mount
- Fully assembled fixture with a 3 ft. lead with end barrel connector
- For a recess mount option, a 1-3/16" hole saw is recommended
- 12-volt DC plug-in or hardwired power supply required (order separately)
- No Ultraviolet (UV) or Infrared (IR)
- Compatible with WAV Smart Control™ devices
- 50,000 hour LED life at 70% lumen maintenance
- UL listed
- Not dimmable

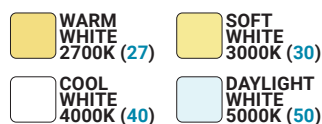
### ACCESSORIES

Find installation components on page 160

### AVAILABLE FINISH



### AVAILABLE CCT



### LUMEN OUTPUT



### TECHNICAL INFORMATION

<b>Input Voltage</b>	12-volt DC
<b>Color Temperature (Kelvin)</b>	Warm White 2700K (27) Soft White 3000K (30) Cool White 4000K (40) Daylight White 5000K (50)
<b>CRI (Color Rendering Index)</b>	90+
<b>LED Type</b>	1W Edixeon S high power
<b>Lumens</b>	105 lumens per fixture
<b>Max Run</b>	Refer to power supply specs
<b>Rating</b>	cULus Listed
<b>Rated Life</b>	50,000 hrs
<b>LED Beam Angle</b>	60°
<b>LED's Per Fixture</b>	1
<b>Mounting</b>	Surface Mount Recess Mount (1-3/16" hole saw recommended)
<b>Wiring</b>	20/2 stranded or solid
<b>Operating Temperature</b>	-13°F to 104°F (-25°C to 45°C)
<b>Environment</b>	Dry locations
<b>Construction Material</b>	Aluminum, polycarbonate (lens)
<b>Warranty</b>	5 years

### APPLICATIONS

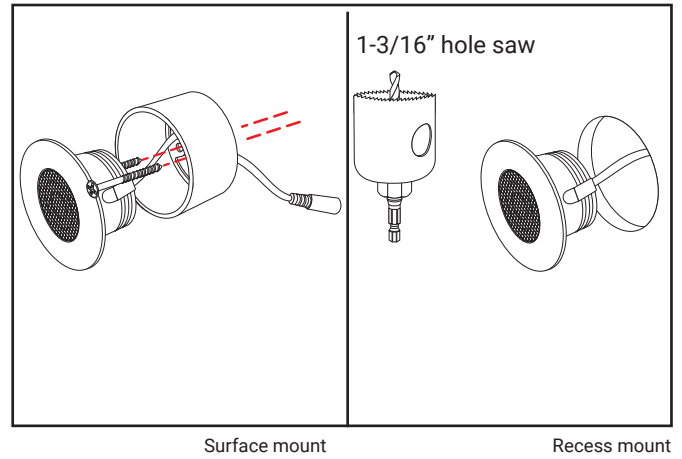
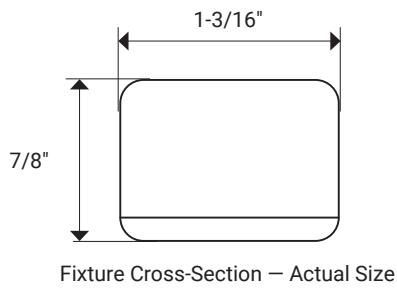
Surface	Recessed
In-cabinet	Fixed or floating shelves
Fixed or floating shelves	Frameless cabinets
Closet	Closet

# 12-Volt, 105 Lumens/Fixture LED Puck Light

Single-white LED Lighting (Mini Puck Series)

## 12V Ordering Information

Kelvin Temperature	Lumens Per Fixture	Watts Per Fixture	Part Number
2700K, 3000K, 4000K, 5000K	105	1	L-MR-CL-1BA-Temp



Design By: Artistic Cabinetry



# LED SPECIALTY LIGHTING FOR UNIQUE APPLICATIONS

## Get Creative with Backlighting

Use the Flex Sheet to backlight countertops, backsplashes, walls, artwork, and more

## Premium Light Quality

Commercial-grade, premium UL listed lighting for residential and commercial applications

## Expect Very Long Life

All LED lighting products are UL listed with a 5-year warranty and rated for 50,000 hours (8 hours a day for 17 years).





**Lighted Closet Rod**

page 152

12-volt, fully assembled round-shaped LED Lighted Closet Rod for closet and laundry applications




Design By: Artistic Cabinetry



**Flex Sheet**

page 154

24-volt flexible sheet of LED lighting for illuminating translucent surfaces, lighting signs, or wherever flexible light is needed



**120V Bar Light**

page 156

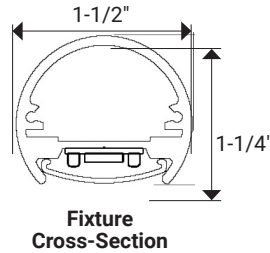
120-volt, LED under cabinet bar light with high light output, select brightness and white light color with switches on fixture



# 12-Volt, 400 Lumens/Ft. LED Lighted Closet Rod

## Single-white LED Lighting

Fully assembled LED Linear Round Shaped Closet Fixture



### ABOUT THE PRODUCT

- Flange set included with each Lighted Closet Rod
- Each end is field trimmable up to 3"
- 12-volt DC plug-in or hardwired power supply required (order separately)
- Dimmable (with compatible dimmer)
- No Ultraviolet (UV) or Infrared (IR)
- Accessories sold separately: WireWay and Center Bracket Support—see page 173
- Compatible with WAV Smart Control™ devices
- 50,000 hour LED life at 70% lumen maintenance
- UL listed

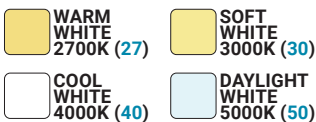
### ACCESSORIES

Find installation components on page 160

### AVAILABLE FINISH OPTIONS



### AVAILABLE CCT



### LUMEN OUTPUT



### TECHNICAL INFORMATION

<b>Input Voltage</b>	12-volt DC
<b>Color Temperature (Kelvin)</b>	Warm White 2700K (27) Soft White 3000K (30) Cool White 4000K (40) Daylight White 5000K (50)
<b>CRI (Color Rendering Index)</b>	90+
<b>Lumens</b>	400 lumens per foot
<b>Max Run</b>	Refer to power supply specs
<b>Dimmable</b>	5%–100%
<b>Rating</b>	cULus Listed
<b>Rated Life</b>	50,000 hrs
<b>LED Beam Angle</b>	120°
<b>Mounting</b>	Flange Set, Screws (included)
<b>Wiring</b>	20/2 stranded or solid
<b>Operating Temperature</b>	-4°F to 140°F (-20°C to 60°C)
<b>Environment</b>	Dry locations
<b>Construction Material</b>	Extruded aluminum, IR Acrylic
<b>Warranty</b>	5 years

### APPLICATIONS

Closet

Laundry room

Stair railing

For additional application help and suggestions, call Design Services at 866-848-9094



Smart Home Compatible



# 12-Volt, 400 Lumens/Ft. LED Lighted Closet Rod

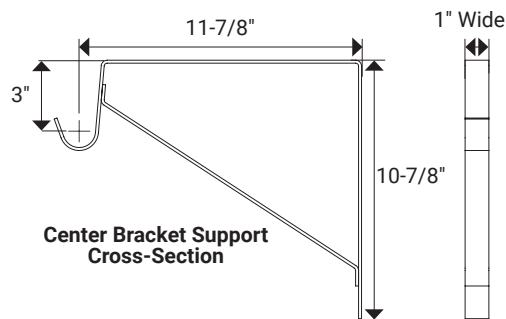
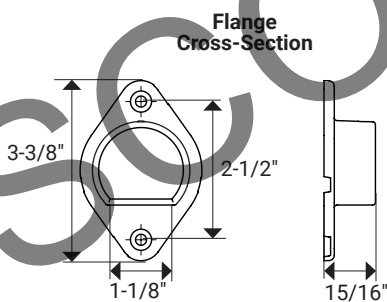
Single-white LED Lighting

LED Lighting

## 12V Ordering Information

Fixture Length	Watts Per Fixture	Lumens Per Fixture	Part Number
18" (457 mm)	4	400	LC9R18-4NDFinishTemp
24" (610 mm)	6	600	LC9R24-6NDFinishTemp
30" (762 mm)	8	800	LC9R30-8NDFinishTemp
36" (914 mm)	10	1000	LC9R36-10NDFinishTemp
42" (1067 mm)	12	1200	LC9R42-12NDFinishTemp
48" (1219 mm)	14	1400	LC9R48-14NDFinishTemp
54" (1372 mm)	16	1600	LC9R54-16NDFinishTemp
60" (1524 mm)	18	1800	LC9R60-18NDFinishTemp
66" (1676 mm)	20	2000	LC9R66-20NDFinishTemp
72" (1829 mm)	22	2200	LC9R72-22NDFinishTemp
78" (1981 mm)	24	2400	LC9R78-24NDFinishTemp
84" (2134 mm)	26	2600	LC9R84-26NDFinishTemp
90" (2286 mm)	28	2800	LC9R90-28NDFinishTemp

Blue indicates dealer choice: Finish indicates Finish Color. Temp indicates Kelvin Temperature.  
 LC9R18-4NDBK30 (Example part number for 18" Lighted Closet Rod with Black finish in 3000K)



# 24-Volt, LED Flexible Sheet Light

## Single-white LED Lighting

Flexible panel sheet light



### ABOUT THE PRODUCT

- Sheet can be cut every 1-1/2" on the 24" side or at 4-1/2" on the 9" side
- Heat dissipation leaves the sheet cool through extended use
- Spacers are recommended when installing under a surface
- 24-volt DC plug-in or hardwired power supply required (order separately)
- Dimmable (with compatible dimmer)
- No Ultraviolet (UV) or Infrared (IR)
- Compatible with WAV Smart Control™ devices
- 50,000 hour LED life at 70% lumen maintenance
- UL listed

### ACCESSORIES

Find installation components on page 160

### AVAILABLE CCT



### LUMEN OUTPUT



### TECHNICAL INFORMATION

<b>Input Voltage</b>	24-volt DC
<b>Color Temperature (Kelvin)</b>	3400K (34) 4000K (40) 6000K (60)
<b>CRI (Color Rendering Index)</b>	90+
<b>LED Type</b>	SMD2216
<b>Lumens</b>	1240 lumens per sheet
<b>Max Load Capacity</b>	Refer to power supply specs
<b>Max Run</b>	5 continuous full sheets
<b>Dimmable</b>	5%–100%
<b>Rating</b>	cULus Listed
<b>Rated Life</b>	50,000 hrs
<b>LED Beam Angle</b>	120°
<b>Mounting</b>	Spray adhesive, double-sided tape, or mounting screws
<b>Wiring</b>	20/2 solid
<b>Operating Temperature</b>	-4°F to 140°F (-20°C to 60°C)
<b>Environment</b>	Dry locations
<b>Construction Material</b>	Flexible PCB
<b>Warranty</b>	5 years

### APPLICATIONS

Back-light for sign application

Illuminate translucent counter tops

Architectural lighting

For additional application help and suggestions, call Design Services at 866-848-9094

### ACCESSORIES

Part Number	Description	Dimensions
L-FSL-B-.56-CL	.56" rubber bumper/spacer—Clear	.56" x .72" (14 mm x 18 mm)
L-FSL-B-.75-CL	.75" rubber bumper/spacer—Clear	.75" x .75" (19 mm x 19 mm)

LED Lighting  
**5 YEAR**  
WARRANTY

Smart Home  
Compatible

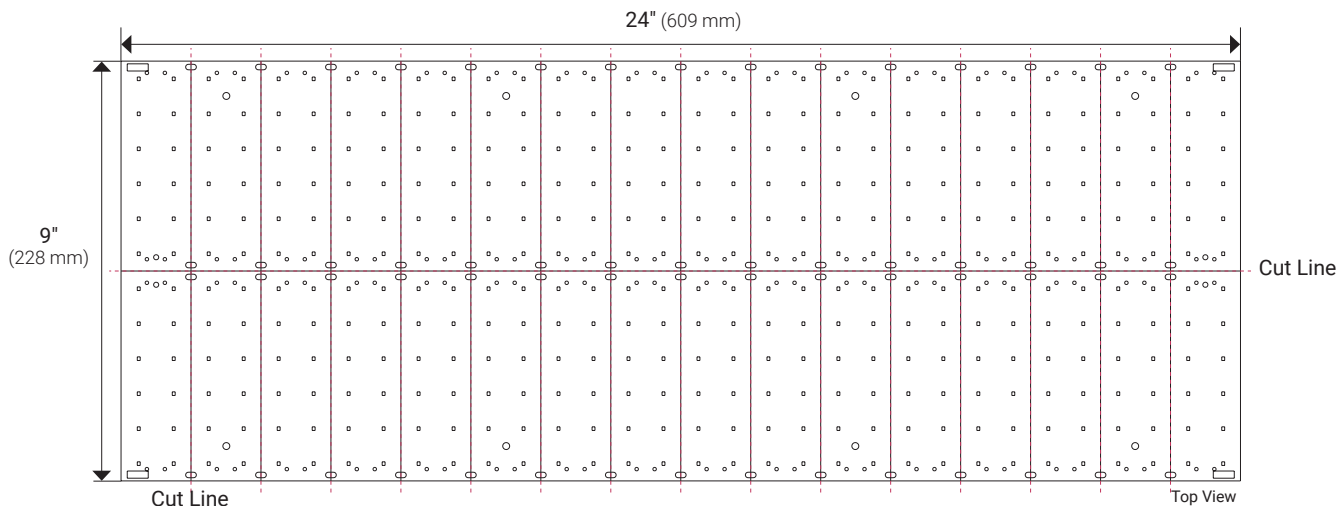
UL  
LISTED

# 24-Volt, 1240 Lumens/Sheet LED Flexible Sheet Light

Single-white LED Lighting

## 24V Ordering Information

Sheet Dimensions	Watts Per Sheet	Lumens Per Sheet	Part Number
24" x 9" (609 mm x 228 mm)	15	1240	L-FSL-15W-Temp



# 120-Volt, LED Bar Light

## Selectable-white LED Lighting

Fully assembled white light color selectable LED under cabinet bar light



### ABOUT THE PRODUCT

- Easy to install using a plug-in cord (sold separately) or hardwired ready
- Included connector to connect fixtures end-to-end for longer runs of uninterrupted light
- Linking cable (sold separately) to daisy chain fixtures easily
- Toggle switch on fixture to select between Soft White 3000K, Cool White 4000K, and Daylight White 5000K
- Rocker switch on fixture controls brightness in 3 output options: off, medium, and high
- Dimmable (with compatible dimmer)
- No Ultraviolet (UV) or Infrared (IR)
- 50,000 hour LED life at 70% lumen maintenance
- ETL Listed

### ACCESSORIES

Find installation components on page 160

### AVAILABLE FINISH OPTIONS



### SELECTABLE KELVIN TEMPERATURES

NOTE: All options available on every fixture



### LUMEN OUTPUT



### TECHNICAL INFORMATION

<b>Input Voltage</b>	120-volt AC
<b>Color Temperature (Kelvin)</b>	Soft White 3000K Cool White 4000K Daylight White 5000K
<b>CRI (Color Rendering Index)</b>	90+
<b>LED Type</b>	SMD 2835
<b>Lumens</b>	400 lumens per foot
<b>Dimmable</b>	5%–100%
<b>Rating</b>	ETL/FCC/CA Prop65
<b>Rated Life</b>	50,000 hrs
<b>LED Beam Angle</b>	110°
<b>LED Spacing</b>	1/4"
<b>Mounting</b>	Screws (included)
<b>Wiring</b>	12–14 gauge solid (hardwired) Plug-in cord (plug-in)
<b>Operating Temperature</b>	-4°F to 122°F (-20°C to 50°C)
<b>Environment</b>	Dry locations
<b>Construction Material</b>	Aluminum with acrylic
<b>Warranty</b>	5 years

### APPLICATIONS

Under cabinet or shelf

Workbench

Office

Over sink

For additional application help and suggestions, call Design Services at 866-848-9094



Smart Home Compatible



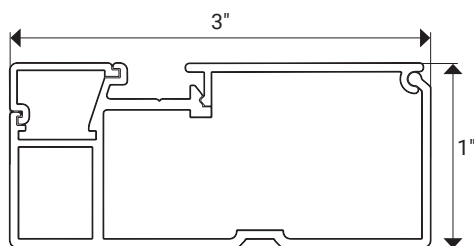
# 120-Volt, 400 Lumens/Ft. LED Bar Light

Selectable-white LED Lighting

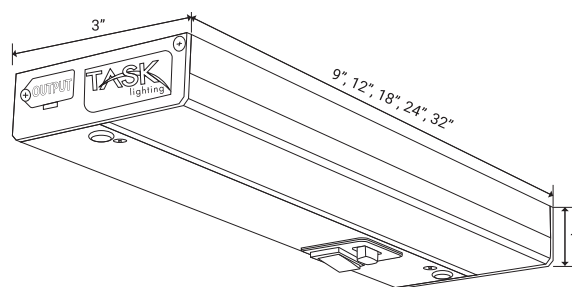
LED Lighting

## 120V Ordering Information

Fixture Length	Watts Per Fixture	Lumens Per Fixture	Part Number
9" (229 mm)	5	340	L-BL09-Finish-TW
12" (305 mm)	7	480	L-BL12-Finish-TW
18" (457 mm)	9.5	700	L-BL18-Finish-TW
24" (610 mm)	12	950	L-BL24-Finish-TW
32" (813 mm)	15	1300	L-BL32-Finish-TW



Fixture Cross-Section



Soft White 3000K



Cool White 4000K



Daylight White 5000K

T-DSS-30W-IR  
**Door Sensor**



# ACCESSORIES FOR LED LIGHTING PRODUCTS

## Power Supplies

Select from plug-in, hardwired, waterproof, and smart receiver/power supply.

## Conveniently Designed

Simple snap and screw-down connectors make installation quick and easy.

## Multiple Ways to Control

Select from wireless controllers, switches, sensors, and wall dimmers to easily control any lighting product.



### WIRELESS CONTROLLERS

page 164

Use a wireless controller for single-white, tunable-white, or multi-color lighting to easily adjust the brightness of any LED lighting product. Install in a wall plate or an Angle Power Strip fixture.



### DOPPLER MOTION SENSOR SWITCH

page 166


Install the Doppler Motion Sensor Switch in a vanity cabinet to have the lights turn on when motion is detected.



### WAV SMART CONTROL™ PRODUCTS

page 163

Control LED lighting products with WAV Smart Receivers. Easily connect lighting to a smart home device to use wireless, app, or voice control.



# 12-Volt Power Supplies

## Plug-in, Waterproof

### 12V Plug-in Power Supplies

Use with Linear Fixtures, Tape Lighting, Puck Lights, Lighted Power Strip RM, and Tunable-white RM Series

Part Number	Description	Dimensions
T-12W-12V-PI	12-watt AC/DC, 2 prong plug-in, 12-volt DC 1-amp, compatible with the wireless dimming system, switches, and sensors.	1-15/16" x 1-1/8" x 2-15/16" (50 mm x 29 mm x 74 mm)
T-24W-12V-PI	24-watt AC/DC, 2 prong plug-in, 12-volt DC 2-amp, compatible with the wireless dimming system, switches, and sensors.	3-5/8" x 1-13/16" x 1-5/8" (92 mm x 46 mm x 41 mm)
T-36W-12V-PI	36-watt AC/DC, 2 prong plug-in, 12-volt DC 3-amp, compatible with the wireless dimming system, switches, and sensors.	3-11/16" x 1-15/16" x 1-9/16" (94 mm x 50 mm x 40 mm)
T-60W-12V-PI	60-watt AC/DC, 2 prong plug-in, 12-volt DC 5-amp, compatible with the wireless dimming system, switches, and sensors.	5-1/16" x 2" x 1-5/16" (129 mm x 52 mm x 33 mm)
T-96W-12V-PI	96-watt AC/DC, 3 prong plug-in, 12-volt DC 8-amp, compatible with the wireless dimming system, switches, and sensors.	5-9/16" x 2-3/8" x 1-3/8" (141 mm x 61 mm x 35 mm)
T-120W-12V-PI	120-watt AC/DC, 3 prong plug-in, 12-volt DC 10-amp, compatible with the wireless dimming system, switches, and sensors.	6-5/16" x 2-11/16" x 1-1/4" (161 mm x 69 mm x 33 mm)

**NOTE:** Task Lighting 12-volt power supplies rated for 60-watts and less are Class 2 Listed for residential use



T-12W-12V-PI



T-24W-12V-PI



T-36W-12V-PI



T-60W-12V-PI

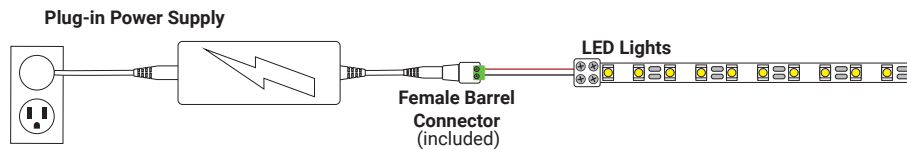


T-96W-12V-PI



T-120W-12V-PI

### Wiring for Plug-in Power Supplies



### 12V Waterproof Power Supplies

Use with Linear Fixtures, Tape Lighting, Puck Lights, Lighted Power Strip RM, and Tunable-white RM Series

Part Number	Description	Dimensions
T-60W-12-WP-HW	60-watt, 12-volt IP67-rated waterproof LED hardwired, compatible with the wireless dimming system, switches, and sensors.	6-1/2" x 1-5/8" x 1-1/4" (165 mm x 41 mm x 32 mm)
T-150W-12-WP-HW	150-watt, 12-volt IP67 rated waterproof LED hardwired, compatible with the wireless dimming system, switches, and sensors.	7-3/8" x 2-3/8" x 1-1/2" (188 mm x 60 mm x 39 mm)

**NOTE:** Task Lighting 12-volt power supplies rated for 60-watts and less are Class 2 Listed for residential use

**NOTE:** Do NOT submerge the waterproof power supplies; install in a covered area with no direct water

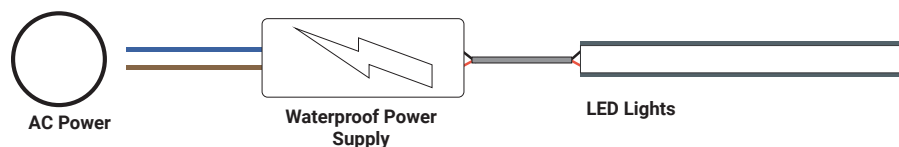


T-60W-12-WP-HW



T-150W-12-WP-HW

### Wiring for Waterproof Power Supplies



### 12V Hardwired Power Supplies

Use with Linear Fixtures, Tape Lighting, Puck Lights, Lighted Power Strip RM, and Tunable-white RM Series

Part Number	Description	Dimensions
T-DT24W-12V-HW	24-watt, 12-volt DC dimmable class 2 LED hardwired, compatible with the wireless dimming system, switches, and sensors.	13-13/16" x 3" x 1-1/2" (350 mm x 77 mm x 37 mm)
T-DT48W-12V-HW	48-watt, 12-volt DC dimmable class 2 LED hardwired, compatible with the wireless dimming system, switches, and sensors.	13-13/16" x 3" x 1-1/2" (350 mm x 77 mm x 37 mm)
T-DT60W-12V-HW	60-watt, 12-volt DC dimmable class 2 LED hardwired, compatible with the wireless dimming system, switches, and sensors.	13-13/16" x 3" x 1-1/2" (350 mm x 77 mm x 37 mm)
T-DT120W-12V-HW	120-watt, 12-volt DC dimmable class 2 LED hardwired, compatible with the wireless dimming system, switches, and sensors.	15" x 3" x 2-1/4" (350 mm x 77 mm x 57 mm)

**NOTE:** Task Lighting 12-volt power supplies rated for 60-watts and less are Class 2 Listed for residential use



T-DT24W-12V-HW



T-DT48W-12V-HW

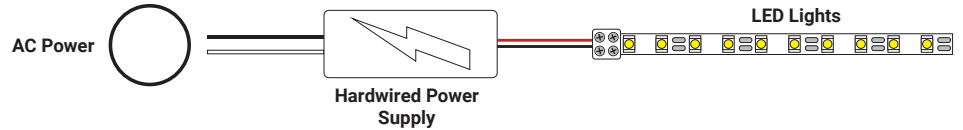


T-DT60W-12V-HW



T-DT120W-12V-HW

### Wiring for Hardwired Power Supplies



### 12V WAV Smart Receiver/Plug-in Power Supply

Use with Linear Fixtures, Tape Lighting, Puck Lights, Lighted Power Strip RM, and Tunable-white RM Series

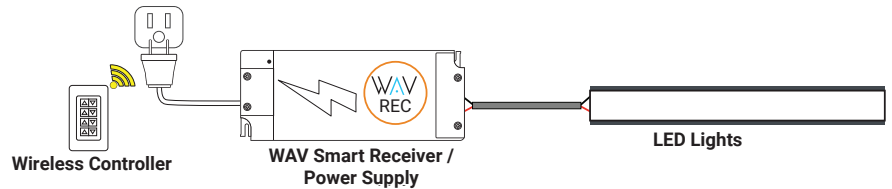
Part Number	Description	Dimensions
T-TWAV-60W-PSR	60-watt WAV Smart Receiver/Plug-in Power Supply. Use to turn LED lighting into smart home compatible lights. Smart home device not included. Option to remove plugs and use as hardwired power supply.	7-5/16" x 2-1/8" x 1-1/4" (187 mm x 73 mm x 32 mm)

**NOTE:** Task Lighting 12-volt power supplies rated for 60-watts and less are Class 2 Listed for residential use

**NOTE:** No separate app required. When using with a smart home hub, use the app compatible with the smart home hub



### Wiring for WAV Smart Receiver/Power Supply



### 12V Industrial Power Supply

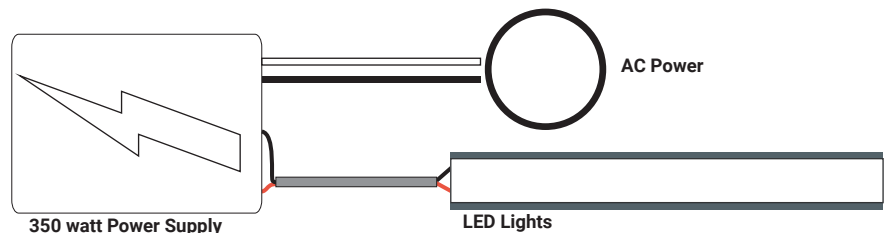
Use with Linear Fixtures, Tape Lighting, Puck Lights, Lighted Power Strip RM, and Tunable-white RM Series

Part Number	Description	Dimensions
T-350W-12V-HW	350-watt, 12-volt indoor industrial hardwired, compatible with the wireless dimming system, switches, and sensors.	8-1/2" x 4-1/2" x 1-1/4" (216 mm x 102 mm x 32 mm)

**NOTE:** Task Lighting 12-volt power supplies rated for 60-watts and less are Class 2 Listed for residential use



### Wiring for Industrial Power Supply



# 24-Volt Power Supplies

## Plug-in, Hardwired

### 24V Plug-in Power Supplies

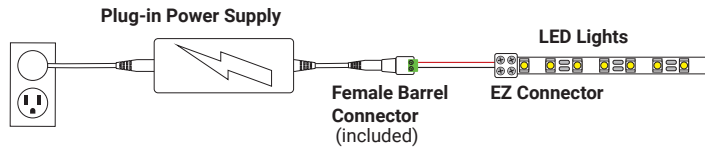
Use with 24-volt Linear Fixtures, 24-volt Tape Lighting, and FLEX Sheet

Part Number	Description	Dimensions
T-24V-24W-PI	24-watt AC/DC 2 prong plug-in, 24-volt DC 1-amp, compatible with 24-volt LED lighting, the wireless dimming system, and listed switches.	3-1/8" x 1-3/4" x 1-3/16" (79 mm x 44 mm x 31 mm)
T-24V-60W-PI	60-watt AC/DC 2 prong plug-in, 24-volt DC 2-amp, compatible with 24-volt LED lighting, the wireless dimming system, and listed switches.	4-3/8" x 1-15/16" x 1-3/16" (111 mm x 49 mm x 30 mm)
T-24V-120W-PI	120-watt AC/DC 2 prong plug-in, 24-volt DC 5-amp, compatible with 24-volt LED lighting, the wireless dimming system, and listed switches.	6-5/16" x 2-11/16" x 1-1/4" (161 mm x 68 mm x 33 mm)

**NOTE:** Task Lighting 24-volt power supplies 96-watts and under are Class 2 Listed for residential use



### Wiring for Plug-in Power Supplies



### 24V Hardwired Supplies

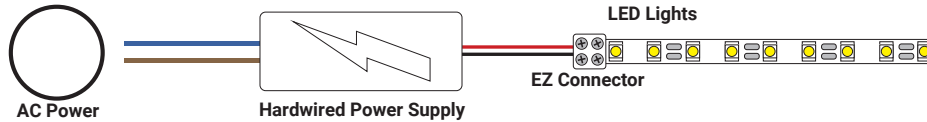
Use with 24-volt Linear Fixtures, 24-volt Tape Lighting, and FLEX Sheet

Part Number	Description	Dimensions
T-24V-DT30W-HW	30-watt, 24-volt hardwired power supply, compatible with 24-volt LED lighting, the wireless dimming system, and listed switches.	13-13/16" x 3" x 1-1/2" (350 mm x 77 mm x 37 mm)
T-24V-DT60W-HW	60-watt, 24-volt hardwired power supply, compatible with 24-volt LED lighting, the wireless dimming system, and listed switches.	13-13/16" x 3" x 1-1/2" (350 mm x 77 mm x 37 mm)
T-24V-DT120W-HW	120-watt, 24-volt hardwired power supply, compatible with 24-volt LED lighting, the wireless dimming system, and listed switches.	15" x 3" x 2-1/4" (380 mm x 77 mm x 57 mm)

**NOTE:** Task Lighting 24-volt power supplies 96-watts and under are Class 2 Listed for residential use



### Wiring for Hardwired Power Supplies



### 24V Power Supply with Built-in Wireless Receiver

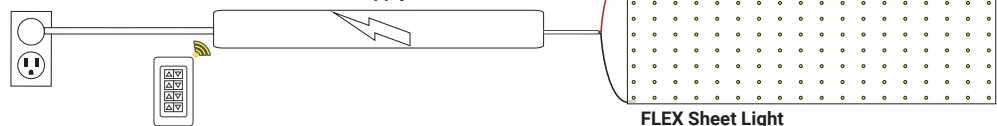
Use with 24-volt Linear Fixtures, 24-volt Tape Lighting, and FLEX Sheet

Part Number	Description	Dimensions
T-DQ75W-24V-HW	75-watt, 24-volt DC RF CV hardwired power supply with built-in wireless receiver. Purchase wireless controller separately, can be hardwired or installed with a power cord plugged into an outlet.	19-1/8" x 1-3/16" x 13/16" (486 mm x 31 mm x 21 mm)

**NOTE:** Task Lighting 24-volt power supplies 96-watts and under are Class 2 Listed for residential use



### Wiring for 24 Volt Power Supply




### Receivers for Wireless Dimming System

Use with Linear Fixtures, Tape Lighting, Puck Lights, Lighted Power Strip RM, and Tunable-white RM Series

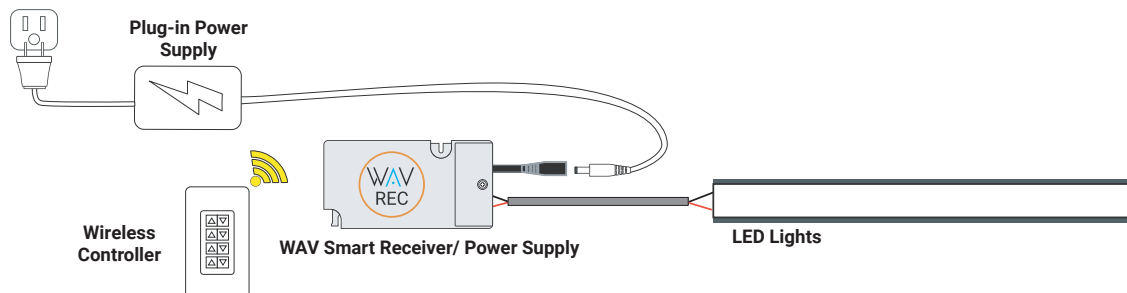
Part Number	Description	Dimensions
T-Q-WR96	96-watt LED receiver. Use one LED receiver per zone, and pair with an Uno 1-Zone Controller (T-Q-1Z-WC-RF-Color), Duo 2-Zone Controller (T-Q-2Z-WC-RF-Color), or Quattro 4-Zone Controller (T-Q-4Z-WC-RF-Color) to control on/off and dimming in each lighting zone.	3-7/8" x 1-13/16" x 13/16" (95 mm x 37 mm x 20 mm)
T-Q-WR240	240-watt LED receiver. Use one LED Receiver per zone, and pair with an Uno 1-Zone Controller (T-Q-1Z-WC-RF-Color), Duo 2-Zone Controller (T-Q-2Z-WC-RF-Color), or Quattro 4-Zone Controller (T-Q-4Z-WC-RF-Color) to control on/off/dimming in each lighting zone.	7" x 1-13/16" x 7/8" (178 mm x 46 mm x 20 mm)
T-TWAV-WR-120	WAV 120-watt Smart Receiver. Allows you to use a wireless controller, an app, or voice to control lights. Use with the Tunable-white Controller (T-T-1Z-WC-RF-Color) for tunable-white light control, or pair with an Uno 1-Zone Controller (T-Q-1Z-WC-RF-Color), Duo 2-Zone Controller (T-Q-2Z-WC-RF-Color), or Quattro 4-Zone Controller (T-Q-4Z-WC-RF-Color) to control on/off and dimming in each lighting zone. Smart home hub not included.	4-1/4" x 2-1/4" x 3/8" (108 mm x 57 mm x 22 mm)
T-TWAV-60W-PSR	60-watt Class 2 rated WAV Smart Receiver/Power Supply. Allows you to use a wireless controller, an app, or voice to control lights. Use with the Tunable-white Controller (T-T-1Z-WC-RF-Color) for tunable white light control, or pair with an Uno 1-Zone Controller (T-Q-1Z-WC-RF-Color), Duo 2-Zone Controller (T-Q-2Z-WC-RF-Color), or Quattro 4-Zone Controller (T-Q-4Z-WC-RF-Color) to control on/off and dimming in each lighting zone. Smart home hub not included.	7-5/16" x 2-1/8" x 1-1/4" (187 mm x 73 mm x 32 mm)
T-WAV-WR180-RGB	WAV 180-watt Smart Receiver for multi-color RGB lighting. Allows you to use a wireless controller, a smart phone app, or voice control with a smart home hub to control lights. Use with a Multi-color RGB Wireless Controller (T-C-RGBWC-RF-Color) to control on/off, dimming, and multi-color lighting. Smart home hub not included.	4-1/4" x 2-1/4" x 3/8" (108 mm x 57 mm x 22 mm)
T-WAV-AC120V-R	120V AC-AC Smart Receiver designed to fit behind a 120V–240V switch to turn any 120V–240V LED lighting into an app or voice controlled light. NOTE: Not compatible with a non-dimmable light. Smart home hub not included.	1-3/4" x 1-13/16" x 13/16" (45 mm x 46 mm x 20 mm)

**NOTE:** All low voltage receivers are compatible with 12-volt and 24-volt lighting

**NOTE:** No separate app required. When using with a smart home hub, use the app compatible with the smart home hub



### Example - Connecting Tape Lighting to WAV Smart Receiver



# Wireless Controllers

Tunable-white, Single-white, Multi-color

## Controllers for Wireless Dimming System

Use with Linear Fixtures, Tape Lighting, Puck Lights, Lighted Power Strip RM, and Tunable-white RM Series

Part Number	Description	Dimensions
T-T-1Z-WC-RF-Color	Tunable-white wireless controller. Controls one zone of lights: tune the white color temperature of the lights, dim lights, turn on/off, and program into memory. Use with T-TWAV-WR-120 Smart Receiver or T-TWAV-60W-PSR Smart Receiver Power Supply to use a wireless controller, an app, or voice to control lights. Available in Almond (AL), Black (BK), Brown (BR), Grey (GR), or White (WT). Smart home hub not included.	2-5/8" x 1-5/16" x 3/8" (67 mm x 33 mm x 10 mm)
T-C-RGBWC-RF-Color	RGB wireless controller. Controls one zone of lights with on/off, dimming, multi-color changing options, and program into memory. Use with T-C-RGB180 (not smart home compatible), or the T-WAV-WR180-RGB for smart home capabilities to control lights via the wireless controller, an app, or voice control. Available in Almond (AL), Black (BK), Brown (BR), Grey (GR), or White (WT). Smart home hub not included.	2-5/8" x 1-5/16" x 3/8" (67 mm x 33 mm x 10 mm)
T-Q-1Z-WC-RF-Color	Uno 1-Zone LED controller. Allows you to control one zone of lights with on/off and dimming options. Use with T-Q-WR96 receiver or T-Q-WR240 receiver. Use with T-TWAV-WR-120 Smart Receiver or T-TWAV-60W-PSR Smart Receiver/Power Supply to use a wireless controller, an app, or voice to control lights. Available in Almond (AL), Black (BK), Brown (BR), Grey (GR), or White (WT). Smart home hub not included.	2-5/8" x 1-5/16" x 3/8" (67 mm x 33 mm x 10 mm)
T-Q-2Z-WC-RF-Color	Duo 2-Zone LED controller. Allows you to control two zones of lights with on/off and dimming options. Use with T-Q-WR96 receiver or T-Q-WR240 receiver. Use with T-TWAV-WR-120 Smart Receiver or T-TWAV-60W-PSR Smart Receiver/Power Supply to use a wireless controller, an app, or voice to control lights. Available in Almond (AL), Black (BK), Brown (BR), Grey (GR), or White (WT). Smart home hub not included.	2-5/8" x 1-5/16" x 3/8" (67 mm x 33 mm x 10 mm)
T-Q-4Z-WC-RF-Color	Quattro 4-Zone LED controller. Allows you to control up to four zones of lights with on/off and dimming options. Use with T-Q-WR96 receiver or T-Q-WR240 receiver. Use with T-TWAV-WR-120 Smart Receiver or T-TWAV-60W-PSR Smart Receiver/Power Supply to use a wireless controller, an app, or voice to control lights. Available in Almond (AL), Black (BK), Brown (BR), Grey (GR), or White (WT). Smart home hub not included.	2-5/8" x 1-5/16" x 3/8" (67 mm x 33 mm x 10 mm)

**NOTE:** No separate app required. When using with a smart home hub, use the app compatible with the smart home hub  
**NOTE:** The Quattro 4-Zone Controller shows all 5 color options that each Wireless Controller is available in



Tunable White Controller  
T-T-1Z-WC-RF-WT



RGB Controller  
T-C-RGBWC-RF-WT



Uno Controller  
T-Q-1Z-WC-RF-WT



Duo Controller  
T-Q-2Z-WC-RF-WT



Quattro Controller  
T-Q-4Z-WC-RF-AL



Quattro Controller  
T-Q-4Z-WC-RF-BK



Quattro Controller  
T-Q-4Z-WC-RF-BR



Quattro Controller  
T-Q-4Z-WC-RF-GR



Quattro Controller  
T-Q-4Z-WC-RF-WT

## Cover Plates for Wireless Controllers

Use to mount Wireless Controllers neatly to the wall

Part Number	Description	Dimensions
T-DPL-Color	Decora-style cover plate to fit over Wireless Controller on wall. Use with tunable-white controller (T-T-1Z-WC-RF-Color), Uno 1-Zone Controller (T-Q-1Z-WC-RF-Color), Duo 2-Zone Controller (T-Q-2Z-WC-RF-Color), Quattro 4-Zone Controller (T-Q-4Z-WC-RF-Color), or RGB Controller (T-C-RGBWC-RF-Color) to install on wall. Available in Almond (AL), Black (BK), Brown (BR), Grey (GR), or White (WT)	4-11/16" x 2-15/16" x 11/16" (119 mm x 75 mm x 17 mm)



Decora Cover Plate  
T-DPL-AL



Decora Cover Plate  
T-DPL-BK



Decora Cover Plate  
T-DPL-BR



Decora Cover Plate  
T-DPL-GR

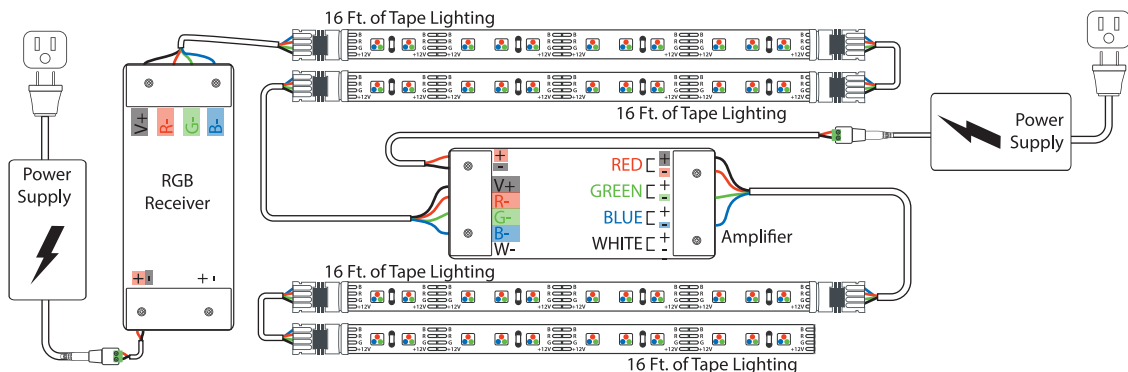


Decora Cover Plate  
T-DPL-WT

## Amplifier

Use with multi-color RGB lighting

Part Number	Description	Dimensions
T-AMP-180W	Use when powering more than 32 ft. of multi-color RGB tape lighting, repeats signal, eliminating the need for additional receivers. <b>NOTE:</b> Not compatible with tunable-white light or single-white lighting products.	7" x 1-13/16" x 7/8" (178 mm x 46 mm x 22 mm)



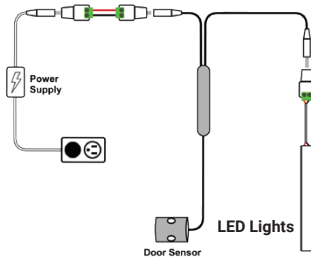
## Switches and Sensors

Use with Linear Fixtures, Tape Lighting, Puck Lights, Lighted Power Strip RM, and Tunable-white RM Series

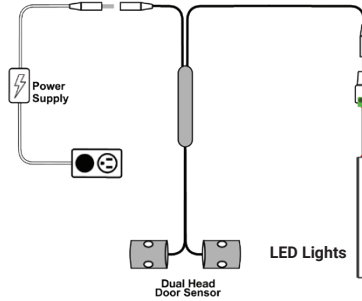
Part Number	Description	Dimensions
T-DSS-30W-IR	Infrared (IR) door sensor switch. The surface mount IR door sensor switch, with a 1-1/2" detection area, allows lights to remain on until the door or drawer is closed.	3/8" x 1" x 1-1/4" (10 mm x 25 mm x 312 mm)
T-2HDSS-30W-IR	Infrared (IR) door sensor switch <b>with two heads</b> for use in two-door cabinet. The surface-mount IR door sensor switch with a 1-1/2" detection area, allows lights to remain on until the door or drawer is closed.	3/8" x 1" x 1-1/4" (10 mm x 25 mm x 32 mm)
T-MSS-60W	Motion sensor switch. Mount sensor switch as close as possible to where movement will occur, facing out. The motion sensor activates the lighting and shuts it off 30 seconds after no motion is detected from any direction within 10 ft.	1/2" x 2-1/4" (13 mm x 57 mm)
T-MSS-D-TS	Doppler motion sensor switch. Mount sensor switch where movement will occur, facing out. The motion sensor activates the lighting and shuts it off after no motion is detected from any direction within 15 ft. <b>NOTE:</b> Can detect movement through a non-metal barrier 2" thick or less	3-7/8" x 1-13/16" x 13/16" (95 mm x 37 mm x 20 mm)



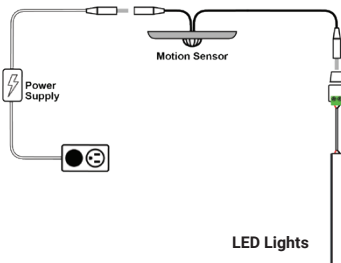
Door Sensor  
T-DSS-30W-IR



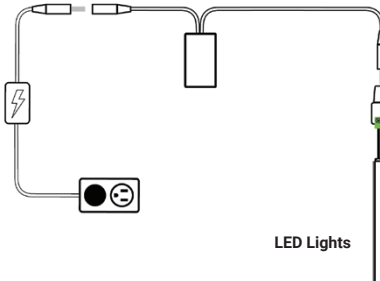
Dual Head Door Sensor  
T-2HDSS-30W-IR



Motion Sensor  
T-MSS-60W



Doppler Motion Sensor  
T-MSS-D-TS

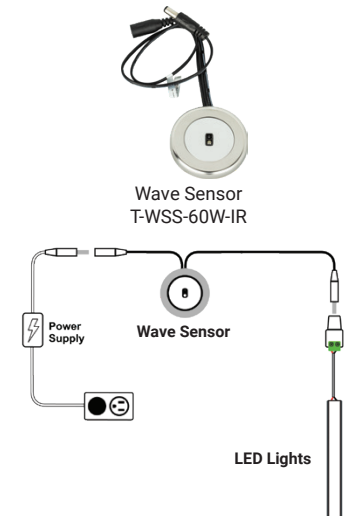
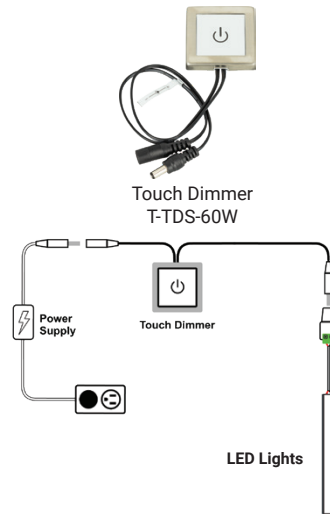
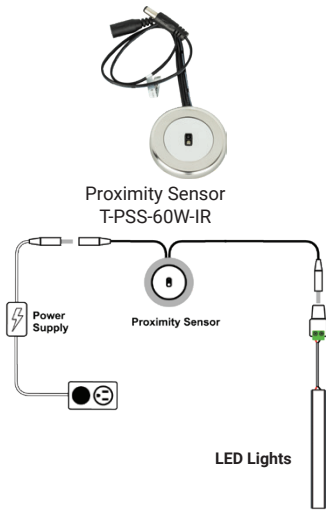




### Switches and Sensors (Continued)

Use with Linear Fixtures, Tape Lighting, Puck Lights, Lighted Power Strip RM, and Tunable-white RM Series

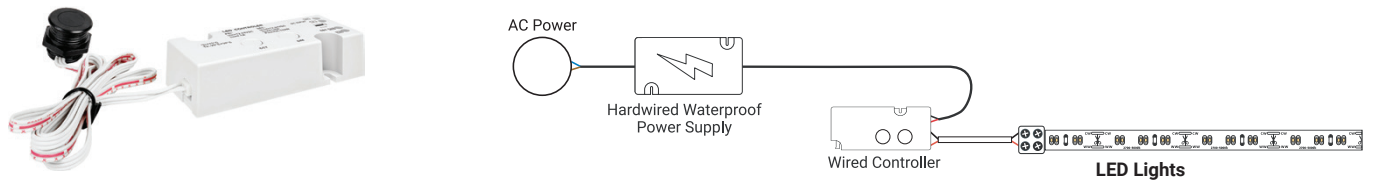
Part Number	Description	Dimensions
T-PSS-60W-IR	Infrared (IR) sensor proximity switch. Ideal for drawer lighting, as thin profile allows it to be placed at the back of the drawer to detect when closed.	2-1/4" x 3/8" (57 mm x 10 mm)
T-TDS-60W	LED touch dimmer. Touch to switch lights on/off and hold to dim.	3/8" x 2" x 2" (10 mm x 51 mm x 51 mm)
T-WSS-60W-IR	Infrared (IR) wave sensor switch. Install near the light source and activate by waving hand in front of IR sensor to turn on/off.	2-1/4" x 3/8" (57 mm x 10 mm)



### Tunable-white Wired Controller

Use with Tunable-white Tape Lighting, Linear Fixtures, Lighted Power Strip, and Puck Light

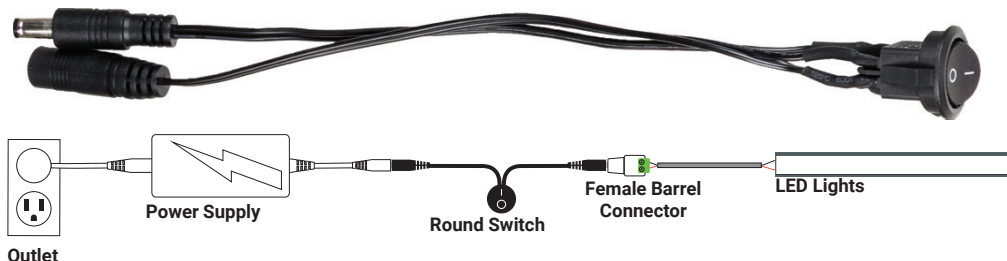
Part Number	Description	Dimensions
T-TIL-96	96-watt Wired Controller, click the "TUNE" button to cycle through preset temperatures: 2700K, 3000K, 4000K, and 5000K. Press and hold the "TUNE" button to fine-tune the temperature. Click the "DIM" button to turn the lights on/off and dim to preset levels. Press and hold the "DIM" button to fine-tune the desired level of brightness. Included Wave Sensor (optional to install and use) allows you to wave hand in front of sensor to turn lights on/off.	3-9/16" x 1-9/16" x 7/8" (91 mm x 40 mm x 22 mm)



### Round Switch

Use with Single-white Lighting Linear Fixtures, Tape Lighting, Puck Lights, Lighted Power Strip RM Series

Part Number	Description	Dimensions
T-RS-BK	On/off round switch for recessed installation. Available in black only.	15/16" (24 mm)



## Magnetic Low Voltage Dimmer

Use with hardwired power supplies

Part Number	Description	Dimensions
DVLV-600P-Color	600W Diva slide dimmer. Use with hardwired power supplies. Available in Almond (AL), Black (BK), Grey (GR), or White (WT)	4-11/16" x 2-15/16" x 11/16" (119 mm x 75 mm x 17 mm)



DVLV-600P-AL



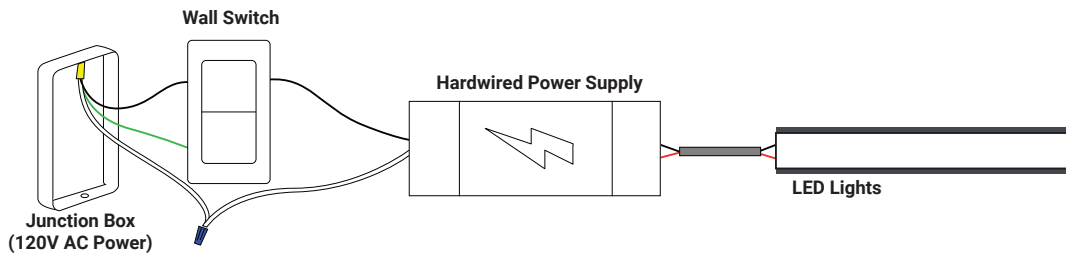
DVLV-600P-BK



DVLV-600P-GR



DVLV-600P-WT



## Electronic Low Voltage Dimmer

Use with Lighted Power Strip DV Series

Part Number	Description	Dimensions
DVELV-300P-Color	300W Diva slide dimmer. Use with the Lighted Power Strip DV Series. Available in Almond (AL), Black (BK), Grey (GR), or White (WT)	4-11/16" x 2-15/16" x 11/16" (119 mm x 75 mm x 17 mm)

**NOTE:** DVELV is ONLY compatible with the Lighted Power Strip DV Series. See DVLV above for hardwired switches compatible with the 12-volt and 24-volt hardwired power supplies



DVELV-300P-AL



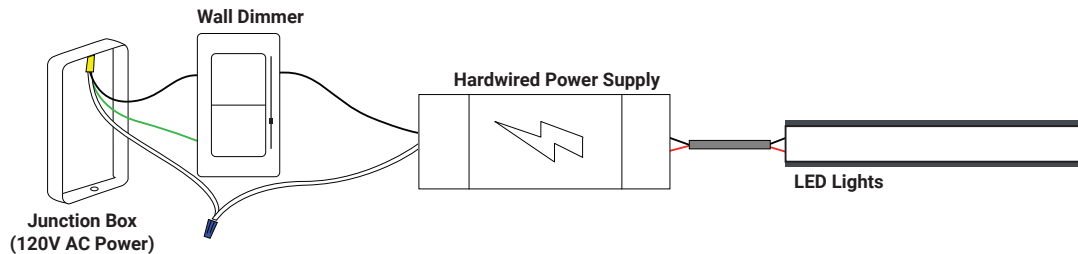
DVELV-300P-BK



DVELV-300P-GR



DVELV-300P-WT



**Barrel Connectors**

Use with LED lighting, sensors, switches, receivers, and power supplies

Part Number	Description	Dimensions
T-FBC	Female barrel to screw-down connector. Use in conjunction with male barrel connector to pair lead wires or to connect and rewire an LED light power supply cable.	1-9/16" x 9/16" x 1/2" (40 mm x 15 mm x 13 mm)
T-MBC	Male barrel to screw-down connector. Use to add a female barrel connector to a pair of lead wires for connection to an LED light power supply or cable.	1-9/16" x 9/16" x 1/2" (40 mm x 15 mm x 13 mm)



T-FBC



T-MBC

**Screw-Down EZ Connectors**

Use with LED tape lighting

Part Number	Description	Dimensions
L-EZV2-6PK-BK	Black screw-down connector 8 mm and 10 mm tape lighting, 6 pack. Use to connect 8 mm or 10 mm tape light to wire.	3/4" x 7/16" x 5/16" (19 mm x 10 mm x 8 mm)
L-EZV2-100PK-BK	Black screw-down connector 8 mm and 10 mm tape lighting, 100 pack. Use to connect 8 mm or 10 mm tape light to wire.	3/4" x 7/16" x 5/16" (19 mm x 10 mm x 8 mm)
L-EZV2-6PK-WT	White screw-down connector 8 mm and 10 mm tape lighting, 6 pack. Use to connect 8 mm or 10 mm tape light to wire.	3/4" x 7/16" x 5/16" (19 mm x 10 mm x 8 mm)
L-EZV2-100PK-WT	White screw-down connector 8 mm and 10 mm tape lighting, 100 pack. Use to connect 8 mm or 10 mm tape light to wire.	3/4" x 7/16" x 5/16" (19 mm x 10 mm x 8 mm)
L-8MM-EZ6PK	Black 8 mm screw-down connector, 6 pack. Use to connect 8 mm tape light to wire.	1/2" x 7/16" x 5/16" (13 mm x 10 mm x 8 mm)
L-8MM-EZ100PK	Black 8 mm screw-down connector, 100 pack. Use to connect 8 mm tape light to wire.	1/2" x 7/16" x 5/16" (13 mm x 10 mm x 8 mm)
L-8MM-EZ6PK-W	White 8 mm screw-down connector, 6 pack. Use to connect 8 mm tape light to wire.	1/2" x 7/16" x 5/16" (13 mm x 10 mm x 8 mm)
L-8MM-EZ100PK-W	White 8 mm screw-down connector, 100 pack. Use to connect 8 mm tape light to wire.	1/2" x 7/16" x 5/16" (13 mm x 10 mm x 8 mm)



L-EZV2-BK



L-EZV2-WT



L-8MM-EZ



L-8MM-W



L-EZV2-WT shown with tape lighting inserted

**8 mm Flex Screw-Down EZ Connectors**

Use with LED tape lighting

Part Number	Description	Dimensions
L-8MM-FLEX3PK	3 pack of flexible 8 mm corner connectors, Black. 4" wire in between connectors. Use to turn corners at any angle with 8 mm tape lighting. Compatible with single-white tape light and tunable-white tape light.	4-29/32" x 7/16" x 5/16" (125 mm x 10 mm x 8 mm)
L-8MM-FLEX3PK-W	3 pack of flexible 8 mm corner connectors, White. 4" wire in between connectors. Use to turn corners at any angle with 8 mm tape lighting. Compatible with single-white tape light and tunable-white tape light.	4-29/32" x 7/16" x 5/16" (125 mm x 10 mm x 8 mm)



L-8MM-FLEX3PK



L-8MM-FLEX3PK-W

## 3-Way Splitter

Use with LED lighting, sensors, switches, receivers, and power supplies

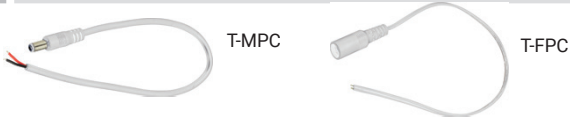
Part Number	Description	Dimensions
T-3WSP	DC 3-way splitter plug. Use to connect multiple LED light fixtures to a dimming system.	16" overall length (406 mm) 8" length of one splice (203 mm)



## Plug Connectors

Use with LED lighting, sensors, switches, receivers, and power supplies

Part Number	Description	Dimensions
T-MPC	Male Plug Connector. Connect to output side of receiver for easy plug-and-play system.	6-1/2" overall length (165 mm)
T-FPC	Female Plug Connector. Connect to input side of receiver or into a Male Plug Connector for easy connection.	6-1/2" overall length (165 mm)



## Push Connectors

Use to connect wire to wire

Part Number	Description	Dimensions
T-EZWC	EZ wire-to-wire connector. Must strip wire to insert into connector. Use to daisy chain fixtures in parallel runs or to connect around corners.	13/16" x 11/16" x 5/16" (20 mm x 18 mm x 8 mm)



## In-Line Pin Connector

Use with LED Linear Fixtures

Part Number	Description	Dimensions
STS-ICONN	Inline pin connector for direct connection of adjacent fixtures, use with LED Linear Fixtures, sold in pairs.	1/2" x 1/32" (13 mm x 1 mm)



## Flex Sheet Connector

Use with LED Flex Sheet

Part Number	Description	Dimensions
L-FSL-C	Pin connector for simple connection from one FLEX sheet to another. <b>NOTE: Only compatible with push connector mounted to flexible sheet light.</b>	1" overall length (25 mm)



**Snap Connectors**

Use with LED lighting, sensors, switches, and power supplies

Part Number	Description	Dimensions
L-8MM-SC	8 mm splice snap connector. Use to connect 8 mm LED tape light with no lead wire between the connection.	3/4" x 1/2" x 5/16" (20 mm x 13 mm x 8 mm)
L-8MM-WTSC	8 mm LED tape light to wire connector. Use to connect 8 mm tape light to wire without stripping any wires.	15/16" x 1/2" x 5/16" (24 mm x 13 mm x 8 mm)



**Snap Connectors**

Use with LED lighting, sensors, switches, and power supplies

Part Number	Description	Dimensions
L-10MM-SC	10 mm splice snap connector. Use to connect 10 mm LED tape light with no lead wire between the connection.	3/4" x 9/16" x 5/16" (19 mm x 14 mm x 8 mm)
L-10MM-WSC	10 mm LED tape light to wire connector. Use to connect 10 mm tape light to wire without stripping any wires.	15/16" x 1/2" x 5/16" (24 mm x 13 mm x 8 mm)



**Multi-Color RGB Connectors**

Use with multi-color RGB lighting

Part Number	Description	Dimensions
L-10MM-RGB-SC	10 mm RGB Tape Lighting splice connector for direct connection of tape-to-tape with no lead wire between.	3/4" x 9/16" x 5/16" (19 mm x 14 mm x 8 mm)
L-10MM-RGB-WSC	10 mm RGB Tape Lighting to 4-wire connector, accommodates up to 20 gauge wire	1" x 9/16" x 5/16" (25 mm x 14 mm x 8 mm)



**9-amp Wire Distribution Block**

Use for multiple wire connections to one location

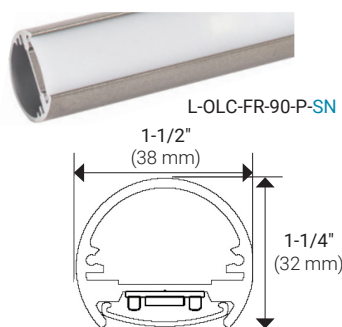
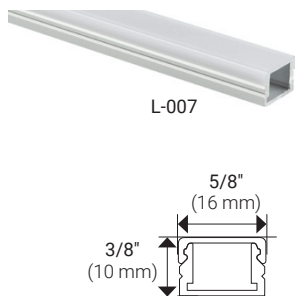
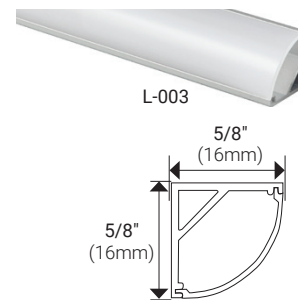
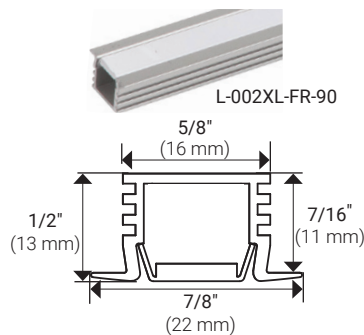
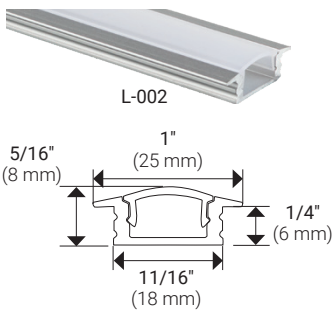
PART NUMBER	DESCRIPTION	DIMENSIONS	VOLTS	AMPS
T-WDB-W	9-amp wire distribution block with a single input terminal set and 6 output terminal sets, white.	15/16" x 2-5/16" x 3/8" (23 mm x 58 mm x 9 mm)	12 24	9



## Profiles

Use with LED tape lighting

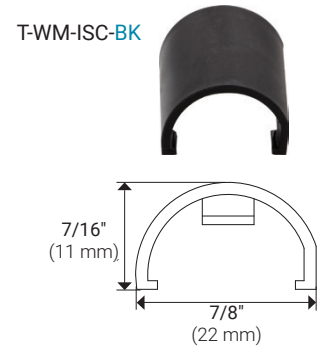
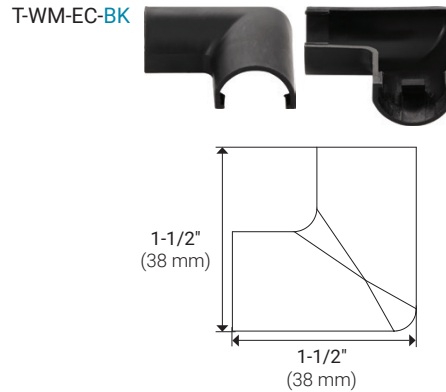
Part Number	Description	Dimensions
L-002-Lens-48	48" field-cutttable 002 recessed aluminum profile, Frosted (FR) or Clear (CL) lens. Compatible with 8 mm and 10 mm LED tape lighting for sturdy, dust-proof enclosure. This product is field-cutttable. Use with L-EC-002 for end caps. <b>NOTE: L-8MM-EZ and L-EZV2 connectors will not fit inside this profile with the lens</b>	48" x 1" x 5/16" (1219 mm x 25 mm x 8 mm)
L-002-Lens-90	90" field-cutttable 002 recessed aluminum profile, Frosted (FR) or Clear (CL) lens. Compatible with 8 mm and 10 mm LED tape lighting for sturdy, dust-proof enclosure. This product is field-cutttable. Use with L-EC-002 for end caps. <b>NOTE: L-8MM-EZ and L-EZV2 connectors will not fit inside this profile with the lens</b>	90" x 1" x 5/16" (2286 mm x 25 mm x 8 mm)
L-002XL-FR-48	48" field-cutttable 002 XL Series recessed aluminum profile, Frosted lens. Compatible with 8 mm and 10 mm LED tape lighting for sturdy, dust-proof enclosure. This product is field-cutttable. Use with L-EC-002 for end caps.	48" x 7/8" x 1/2" (1219 mm x 22 mm x 13 mm)
L-002XL-FR-90	90" field-cutttable 002 XL Series recessed aluminum profile, Frosted lens. Compatible with 8 mm and 10 mm LED tape lighting for sturdy, dust-proof enclosure. This product is field-cutttable. Use with L-EC-002 for end caps.	90" x 7/8" x 1/2" (2286 mm x 22 mm x 13 mm)
L-003-Lens-48	48" field-cutttable 003 angled aluminum profile, Frosted (FR) or Clear (CL) lens. Compatible with 8 mm and 10 mm LED tape lighting for sturdy, dust-proof enclosure. This product is field-cutttable. Use with L-EC-003 for end caps.	48" x 5/8" x 5/8" (1219 mm x 16 mm x 16 mm)
L-003-Lens-90	90" field-cutttable 003 angled aluminum profile, Frosted (FR) or Clear (CL) lens. Compatible with 8mm and 10mm LED tape lighting for sturdy, dust-proof enclosure. This product is field-cutttable. Use with L-EC-003 for end caps.	90" x 5/8" x 5/8" (2286 mm x 16 mm x 16 mm)
L-007-Lens-48	48" field-cutttable 007 flat aluminum profile, Frosted (FR) or Clear (CL) lens. Compatible with 8 mm and 10 mm LED tape lighting for sturdy, dust-proof enclosure. This product is field-cutttable. Use with L-8MM-EZ6PK for end caps.	48" x 5/8" x 3/8" (1219 mm x 16 mm x 10 mm)
L-007-Lens-90	90" field-cutttable 007 flat aluminum profile, Frosted (FR) or Clear (CL) lens. Compatible with 8 mm and 10 mm LED tape lighting for sturdy, dust-proof enclosure. This product is field-cutttable. Use with L-8MM-EZ6PK for end caps.	90" x 5/8" x 3/8" (2286 mm x 16 mm x 10 mm)
L-0LC-FR-48-P-Finish	48" field-cutttable Lighted Closet Rod profile with frosted lens. Available in Black (BK), Bronze (BZ), Satin Nickel (SN), or White (WT). <b>NOTE: L-8MM-EZ and L-EZV2 connectors will not fit inside this profile with the lens</b>	48" x 1-1/4" x 1/2" (1219 mm x 32 mm x 13 mm)
L-0LC-FR-90-P-Finish	90" field-cutttable Lighted Closet Rod profile with frosted lens. Available in Black (BK), Bronze (BZ), Satin Nickel (SN), or White (WT). <b>NOTE: L-8MM-EZ and L-EZV2 connectors will not fit inside this profile with the lens</b>	90" x 1-1/4" x 1/2" (2286 mm x 32 mm x 13 mm)



**Plastic Wire Managers**

Use for hiding wires leading to LED lighting

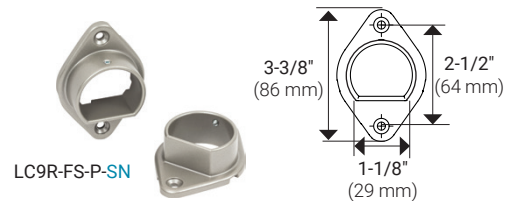
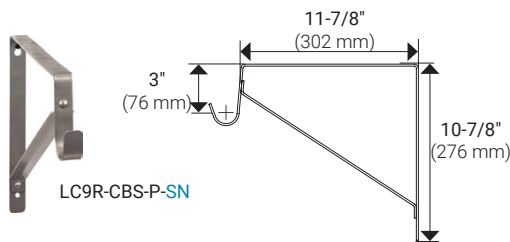
Part Number	Description	Dimensions
T-WM-90-Color	90° Plastic Wire Manager used to neatly conceal wire. Available in Black (BK) or White (WT).	90" x 3/4" x 3/8" (2286 mm x 19 mm x 9 mm)
T-WM-EC-Color	Elbow Connector to use with Plastic Wire Manager. Use to continue Plastic Wire Manager around the corner for an installation. Available in Black (BK) or White (WT).	1-1/2" x 1-1/2" x 1/2" (38 mm x 38 mm x 13 mm)
T-WM-ISC-Color	In-line Splice Connector. Used to connect two Plastic Wire Managers. Available in Black (BK) or White (WT).	1" x 7/8" x 7/16" (25 mm x 22 mm x 11 mm)



**Bracket Support and Flange Set**

Use for Lighted Closet Rod

Part Number	Description	Dimensions
LC9R-CBS-P-Finish	Support bracket for Lighted Closet Rod. Recommended to use every 48". Available in Black (BK), Bronze (BZ), Satin Nickel (SN), or White (WT)	11-7/8" x 10-7/8" x 3" (302 mm x 276 mm x 76 mm)
LC9R-FS-P-Finish	Flange set for Lighted Closet Rod. Available in Black (BK), Bronze (BZ), Satin Nickel (SN), or White (WT)	3-3/8" x 2-1/2" x 1-1/8" (86 mm x 64 mm x 29 mm)





# End Caps and Mounting Clips

## End Caps

Use with profiles

Part Number	Description	Dimensions
L-EC-002	End caps for L-002 aluminum profile, wire entry openings, available in Light Grey only	1" x 5/16" x 7/16" (25 mm x 8 mm x 11 mm)
L-EC-003	End caps for L-003 aluminum profile, available in Light Grey only	5/8" x 5/8" x 1/4" (16 mm x 16 mm x 6 mm)
L-EZV2-6PK-BK	Black screw-down connector 8 mm and 10 mm tape lighting, 6 pack. Use as an endcap for L-007 profile.	3/4" x 7/16" x 5/16" (19 mm x 10 mm x 8 mm)
L-EZV2-100PK-BK	Black screw-down connector 8 mm and 10 mm tape lighting, 100 pack. Use as an endcap for L-007 profile.	3/4" x 7/16" x 5/16" (19 mm x 10 mm x 8 mm)
L-EZV2-6PK-WT	White screw-down connector 8 mm and 10 mm tape lighting— 6 pack. Use as an endcap for L-007 profile.	3/4" x 7/16" x 5/16" (19 mm x 10 mm x 8 mm)
L-EZV2-100PK-WT	White screw-down connector 8 mm and 10 mm tape lighting, 100 pack. Use as an endcap for L-007 profile.	3/4" x 7/16" x 5/16" (19 mm x 10 mm x 8 mm)
L-8MM-EZ6PK	Black 8 mm screw-down connector, 6 pack. Use as an endcap for L-007 profile.	1/2" x 7/16" x 5/16" (13 mm x 10 mm x 8 mm)
L-8MM-EZ100PK	Black 8 mm screw-down connector, 100 pack. Use as an endcap for L-007 profile.	1/2" x 7/16" x 5/16" (13 mm x 10 mm x 8 mm)
L-8MM-EZ6PK-W	White 8 mm screw-down connector, 6 pack. Use as an endcap for L-007 profile.	1/2" x 7/16" x 5/16" (13 mm x 10 mm x 8 mm)
L-8MM-EZ100PK-W	White 8 mm screw-down connector, 100 pack. Use as an endcap for L-007 profile.	1/2" x 7/16" x 5/16" (13 mm x 10 mm x 8 mm)



## Mounting Clips

Use with profiles

Part Number	Description	Dimensions
L-MC-003	Mounting clip for L-003 aluminum profile, mounting screws included	9/16" wide (14 mm)
L-MC-007	Mounting clip for L-007 aluminum profile, mounting screws included	5/8" wide (16 mm)





## Stranded Wire

Use with Linear Fixtures, Tape Lighting, Puck Lights, Lighted Power Strip RM and Tunable-white RM Series

Part Number	Description	Dimensions
T-CW20G-STR-25	25 ft. spool of 20/2 AWG stranded wire	1/8" (3 mm)
T-CW20G-STR-50	50 ft. spool of 20/2 AWG stranded wire	1/8" (3 mm)
T-CW20G-STR-100	100 ft. spool of 20/2 AWG stranded wire	1/8" (3 mm)
T-CW20G-STR-1	20/2 AWG stranded wire. Specify the number of feet needed when ordering. Sold per foot. Must order a minimum of 2 ft.	1/8" (3 mm)



T-CW20G-STR-25



T-CW20G-STR-50



T-CW20G-STR-100

## Solid Wire

Use with Linear Fixtures, Tape Lighting, Puck Lights, Flexible Sheet Light, Lighted Power Strip RM and Tunable-white RM Series

Part Number	Description	Dimensions
T-CW20G-SOL-25	25 ft. spool of 20/2 AWG solid wire	1/8" (3 mm)
T-CW20G-SOL-50	50 ft. spool of 20/2 AWG solid wire	1/8" (3 mm)
T-CW20G-SOL-100	100 ft. spool of 20/2 AWG solid wire	1/8" (3 mm)
T-CW20G-SOL-1	20/2 AWG solid wire. Specify the number of feet needed when ordering. Sold per foot. Must order a minimum of 2 ft.	1/8" (3 mm)



T-CW20G-SOL-25



T-CW20G-SOL-50



T-CW20G-SOL-100

## RGB 4-Strand Wire

Use with multi-color RGB tape lighting

Part Number	Description	Dimensions
L-RGB-4C-WIRE	Connection wire for extending RGB connections between tape lighting, connectors, and controllers, 22-gauge double sleeve construction. Sold per foot. <i>Must order a minimum of 2 feet.</i>	5/32" outside diameter (4 mm)



## 3M™ Adhesion Promoter Wipe

Use with LED Tape Lighting

Part Number	Description
L-APW-4298	3M™ adhesion promoter wipe cleans the surface for a stronger tape lighting adhesion bond



## 3M™ Adhesion Tape

Use for mounting tape lighting, LED linear fixtures, or components

Part Number	Description	Dimensions
L-DSA200	Waterproof 3M™ 300LSE high-bond, double-sided adhesion tape for secure tape light installation	5/16" wide (8 mm)





Wireless ● App ● Voice  
SMART CONTROL

The simple way to make LED lighting smart with multiple ways to control

Connect with a Wireless Controller for wireless control from anywhere in the home



Connect using a smart home device app to control with smart phone anywhere at any time



Connect with a Smart home speaker to use voice control





## How does WAV work?

WAV stands for Wireless-App-Voice and is a smart device that turns LED Lighting products into smart home connected lights using Zigbee 3.0 technology.

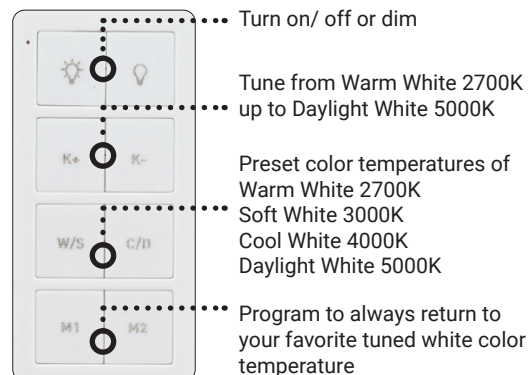
Control lights with Amazon Alexa, Google Home, Philips Hue, Apple HomeKit, or any Zigbee 3.0 compatible system.

## Control with a Wireless Controller

### Easy tuning with a Wireless Controller

Use one of our Wireless Controllers designed to turn single-white LED lights on/off or dim. Use the Tunable-white Wireless Controller to turn the lights on/off, dim, and tune the white color temperature for tunable-white lighting.

Also requires a WAV Smart Receiver (T-TWAV-WR-120) or WAV Smart Receiver/Power Supply (T-TWAV-60W-PSR)



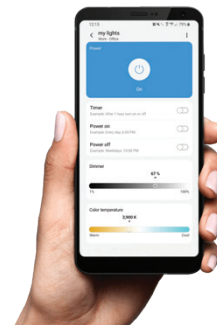
Tunable-white  
Wireless Controller  
T-T-1Z-WC-RF-WT

## Control with a Smart home app

### Customize your lighting with an app

Use the smart home device's app to turn the LED lights on/off and dim. If using the tunable-white lights, tune the white light color temperature. Use the app to set up a schedule to tune color and/or brightness of the lights throughout the day!

Also requires a WAV Smart Receiver (T-TWAV-WR-120) or WAV Smart Receiver/Power Supply (T-TWAV-60W-PSR)



Samsung SmartThings  
app shown in use

(Use the app from the selected smart home device of choice. No need to download a separate app)

## Control with voice using a smart home hub

### Go hands-free with voice control

Use voice control with the smart home device to turn the LED lights on/off and dim. If using the tunable-white lights, tune the white light color temperature.

Also requires a WAV Smart Receiver (T-TWAV-WR-120) or WAV Smart Receiver/Power Supply (T-TWAV-60W-PSR)



"Alexa, tune  
the kitchen to  
Warm White"

(Smart home device not  
sold by Task Lighting)

### Find more online

Scan the QR code to see a list of compatible smart home devices and how to incorporate WAV Smart Control™ in any project.



Scan the QR code to view  
a list of compatible smart  
home devices

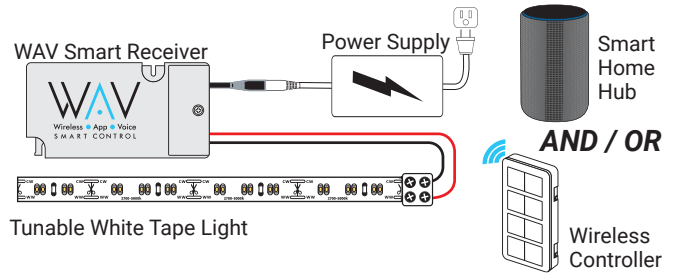
WAV Smart Control™ products work with Zigbee-enabled smart home hub products available from several manufacturers.



NOTE: Smart home hub is NOT included with WAV Smart Control Products.

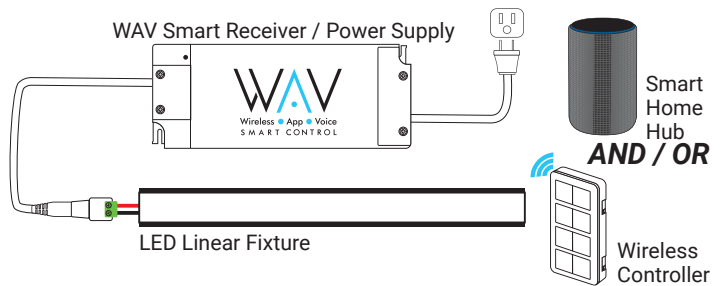
## WAV Smart Receiver

A smart receiver to connect with two-wire LED lighting and a power supply. Use with single-white tape lighting, tunable-white tape lighting, single-white linear fixtures, tunable-white linear fixtures, or puck lights.



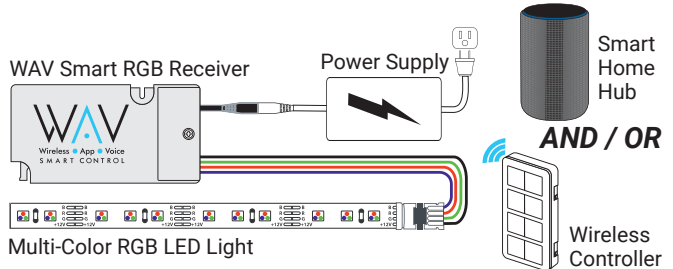
## WAV Smart Receiver/60-watt Plug-in Power Supply

A smart receiver AND 60-watt power supply combined into one device that can be used as a plug-in power supply or hardwired. Use with single-white tape lighting, tunable-white tape lighting, single-white linear fixtures, tunable-white linear fixtures, or puck lights.



## WAV Smart RGB Receiver

A smart receiver to connect with 4-wire multi-color RGB LED lighting and a power supply. Use with multi-color RGB LED lighting.



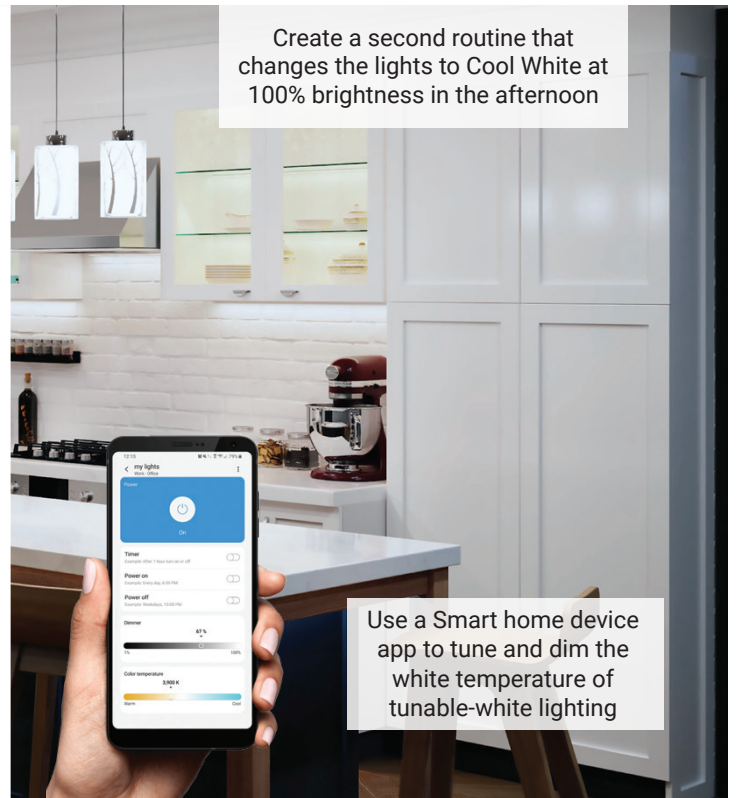
## WAV Smart AC/AC 120V Receiver

A smart receiver that installs behind a 120V–240V wall switch, making the switch smart home compatible. Use with single-white 120V LED lighting.





**Use WAV Smart Control to get the most out of any lighting experience in any room through the home.**



# WAV Smart Control<sup>™</sup>

What helps Task Lighting WAV Smart Control<sup>™</sup> stand out against everyone else's smart home systems? How easy it is! Easy to order. Easy to install. Easy to control. Take a look!

## Easy-to-use smart home controlled LED lighting system

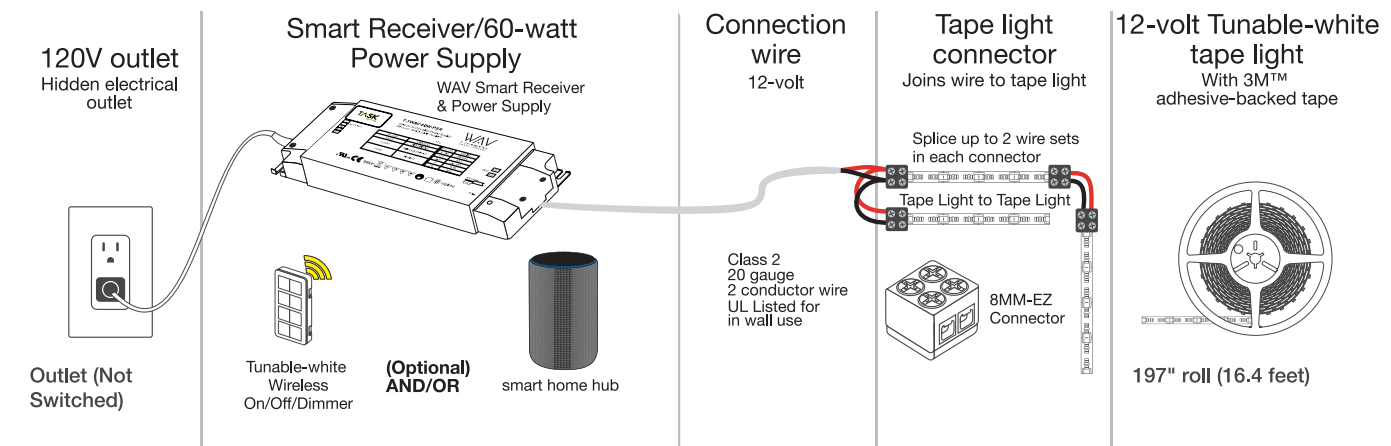
**Step 1.** Connect receiver/power supply to tape light



**Step 2.** Pair receiver/power supply to wireless controller or smart home hub



**Step 3.** Plug receiver/power supply into wall outlet



## Smart home lighting made easy

- Plug the power supply into an existing electrical outlet hidden behind the microwave, refrigerator, dishwasher, or under the sink
- Easily connect and mount the receiver near the plug-in power supply, or use a smart receiver/power supply for two-in-one functionality
- Run connection wire through cabinets by drilling a tiny 1/4" hole for feed-through
- Use our simple connectors to easily join lighting products to wire
- Press the "prog" button on the receiver 5 times to put it into pairing mode, then command the lighting control-enabled smart home hub of your choice to search for lights. In less than 60 seconds, the lights will be paired with the smart home device, enabling app and voice control for on/off and dimming.
- Program the wireless controller and mount in a wall box, directly to a flat surface, or use as a remote

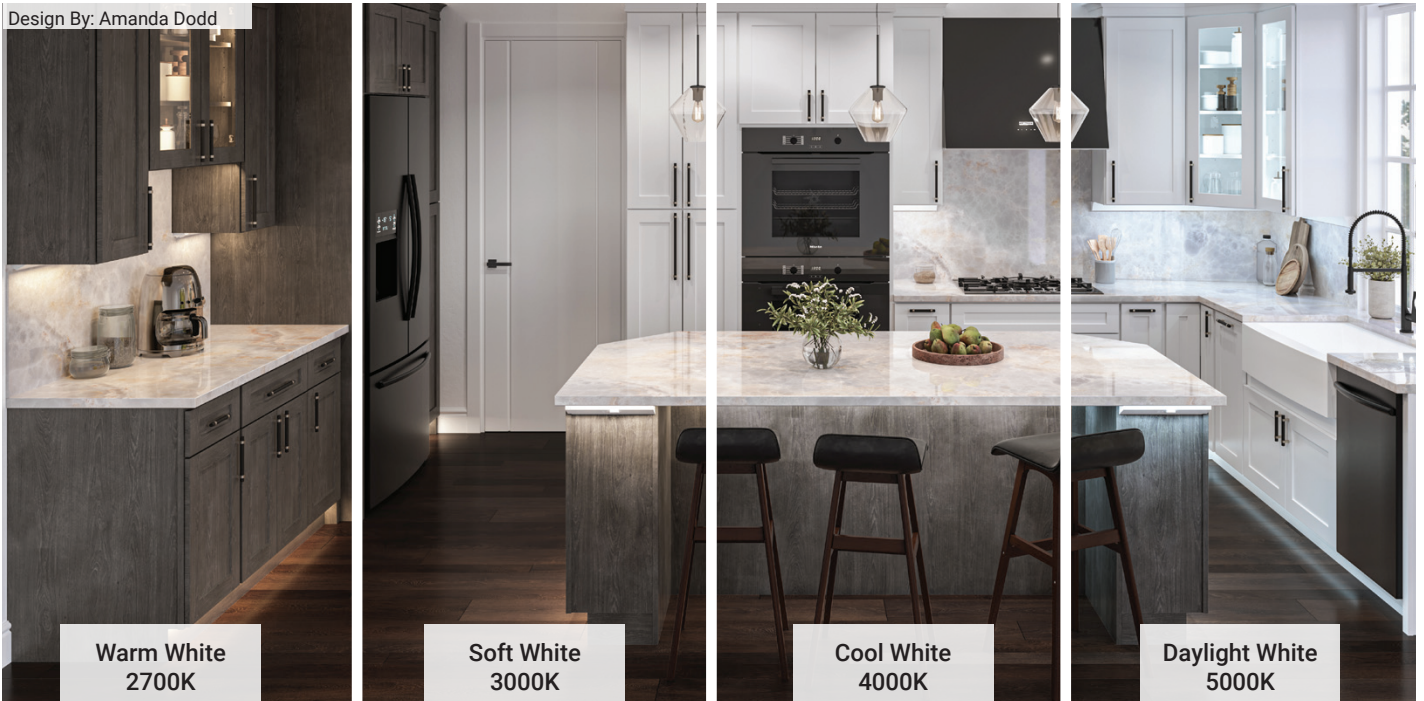


# WHAT IS TANDEMLED™ TECHNOLOGY?

Our Tunable-white Lighting features patented\*, industry standard two-wire TandemLED™ Technology to easily tune the white light temperature from Warm White 2700K to Daylight White 5000K and all shades of white in between.

Eliminate the need to settle on one white lighting color in a space. Tune the white light Kelvin temperature AFTER the cabinets and lighting are installed at any time!

Design By: Amanda Dodd



Warm White  
2700K

Soft White  
3000K

Cool White  
4000K

Daylight White  
5000K

## Tunable-white LED Lighting with TandemLED™ Technology is the easy choice!

Install tunable-white LED lighting to experience full tuning control of white light color temperature from Warm White 2700K to Daylight White 5000K and all shades of white in between. Adjust the lighting throughout the day to fit energy levels with warm white for relaxing and cool white for focusing.

\*U.S. patent number 10721801

## Embrace a full spectrum of white color temperature with tunable-white lighting

Install tunable-white lighting to experience full control of the white color temperature, from Warm White to Daylight White and all shades of white in between. Set the lights to Daylight White while cleaning. Use Cool White while preparing a meal. Switch to Soft White while entertaining. Transition to Warm White in the evening to relax.

### Warm to Cool Lighting—Dim to Bright Lighting

Tunable-white lighting offers an unrestricted lighting control experience. Any combination of white color and brightness is achievable: warm lighting, cool lighting, and any shade of white in between, from 5% to 100% brightness at all temperatures.



### Mimic Natural Outdoor Lighting and Circadian Rhythms

Adjust the brightness of Tunable-white lighting at any point throughout the day to match the natural lighting outside. A routine can also be set-up in a smart home system's app to mimic the natural outdoor lighting throughout the day automatically, enabling the user to attune their lighting to the body's natural circadian rhythm.





## Select the perfect white color temperature for any space

When installing lighting, it's important to select an optimal white color (Kelvin) temperature that accentuates the beauty of the space.

**Pro tip:** Using the same color temperature lighting throughout a room gives it a clean, even feel.

### Warm White 2700K

Produces a warm and inviting color of light. It is generally the color of incandescent lighting. Choose 2700K to complement brown woods or warm colors such as red, gold, or orange. Copper, gold, brass, and bronze hardware pair nicely with this color temperature.



### Soft White 3000K

This is a soft, neutral warm color. It's preferred for complementing natural wood, warm grey, and ivory. Bronze, satin nickel, and gold hardware pair perfectly with this color temperature.



### Cool White 4000K

Creates a cool and vibrant color of illumination. It's preferred in kitchens and working areas, and provides a crisp look for blue, green, and white colors. Gunmetal, pewter, and satin nickel hardware are the perfect pairing for this light temperature.



### Daylight White 5000K

This is considered sunlight at high noon. It has a stark white or bluish appearance. This invigorating color works great in spaces that require bright light, and in commercial applications. Satin nickel, chrome, and black hardware are highlighted nicely in this temperature.



### Tape Lighting and Linear Fixture Samples

#### DIS-ILM-SAMP20

Roll-up sample bag of select tape lighting and linear fixtures; includes plug-in power supply for demonstration.

#### Support this sample!

Pair with a WAV Smart Receiver (T-TWAV-WR-120) or WAV Smart Receiver/60-watt Plug-in Power Supply (T-TWAV-60W-PSR) to show the ability to change Kelvin temperatures on the sample pieces. A Tunable-white Wireless Controller (T-T1Z-WC-RF-Color) is needed for tunable control with WAV Smart Control™ devices, or a Tunable-white Wired Controller (T-TIL-96) can be used with the included power supply



#### Roll up bag includes

- 300 Lumens/Ft. Tunable-white Tape Light
- 225 Lumens/Ft. Single-white Recessed Linear Fixture, (002XL Profile)
- 225 Lumens/Ft. Single-white Flat Linear Fixture, (007 Profile)
- 120 Lumens/Ft. Single-white Shallow Recessed Linear Fixture, (002 Profile)
- 225 Lumens/Ft. Single-white Angled Linear Fixture, (003 Profile)
- Plug-in Power Supply (T-12W-12V-PI)

### Tape Lighting Samples

#### SAMP-TAPELIGHT

Sample kit containing short segments of 12-volt single-white and tunable-white tape lighting; power supply not included.



L-RMW300-16-30



L-VMW600-16-30



L-T600-16-MW

### Profile Samples

#### SAMP-AL-PROFILE

Sample kit containing 6" pieces of each aluminum profile option.



LC9R Profile



L-002 Profile



L-002XL Profile



L-003 Profile




L-007 Profile

### Tunable White Samples

#### SAMP-TAN-DEMO

Sample tunable-white Lighting featuring TandemLED™ Technology kit; includes a puck light with pre-attached barrel connector, 6" strip of tape lighting with pre-attached barrel connector, 3-way splitter, a wired controller, and a 12-watt plug-in power supply for demonstration.



L-PS-TDC-DS



T-3WSP



T-TIL-96



L-T600-16-MW



T-12W-12V-PI

**Angle Power Strip  
TR Sample**

SAMP-TR-4COLOR  
24" Angle Power Strip TR Series split into four sections to show the standard finish options and receptacle color options.



**Angle Power Strip  
APT Sample**

SAMP-APT-4COLOR  
24" Angle Power Strip APT Series split into four sections to show the standard finish options and receptacle color options.




**Lighted Power Strip  
DV Sample**

SAMP-LPS12QDV30  
12-1/2" Lighted Power Strip DV Series with 6 ft. power cord to plug-in and show customers.




**Lighted Power Strip  
RM Sample**

SAMP-LPS12HRM30  
12-1/2" Lighted Power Strip RM Series with DC Jack attached.




**Color Chain Sample**


SAMP-TASK-CK  
Color chain sample of our powder coated finishes.



Black (BK)



Bronze (BZ)



Satin Nickel (SN)



White (WT)

**Questions about samples available?**

Contact our friendly in-house **Design Services** at **866-848-9094** or email **DesignAndSupport@TaskLighting.com** for questions about samples we have available, what sample works best for your needs, or additional product questions.



**LIVE SUPPORT!**

**Bring your kitchen to light!**

**Fully Assembled LED Lighting Fixtures**

- Manufactured in Kearney, Nebraska
- Surface, angle or recessed mounting
- 50,000 hour life
- Fixtures fit under cabinets 9" to 48"
- Tunable White and Single-White optics

**Angled Linear Fixture**

**Flat Linear Fixture**

**LED Tape Lighting**

- Professional-grade
- Plug-in power
- HOUSING OPTIONS
- 50,000 hour life
- Cut to length from 16 ft. rolls
- Tunable-White, Single-White, and Multi-Color options

Select a color temperature - TASK Lighting products available in all four Kelvin color temperatures. Tape lighting below is 325 Lumens/ft Standard Output Single-White. Available in additional light outputs.

**Warm White 2700K**

**Soft White 3000K**

**Cool White 4000K**

**Daylight White 5000K**

Tape lighting is also available in Tunable-White featuring patented, two-wire TandemLED™ technology.

**TASK Lighting protective & waterproof coating (IP65 rated)**

TASK Lighting tape lighting **Feel the difference!**

Common tape lighting

**Multi-Color RGB Lighting**

- Select one color or multiple colors
- Change colors any time easily
- Thousands of colors to choose from
- Use outdoors or indoors for mood lighting

**Puck Lights**

- Available in five styles
- Available in four finishes
- Four Kelvin color temperatures or Tunable-White
- Perfect for spot lighting

**Lighted Power Strip**

- Combines light & power into one fixture
- Also available without lighting
- Power outlets tucked up out of sight
- Preserve the beauty of your backplash

**Wireless On/Off/Dimmer**

- Dim lighting areas separately - above cabinets, above counter, top-lick at bottom, outside, etc.
- Wireless operation - mounts anywhere, avoid cost of electrician to wire
- Fast, simple, one-touch pairing
- Available in three styles and multiple colors

**Touch Dimmer**

Please touch to turn this display lighting on, off, and to dim

## LED Lighting powered countertop display

This LED lighting powered countertop display comes complete with a Touch Dimmer Switch and plug-in power supply for you to carry around and plug-in to light up. Order a display from Task Lighting using part number **DIS-LED2019**.

Display size is 18" x 13"

**Angle Power Strip**

Power at your fingertips, tucked out of sight

www.task-lighting.com

**Preserve the beauty of the backplash and the island**

Island with typical power outlet

Island with Angle Power Strip

Island with Angle Power Strip

Angle Power Strip with LED Lighting

**Power outlets cut into backplash**

**The better power solution**

## Angle Power Strip countertop display

The Angle Power Strip countertop display is a larger display board for the countertop that highlights the ability to keep the beautiful backplash and the island uninterrupted. Order a display from Task Lighting using part number **DIS-APS2019**.

Display size is 18" x 12"

**Add Tunable White LED Lighting to beautify your kitchen**

Easily change the white color temperature of lighting AFTER the lighting is installed and any time - from Warm White to Daylight White and all shades of white in between!

Promote relaxation by setting lighting to Warm White (2700K)

Wake up with a Soft White (3000K) that mimics the sun

Increase productivity with a crisp Cool White (4000K)

Turn to Daylight White (5000K) while cleaning and working

**TandemLED™ Lighting**

**Tunable White LED Lighting**

**Full-range brightness control**

**Smart Home Compatible**

Warm White 2700K to Daylight White 5000K and all shades of white in between

Easily dim and tune the lighting with a wired or wireless controller

## Tunable-white countertop display

The tunable-white LED lighting countertop display is a large display board for the countertop that highlights the benefits of tunable-white lighting with patented TandemLED™ Technology. Order a display from Task Lighting using part number **DIS-TANDEM20**. Display size is 18" x 13"




## LED Lighting vignette display

Our LED Lighting vignette display is perfect on the countertop to remind customers of the benefits of premium quality LED lighting. Order a display from Task Lighting using part number **DIS-VIN-LED2019**. Display size is 12-1/2" x 6"



## Angle Power Strip vignette display

Our Angle Power Strip vignette display is a small, compact display board that showcases the difference Angle Power Strip products make by keeping the backsplash "clean." Order a display from Task Lighting using part number **DIS-VIN-APS2019**. Display size is 12-1/2" x 6"



## Tunable-white vignette display

Our tunable-white vignette display is a small, compact display board that showcases the difference tunable-white lighting with patented TandemLED™ Technology can make in a kitchen. Order a display from Task Lighting using part number **DIS-VIN-TAND2020**. Display size is 12-1/2" x 6"



## Display Rebate Program

### Earn your rebate in 3 easy steps

#### 1. Purchase products

LED Lighting or Angle Power Strip

#### 2. Achieve target purchase amount

#### 3. Receive a full rebate

on products purchased for display

Item number DISP-LTPWR must be added on any order that qualifies. When you hit your qualifying target purchase amount, you will automatically receive the rebate. It will appear in your statement under the item number REBATES-LTPWR.

\*Not hitting the amount in 12 months will forfeit the rebate.

### Display LED Lighting for free in your showroom

Purchase and install any Task Lighting & Power products in a kitchen or closet vignette display in your showroom. Once you hit the predetermined target purchase amount, you receive a full rebate on those products!

As always, products purchased for display in vignettes receive an additional 35% off of dealer price or an additional 25% off displaying dealer price. If you are not aware already, dealers who display Task Lighting & Power in their showroom get an additional 10% off of **ALL** Task Lighting & Power purchases!

This rebate program includes all LED lighting, Angle Power Strip products, and accessories offered by Task Lighting & Power. Sell these products to earn a rebate that makes your display **FREE**.

You have one year from date of purchase to hit the target purchase amount.\*

Contact your representative for more details.

### Rebate Structure

Display Parts Cost	Purchases Within 12 Months to Earn Rebate
\$0 – \$249	\$1,500
\$250 – \$499	\$3,000
\$500 – \$749	\$4,000
\$750 – \$999	\$5,000
\$1,000 – \$1,249	\$6,000
\$1,250 – \$1,500	\$7,000

# You Buy. You Try. You Decide.

Place a Trial Order for any new-to-you Task Lighting & Power products and try them out. If you're not satisfied we'll take them back. Guaranteed!

## How the Trial Order program works

1. Place a Trial Order for any new-to-you Task Lighting & Power products and give them a try. Trial Orders can be combined with a regular order. We pay the freight on Trial Orders.
2. Test the products risk-free.
3. If you're not completely satisfied, call us. We'll give you immediate full credit on the Trial Order purchase. We'll arrange for the products to be picked up later—no need to save the original packaging, ship them back, etc. We make it easy. We would appreciate hearing your observations on the products.



## How to order

1. Call **Customer Service at 800-445-6404**
2. Use code **TRIAL-TASKLIGHTING** for the Trial Order products

## Warranty

Hardware Resources believes in quality, integrity, and reliability. We uphold the highest standards of service and responsibility in the industry.

As such, Hardware Resources warrants all Task Lighting & Power products against defects in material and workmanship brought to our attention within FIVE years for Lighting and Power fixtures and THREE years for Task Lighting & Power accessories, after purchase, if the original consumer purchased the products from an authorized distributor of Hardware Resources. Hardware Resources cannot guarantee the quality or condition of products from distributors who do not agree to meet our high standards, and therefore, no warranty is provided for products from unauthorized sellers.

If a defect is found within a certain time-frame (LED lighting: 5 years, Power: 5 years, WAV Smart Control™: 3 years, LED lighting accessories: 3 years), Task Lighting & Power will send to the original purchaser a new replacement product or component at no charge. If a replacement is no longer available, Task Lighting & Power will offer a replacement fixture or component that is comparable to the original product's purchased price.

This warranty is a warranty of replacement only. Hardware Resources specifically does not warrant removal of the product nor installation of replacement new product. This warranty does not apply when the item has been tampered with, misused, improperly installed (use of incorrect voltage, use of incorrect wire size and type), or damaged through improper cleaning, abuse or accident. This warranty does not apply to slight variation in Kelvin temperature, normal in selection of LED diodes.

In the unlikely event that a defective Task Lighting & Power product, or a defective Task Lighting & Power accessory product is encountered, please contact Customer Service at 800-445-6404. Please be able to provide a brief description and photographs of the defect.



# Videos Available

## Where to go

Visit [www.Vimeo.com/TaskLighting](http://www.Vimeo.com/TaskLighting) to explore our videos on installation, product benefits, and more.



Scan to go to our Vimeo page  
<https://delivr.com/2j2z3>

LED LIGHTING KITS ARE  
**PROFESSIONAL GRADE**

It's all in the box!

**TASK** lighting *hardware resources*

## What you'll find

At Task Lighting, we're constantly working to improve your user experience with our products. We have a dedicated Vimeo page where we store our videos to help answer questions about lighting, further explain our product benefits, walk you through installations, and inspire you with beautiful homes using our products.

**TandemLED Series Lighting:**

- Multi white tunable lighting
- Personalized lighting experience
- Match any kitchen
- Easy to install
- Smart home ready

2700K 5000K

## WAV Smart Control™

Watch videos on connecting and installing LED lighting to work with smart home devices using our WAV Smart Control™ product line.



Scan to view the WAV Smart Control Vimeo Channel  
<https://delivr.com/2jtmw>

**WAV**

Wireless • App • Voice  
SMART CONTROL



**Power Products & Installation**

Become more familiar with the benefits of our power products and how to install them.



Scan to view the Power  
Vimeo Channel  
<https://delivr.com/2tbf6>

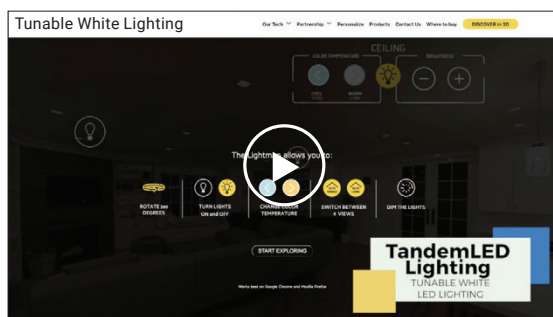


**Tunable-white Lighting**

Check out our Tunable-white Lighting channel to learn more about our LED lighting product line with patented TandemLED™ Technology.



Scan to view the Tunable-white  
Lighting Vimeo Channel  
<https://delivr.com/2z4hx>



**Lighting Products & Installation**

Learn more about our LED products and how to install them.



Scan to view the Products and  
Installation Vimeo Channel  
<https://delivr.com/2xtmu>



**Sales Tools**

Check out our Sales Tools page to get familiar with our product lines and learn more about the benefits.



Scan to view the Sales Tools  
Vimeo Channel  
<https://delivr.com/28gnv>





120 Lumens/ft. Single-white  
**LED Tape Lighting**



TR Series  
**Angle Power Strip**



300 Lumens/ft. Tunable-white  
**LED Tape Lighting**

Design By: Artistic Cabinetry



225 Lumens/ft. Single-white  
**Recessed Linear Fixture**

TR Series  
**Angle Power Strip**

120 Lumens/ft. Single-white  
**LED Tape Lighting**



400 Lumens/ft. Tunable-white  
**Angled Linear Fixture**

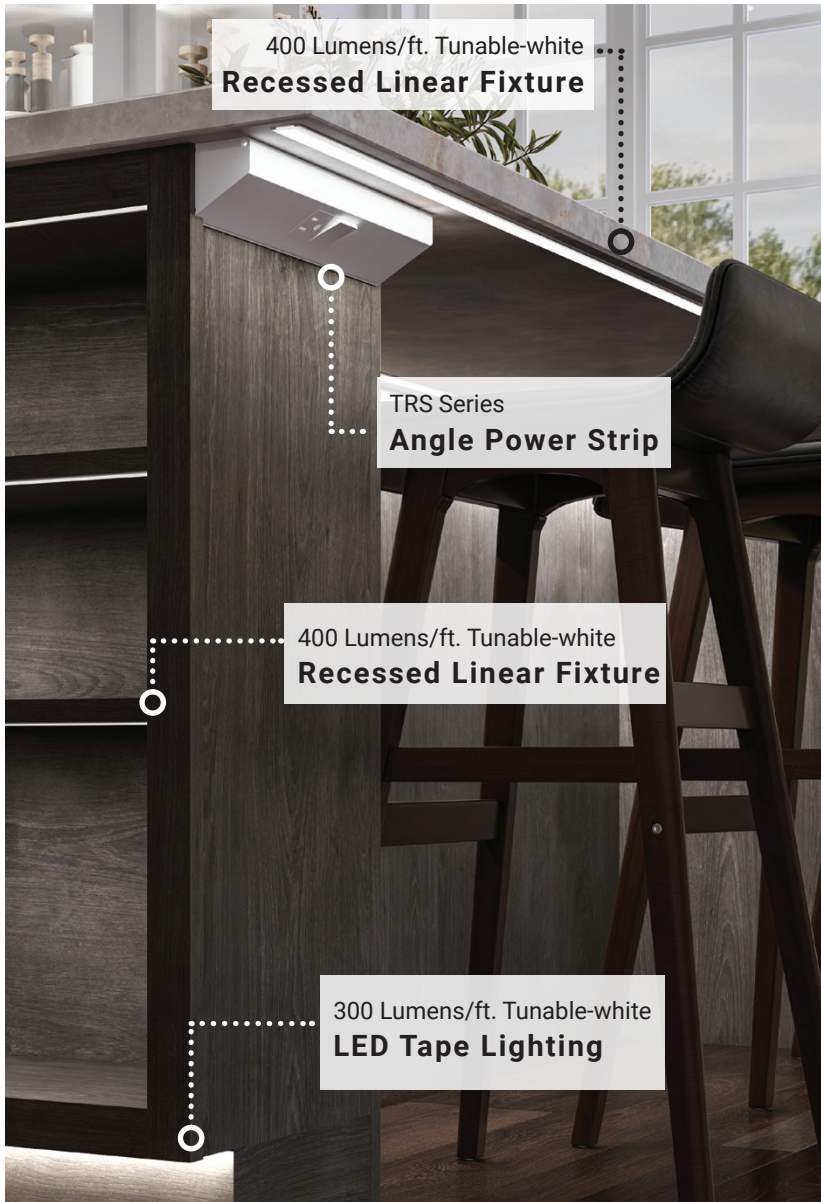
600 Lumens/ft. Tunable-white  
**Flat Linear Fixture**

TR Series  
**Angle Power Strip**



600 Lumens/ft. Tunable-white  
**Flat Linear Fixture**

TR Series  
**Angle Power Strip**



400 Lumens/ft. Tunable-white  
**Recessed Linear Fixture**

TRS Series  
**Angle Power Strip**

400 Lumens/ft. Tunable-white  
**Recessed Linear Fixture**

300 Lumens/ft. Tunable-white  
**LED Tape Lighting**



**TASK™**  
lighting & power

Task Lighting  
P.O. Box 1090  
Kearney, NE 68848

Follow us on social media!



**Facebook**  
/TaskLightingCorp



**Instagram**  
/TaskLighting



**Pinterest**  
/TaskLighting



**LinkedIn**  
/company/task-lighting-corporation

Contact **Customer Service** at 800-445-6404 or [CustomerService@TaskLighting.com](mailto:CustomerService@TaskLighting.com) for quotes, ordering, order tracking, returns, and warranties.

Contact **Design Services and Technical Support** at 866-848-9094 or [DesignAndSupport@TaskLighting.com](mailto:DesignAndSupport@TaskLighting.com) for free layout and design service, help with product selection and installation, and for Cut-to-Length project quotes.

Visit [www.TaskLighting.com](http://www.TaskLighting.com) for more information on LED Lighting and Power products.

\*All trademarks cited in this publication are the property of their respective owners. Task Lighting is in no way endorsed, sponsored, approved by, or otherwise affiliated with the owners of such trademarks.

*hardware*  
**resources®**

**JANUARY 2023**  
**CATTASK-23-1**