

Bath Vanities

TABLE OF CONTENTS



VANITY & TOP SPECIFICATION DRAWINGS



Specification drawings can be downloaded by scanning the QR code or visiting: <https://delivr.com/2qs6a>

ORDERING	225
VANITY INDEX.....	226–227
PREMIUM FEATURES	228
PART NUMBER KEY	229
WARRANTY.....	229
COLLECTIONS	
GARDNER COMING EARLY 2024	230–233
TEMPEST COMING EARLY 2024	234–237
CADE	238–241
CHATHAM	242–245
DASHWOOD NEW COLLECTION	246–249
JUBILEE NEW COLLECTION	250–253
KATARA	254–257
KIPLING COMING EARLY 2024	258–259
PASCAL NEW COLLECTION	260–263
PERCIVAL	264–265
THEODORA	266–269
WAVECREST	270–273
ASTORIA RETIRED	274–275
SAVINO RETIRED	276–277
VANITY NIGHT LIGHT KIT.....	279
TOP & BOWL INFORMATION	
VANITY TOP OVERVIEW.....	280
BOWLS.....	280
VANITY TOP MATERIALS NEW MATERIALS	281–283
MIRRORS NEW MIRRORS & FINISHES	284–286
RESOURCES	287
FINISH KEY	288

THE POWER OF SELECTION

We understand that when it comes to creating a perfectly personalized space, options are of utmost importance. You now have the power to select the ideal vanity configuration that fits your client's style. Simply choose the style of vanity, vanity top, and bowl shape to complete a look that they'll love. **There are over 4,000 possible combinations!**

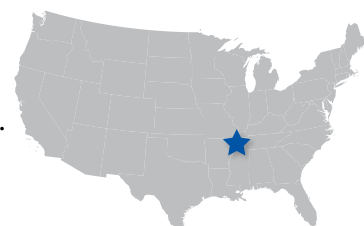


The Pascal Collection is featured above to showcase the wide variety of combinations available.

Vanity styles range from classical to sleek and airy. **Multiple top options in Quartz, Natural Stone, and Engineered Materials are available in all sizes.** Color choices range from deep, complex shades to medium, neutral tones to light and tranquil hues. Each vanity top is crafted with care and most are available with either an oval or rectangle bowl cutout.

All vanities, vanity tops, bowls, and mirrors are stocked in our centrally-located warehouse.

Orders typically ship within 24 hours.



ORDERING MADE EASY



STEP 1

Select a vanity style


- Begin creating the ideal vanity by choosing from our many collections with a wide variety of sizes and trending finishes
- Pages 230–277



STEP 2

Select a vanity top color & material

- Choose from multiple different top colors in 3 types of material
- Matching backsplash included (except White Stone Resin)
- Pages 281–283



STEP 3

Select a bowl

- Choose a rectangle or oval bowl; available for most vanity tops (White Stone Resin and White Quartz are only available in rectangle)
- Page 280



STEP 4

Select a mirror

- Choose a coordinating mirror to create the ideal bathroom space
- Pages 284–286



COMPLETE THE LOOK

- Sidesplashes are available and will work on either side of the vanity top (see page 283 for more information)
- Check out our complementary product lines: Knobs & Pulls (7–212), Cabinets (601–636), and Lighting (493–600)

Faucet not included with vanity purchase. Top and bowl assembly required.



**Ask about our
Vanity Display
Program!**

When purchased together, all products (vanity, top, bowl, sidesplash, and mirror) will be individually packaged, secured, and shipped together on a pallet.

To place an order, call customer service at 1-800-463-0660, or place an order online at www.JeffreyAlexanderVanities.com.

COMING EARLY 2024

GARDNER

For a complete list of sizes & finish options see pages 230-233



30" BLUE STEEL
VN2GAR-30-BS-NT



36" DARK WALNUT
VN2GAR-36-DW-NT & VNLEGWD36DW



48" WHITE
VN2GAR-48-WH-NT & VNLEGPENS

COMING EARLY 2024

TEMPEST

For a complete list of sizes & finish options see pages 234-237



30" NATURAL OAK
VN2TEM-30-NO-NT



36" BLUE STEEL
VN2TEM-36-BS-NT & VNLEGWD36BS



48" DARK WALNUT
VN2TEM-48-DW-NT & VNLEGSQ48

CADE

For a complete list of sizes & finish options see pages 238-241



18" GREY
VN2CAD-18-GR-NT



24" WHITE
VN2CAD-24-WH-NT



30" BLACK
VN2CAD-30-BK-NT



36" FOREST GREEN
VN2CAD-36-GN-NT



48" HALE BLUE
VN2CAD-48-BL-NT



60" GREY DOUBLE BOWL
VN2CAD-60-GR-NT

CHATHAM

For a complete list of sizes & finish options see pages 242-245



NEW
18" HALE BLUE
VN2CHA-18-BL-NT



24" GREY
VN2CHA-24-GR-NT



30" FOREST GREEN
VN2CHA-30-GN-NT



36" WHITE
VN2CHA-36-WH-NT



48" HALE BLUE
VN2CHA-48-BL-NT



60" CHOCOLATE SINGLE BOWL
VN2CHA-60SCH-NT



60" GREY DOUBLE BOWL
VN2CHA-60-GR-NT

NEW

DASHWOOD

For a complete list of sizes & finish options see pages 246-249



24" DARK WALNUT
VN2DAS-24-DW-NT



30" BLUE STEEL
VN2DAS-30-BS-NT



36" NATURAL OAK
VN2DAS-36-NO-NT



42" WHITE
VN2DAS-42-WH-NT



48" DARK WALNUT
VN2DAS-48-DW-NT



60" NATURAL OAK DOUBLE BOWL
VN2DAS-60-NO-NT

NEW

JUBILEE

For a complete list of sizes & finish options see pages 250-253



24" DARK WALNUT
VN2JUB-24-DW-NT



30" GREY
VN2JUB-30-GR-NT



36" NATURAL OAK
VN2JUB-36-NO-NT



42" WEATHERED GREY
VN2JUB-42-WG-NT



48" WHITE
VN2JUB-48-WH-NT



60" DARK WALNUT DOUBLE BOWL
VN2JUB-60-DW-NT

KATARA

For a complete list of sizes & finish options see pages 254-257



24" BLACK
VN2KAT-24-BK-NT



30" HALE BLUE
VN2KAT-30-BL-NT



36" FOREST GREEN
VN2KAT-36-GN-NT



42" GREY
VN2KAT-42-GR-NT



48" BLUE STEEL
VN2KAT-48-BS-NT



60" WHITE DOUBLE BOWL
VN2KAT-60-WH-NT

VANITY INDEX

COMING EARLY 2024

KIPLING

For a complete list of sizes & finish options see pages 258-259



30" BLACK
VNKIP-30-BK-NT



36" DARK WALNUT
VNKIP-36-DW-NT



48" NATURAL OAK
VNKIP-48-NO-NT



60" WHITE DOUBLE BOWL
VNKIP-60-WH-NT

NEW

PASCAL

For a complete list of sizes & finish options see pages 260-263



24" DARK WALNUT
VN2PAS-24-DW-NT



30" BLUE STEEL
VN2PAS-30-BS-NT



36" GREY
VN2PAS-36-GR-NT



42" NATURAL OAK
VN2PAS-42-NO-NT



48" WEATHERED GREY
VN2PAS-48-WG-NT



60" WHITE DOUBLE BOWL
VN2PAS-60-WH-NT

PERCIVAL

For a complete list of sizes & finish options see pages 264-265



24" GREY
VN2PER-24-GR-NT



30" WHITE
VN2PER-30-WH-NT



36" BLACK
VN2PER-36-BK-NT

THEODORA

For a complete list of sizes & finish options see pages 266-269



24" BLUE STEEL
VN2THE-24-BS-NT



30" WHITE
VN2THE-30-WH-NT



36" FOREST GREEN
VN2THE-36-GN-NT



48" GREY
VN2THE-48-GR-NT



60" BLACK DOUBLE BOWL
VN2THE-60-BK-NT

WAVECREST

For a complete list of sizes & finish options see pages 270-273



24" GREY
VN2WAV-24-GR-NT



30" FOREST GREEN
VN2WAV-30-GN-NT



36" WHITE
VN2WAV-36-WH-NT



48" HALE BLUE
VN2WAV-48-BL-NT



**60" WEATHERED GREY
DOUBLE BOWL**
VN2WAV-60-WG-NT

RETIRED

ASTORIA

For a complete list of sizes & finish options see pages 274-275



24" GREY
VN2AST-24-GR-NT



30" WHITE
VN2AST-30-WH-NT



36" ESPRESSO
VN2AST-36-ES-NT



48" GREY
VN2AST-48-GR-NT

RETIRED

SAVINO

For a complete list of sizes & finish options see pages 276-277



24" GREY
VN2SAV-24-GR-NT



30" WHITE
VN2SAV-30-WH-NT



36" GREY
VN2SAV-36-GR-NT



48" WHITE
VN2SAV-48-WH-NT



60" GREY DOUBLE BOWL
VN2SAV-60-GR-NT

PREMIUM FEATURES

JEFFREY ALEXANDER VANITIES



Furniture-Style Hardwood Construction

- Solid hardwood frame and furniture-grade plywood

Soft-Close EVERYTHING

- Hardware Resources full-extension, soft-close undermount drawer slides
- Hardware Resources soft-close hinges

Maximum Storage

- Adjustable shelves (not shown)
- Rollout drawers
- Custom hardwood tipout trays; no false-front drawers

Dovetail Hardwood Drawer Boxes

- Expertly crafted components for ultimate durability

ALL OF OUR VANITIES FEATURE:



Safety Compliant Material

All wood is compliant with CARB2/TSCA Title VI safety standards



Lifetime Warranty

Lifetime warranty for the original purchaser



Popular Styles and Finishes



Enhanced Packaging

Extra padding and supports protect against damage in shipping



To learn more about our vanity quality features, scan the QR code or visit <http://delivr.com/2y92a>

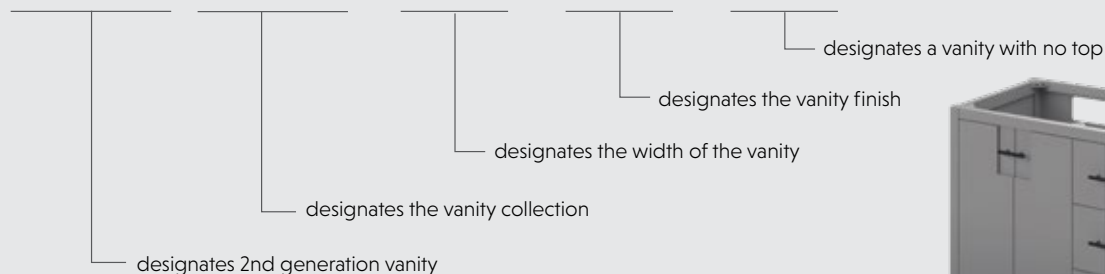


To learn more about our enhanced packaging, scan the QR code or visit <http://delivr.com/2dgrv>

VANITY PART NUMBER KEY

Example (60" Grey Katara Vanity with No Top):

VN2KAT-60-GR-NT



CODE ABBREVIATIONS

AST	Astoria	18	18" vanity	BK	Black
CAD	Cade	24	24" vanity	BL	Hale Blue
CHA	Chatham	30	30" vanity	BS	Blue Steel
DAS	Dashwood	36	36" vanity	CH	Chocolate
GAR	Gardner	42	42" vanity	DW	Dark Walnut
JUB	Jubilee	48	48" vanity	ES	Espresso
KAT	Katara	60	60" vanity (double bowl)	GN	Forest Green
KIP	Kipling	60S	60" vanity (single bowl)	GR	Grey
PAS	Pascal			NO	Natural Oak
PER	Percival			WG	Weathered Grey
SAV	Savino			WH	White
TEM	Tempest				
THE	Theodora				
WAV	Wavecrest				



Vanity Finish Swatch Kits

Jeffrey Alexander finish swatch kits are available from your sales representative.

SKU: VNSWATCH-KIT



Product Warranty

Hardware Resources believes in quality, integrity, and reliability. We uphold the highest standards of service and responsibility in the industry.

As such, Hardware Resources warrants all vanities, mirrors, vanity tops, bowls, and their components to be free from any defects in material and workmanship as long as the original consumer/purchaser owns the products and if the original consumer purchased the products from an authorized distributor of Hardware Resources. Hardware Resources cannot guarantee the quality or condition of products from distributors who do not agree to meet our high standards, and therefore, no warranty is provided for products from unauthorized sellers.

If a defect is found, Hardware Resources will send to the original purchaser a new replacement product or component at no charge. If a replacement is no longer available, Hardware Resources will offer a product that is comparable to the original product's purchased price or will refund to the original purchaser the current wholesale value of the defective product or component. This warranty is a warranty of replacement only. Hardware Resources specifically does not warrant removal of the product nor installation of replacement new product.

This warranty does not apply when the item has been tampered with, misused, improperly installed, altered from the original design, or damaged through abuse or accident. Finishes for all vanities and mirrors are multi-layered, therefore, variations may occur, which add to the uniqueness of each item.

Natural stone countertops possess naturally occurring characteristics such as variations in grain and color as well as mineral streaks and deposits and are not considered a defect in the product. Cultured marble and quartz countertops are manufactured to resemble natural stone patterns, and as a result, variations in grain and color are not considered a defect in the product. Exact shading or grain of the vanity top cannot be guaranteed.

In the unlikely event that a defective vanity, mirror, vanity top, or component is encountered, please contact Customer Service at 800.463.0660. Please be able to provide a brief description and photographs of the defect.



Gardner Collection

Vanity: VN2GAR-48-NO-NT | Top: TOPR4919RE-1 | Mirror: VMIR-METC-30MB

COMING EARLY 2024

NEW

**Bath
Vanities**

GARDNER COLLECTION

When contemporary living demands innovation, the Gardner floating vanity collection by Jeffrey Alexander emerges as the ideal choice. Gardner is a symphony of sleek design and purposeful functionality with the clean lines of slab drawer fronts and minimalistic tab pulls, harmonized by large drawers for storage that boast sturdy dovetail joinery. Gardner's 18" depth is optimized to provide ample room for all bathroom essentials while maintaining a compact and space-efficient footprint.

Transform the Gardner floating vanity into a free-standing furniture-style vanity by adding any of our three distinct leg options. Opt for the mid-century allure of matte black steel pencil legs, embrace the modern-industrial vibe with the 1-1/2" matte black square steel frame, or maintain a sleek coherence with a coordinating wood frame that elegantly complements the vanity. For available mirrors, please see pages 284–286.



PREMIUM FEATURES

- 18" depth for small spaces
- Three different leg styles to create individualized free-standing vanity options
- Premium undermount drawer slides feature soft-close and full-extension opening
- Hardwood drawers with strong & beautiful dovetail joinery
- Hardwood tipout trays replace false-front drawers beneath the sink
- Durable furniture-style wood construction
- Lifetime warranty for original purchaser



GARDNER COLLECTION

COMING EARLY 2024

AVAILABLE FINISHES



(WH)
White



(BS)
Blue Steel



NEW (DW)
Dark Walnut



NEW (NO)
Natural Oak

VANITY OPTIONS

Vanities can be mounted directly to the wall for a floating application



VN2GAR-30-WH-NT
White Stone Resin top sold separately.

30" VANITY

FINISH	VANITY	HARDWARE	MIRROR OPTIONS
White	VN2GAR-30-WH-NT 30" x 21-1/2" x 35"	Matte Black	24" or 28" wide See pages 284-286
Blue Steel	VN2GAR-30-BS-NT 30" x 21-1/2" x 35"	Matte Black	24" or 28" wide See pages 284-286
Dark Walnut	VN2GAR-30-DW-NT 30" x 21-1/2" x 35"	Matte Black	24" or 28" wide See pages 284-286
Natural Oak	VN2GAR-30-NO-NT 30" x 21-1/2" x 35"	Matte Black	24" or 28" wide See pages 284-286



VN2GAR-36-BS-NT
White Stone Resin top sold separately.

36" VANITY

FINISH	VANITY	HARDWARE	MIRROR OPTIONS
White	VN2GAR-36-WH-NT 36" x 21-1/2" x 35"	Matte Black	33" or smaller See pages 284-286
Blue Steel	VN2GAR-36-BS-NT 36" x 21-1/2" x 35"	Matte Black	33" or smaller See pages 284-286
Dark Walnut	VN2GAR-36-DW-NT 36" x 21-1/2" x 35"	Matte Black	33" or smaller See pages 284-286
Natural Oak	VN2GAR-36-NO-NT 36" x 21-1/2" x 35"	Matte Black	33" or smaller See pages 284-286



VN2GAR-48-DW-NT
White Stone Resin top sold separately.

48" VANITY

FINISH	VANITY	HARDWARE	MIRROR OPTIONS
White	VN2GAR-48-WH-NT 48" x 21-1/2" x 35"	Matte Black	33", 40" or 42" wide See pages 284-286
Blue Steel	VN2GAR-48-BS-NT 48" x 21-1/2" x 35"	Matte Black	33", 40" or 42" wide See pages 284-286
Dark Walnut	VN2GAR-48-DW-NT 48" x 21-1/2" x 35"	Matte Black	33", 40" or 42" wide See pages 284-286
Natural Oak	VN2GAR-48-NO-NT 48" x 21-1/2" x 35"	Matte Black	33", 40" or 42" wide See pages 284-286



Watch this video to learn about
wall-mounting and leg installation.
Scan the QR Code or visit
<http://delivr.com/2c5ve>



Care should be taken when installing floating vanities.
Please follow the instructions and mount the vanities to
a properly installed header board for safety and stability.

LEG OPTIONS

Transform a floating vanity into a free-standing furniture-style vanity by adding any of our three distinct leg options.

Vanity: VN2GAR-30-NO-NT
Legs: VNLEGWD30NO
Top: TOPR3119RE-1



Vanity: VN2GAR-30-DW-NT
Legs: VNLEGPEN4
Top: TOPR3119RE-1



WOOD LEGS

FINISH	SKU	DIMENSIONS	VANITY SIZE
White	VNLEGWD30WH	29-7/8" W x 18-3/8" D x 13" H	30"
White	VNLEGWD36WH	35-7/8" W x 18-3/8" D x 13" H	36"
White	VNLEGWD48WH	47-7/8" W x 18-3/8" D x 13" H	48"
Blue Steel	VNLEGWD30BS	29-7/8" W x 18-3/8" D x 13" H	30"
Blue Steel	VNLEGWD36BS	35-7/8" W x 18-3/8" D x 13" H	36"
Blue Steel	VNLEGWD48BS	47-7/8" W x 18-3/8" D x 13" H	48"
Dark Walnut	VNLEGWD30DW	29-7/8" W x 18-3/8" D x 13" H	30"
Dark Walnut	VNLEGWD36DW	35-7/8" W x 18-3/8" D x 13" H	36"
Dark Walnut	VNLEGWD48DW	47-7/8" W x 18-3/8" D x 13" H	48"
Natural Oak	VNLEGWD30NO	29-7/8" W x 18-3/8" D x 13" H	30"
Natural Oak	VNLEGWD36NO	35-7/8" W x 18-3/8" D x 13" H	36"
Natural Oak	VNLEGWD48NO	47-7/8" W x 18-3/8" D x 13" H	48"

METAL PENCIL LEGS

FINISH	SKU	DIMENSIONS	VANITY SIZE
Matte Black	VNLEGPEN4	1-1/2" W x 13"H (top) 3/4" W x 13" H (bottom)	30" & 36"
Matte Black	VNLEGPEN5	1-1/2" W x 13"H (top) 3/4" W x 13" H (bottom)	48"

Vanity: VN2GAR-30-BS-NT
Legs: VNLEGSQ30
Top: TOPR3119RE-1



SQUARE STEEL FRAME LEGS


FINISH	SKU	DIMENSIONS	VANITY SIZE
Matte Black	VNLEGSQ30	29-7/8" W x 18-3/8" D x 13" H	30"
Matte Black	VNLEGSQ36	35-7/8" W x 18-3/8" D x 13" H	36"
Matte Black	VNLEGSQ48	47-7/8" W x 18-3/8" D x 13" H	48"

ADD A TOP

Coordinating tops are available in glossy White Stone Resin



FINISH	SKU	DIMENSIONS	VANITY SIZE
White Stone Resin	TOPR3119RE-1	31" x 19" x 2-1/2"	30"
White Stone Resin	TOPR3719RE-1	37" x 19" x 2-1/2"	36"
White Stone Resin	TOPR4919RE-1	49" x 19" x 2-1/2"	48"



Design Idea—Mix it Up

For a trendy look that will make the vanity the focal point of the bathroom, mix and match vanity and leg finishes. Try a Dark Walnut vanity with White legs, or a Blue Steel vanity with Dark Walnut legs.

WHERE CAN I FIND THAT HARDWARE?

The decorative hardware included on this vanity is from the Edgefield Collection. Find it in the Knobs & Pulls section of this catalog on page 140.



Tempest Collection

Vanity: VN2TEM-48-BS-NT | Top: TOPR4919RE-1 | Mirror: VMIR-METR-33MB

COMING EARLY 2024

NEW

TEMPEST

COLLECTION

Create a moody, atmospheric space with Jeffrey Alexander's Tempest floating vanity collection. The sensation of spaciousness that Tempest's 18" depth offers enhances the bathroom's space and seamlessly integrates storage. Sleek doors are adorned with Jeffrey Alexander's Dominique pulls, adding to this collection's luxurious allure.

Transform the Tempest floating vanity into a free-standing furniture-style vanity by adding any of our three distinct leg options. Opt for the mid-century allure of matte black steel pencil legs, embrace the modern-industrial vibe with the 1-1/2" matte black square steel frame, or maintain a sleek coherence with a coordinating wood frame that elegantly complements the vanity. For available mirrors, please see pages 284–286.



PREMIUM FEATURES

- 18" depth for small spaces
- Three different leg styles to create individualized free-standing vanity options
- Premium undermount drawer slides feature soft-close and full-extension opening
- Hardwood drawers with strong & beautiful dovetail joinery
- Hardwood tipout trays replace false-front drawers beneath the sink
- Durable furniture-style wood construction
- Lifetime warranty for original purchaser



TEMPEST COLLECTION

COMING EARLY 2024

AVAILABLE FINISHES



(WH)
White



(BS)
Blue Steel



NEW (DW)
Dark Walnut



NEW (NO)
Natural Oak

VANITY OPTIONS

Vanities can be mounted directly to the wall for a floating application



VN2TEM-30-WH-NT
White Stone Resin top sold separately.

30" VANITY

FINISH	VANITY	HARDWARE	MIRROR OPTIONS
White	VN2TEM-30-WH-NT 30" x 21-1/2" x 35"	Matte Black	24" or 28" wide See pages 284–286
Blue Steel	VN2TEM-30-BS-NT 30" x 21-1/2" x 35"	Matte Black	24" or 28" wide See pages 284–286
Dark Walnut	VN2TEM-30-DW-NT 30" x 21-1/2" x 35"	Matte Black	24" or 28" wide See pages 284–286
Natural Oak	VN2TEM-30-NO-NT 30" x 21-1/2" x 35"	Matte Black	24" or 28" wide See pages 284–286



VN2TEM-36-BS-NT
White Stone Resin top sold separately.

36" VANITY

FINISH	VANITY	HARDWARE	MIRROR OPTIONS
White	VN2TEM-36-WH-NT 36" x 21-1/2" x 35"	Matte Black	33" or smaller See pages 284–286
Blue Steel	VN2TEM-36-BS-NT 36" x 21-1/2" x 35"	Matte Black	33" or smaller See pages 284–286
Dark Walnut	VN2TEM-36-DW-NT 36" x 21-1/2" x 35"	Matte Black	33" or smaller See pages 284–286
Natural Oak	VN2TEM-36-NO-NT 36" x 21-1/2" x 35"	Matte Black	33" or smaller See pages 284–286



VN2TEM-48-DW-NT
White Stone Resin top sold separately.

48" VANITY

FINISH	VANITY	HARDWARE	MIRROR OPTIONS
White	VN2TEM-48-WH-NT 48" x 21-1/2" x 35"	Matte Black	33", 40" or 42" wide See pages 284–286
Blue Steel	VN2TEM-48-BS-NT 48" x 21-1/2" x 35"	Matte Black	33", 40" or 42" wide See pages 284–286
Dark Walnut	VN2TEM-48-DW-NT 48" x 21-1/2" x 35"	Matte Black	33", 40" or 42" wide See pages 284–286
Natural Oak	VN2TEM-48-NO-NT 48" x 21-1/2" x 35"	Matte Black	33", 40" or 42" wide See pages 284–286



**Watch this video to learn about
wall-mounting and leg installation.**

Scan the QR Code or visit
<http://delivr.com/2c5ve>



Care should be taken when installing floating vanities. Please follow the instructions and mount the vanities to a properly installed header board for safety and stability.

LEG OPTIONS

Transform a floating vanity into a free-standing furniture-style vanity by adding any of our three distinct leg options.

Vanity: VN2TEM-30-NO-NT
Legs: VNLEGWD30NO
Top: TOPR3119RE-1



Vanity: VN2TEM-30-BS-NT
Legs: VNLEGSQ30
Top: TOPR3119RE-1



WOOD LEGS

FINISH	SKU	DIMENSIONS	VANITY SIZE
White	VNLEGWD30WH	29-7/8" W x 18-3/8" D x 13" H	30"
White	VNLEGWD36WH	35-7/8" W x 18-3/8" D x 13" H	36"
White	VNLEGWD48WH	47-7/8" W x 18-3/8" D x 13" H	48"
Blue Steel	VNLEGWD30BS	29-7/8" W x 18-3/8" D x 13" H	30"
Blue Steel	VNLEGWD36BS	35-7/8" W x 18-3/8" D x 13" H	36"
Blue Steel	VNLEGWD48BS	47-7/8" W x 18-3/8" D x 13" H	48"
Dark Walnut	VNLEGWD30DW	29-7/8" W x 18-3/8" D x 13" H	30"
Dark Walnut	VNLEGWD36DW	35-7/8" W x 18-3/8" D x 13" H	36"
Dark Walnut	VNLEGWD48DW	47-7/8" W x 18-3/8" D x 13" H	48"
Natural Oak	VNLEGWD30NO	29-7/8" W x 18-3/8" D x 13" H	30"
Natural Oak	VNLEGWD36NO	35-7/8" W x 18-3/8" D x 13" H	36"
Natural Oak	VNLEGWD48NO	47-7/8" W x 18-3/8" D x 13" H	48"

METAL PENCIL LEGS

FINISH	SKU	DIMENSIONS	VANITY SIZE
Matte Black	VNLEGPEN4	1-1/2" W x 13"H (top) 3/4" W x 13" H (bottom)	30" & 36"
Matte Black	VNLEGPEN5	1-1/2" W x 13"H (top) 3/4" W x 13" H (bottom)	48"

Vanity: VN2TEM-30-DW-NT
Legs: VNLEGPEN4
Top: TOPR3119RE-1



SQUARE STEEL FRAME LEGS

FINISH	SKU	DIMENSIONS	VANITY SIZE
Matte Black	VNLEGSQ30	29-7/8" W x 18-3/8" D x 13" H	30"
Matte Black	VNLEGSQ36	35-7/8" W x 18-3/8" D x 13" H	36"
Matte Black	VNLEGSQ48	47-7/8" W x 18-3/8" D x 13" H	48"

ADD A TOP

Coordinating tops are available in glossy White Stone Resin



FINISH	SKU	DIMENSIONS	VANITY SIZE
White Stone Resin	TOPR3119RE-1	31" x 19" x 2-1/2"	30"
White Stone Resin	TOPR3719RE-1	37" x 19" x 2-1/2"	36"
White Stone Resin	TOPR4919RE-1	49" x 19" x 2-1/2"	48"



Design Idea—Mix it Up

For a trendy look that will make the vanity the focal point of the bathroom, mix and match vanity and leg finishes. Try a Natural Oak vanity with White legs, or a Blue Steel vanity with Dark Walnut legs.

WHERE CAN I FIND THAT HARDWARE?



The decorative hardware included on this vanity is from the Dominique Collection. Find it in the Knobs & Pulls section of this catalog on page 46.



Cade Collection

Vanity: VN2CAD-36-BL-NT | Top: TOPR37WCCAD-ADD

Bowl: VN2-RECT-19 | Mirror: MIR2CAD-33-BL

CADE COLLECTION

Sleek lines and raised panels come together to create a unique design for the sophisticated Cade Vanity Collection. Contemporary Stanton pulls adorn this vanity collection, adding elegance and class. Cade's design styles merge to create a perfectly transitional vanity collection. With a myriad of finishes, this vanity complements any bathroom with the perfect touch. For available mirrors, please see pages 284–286.



PREMIUM FEATURES

- Premium undermount drawer slides feature soft-close and full-extension opening
- Hardwood drawers with strong & beautiful dovetail joinery
- Durable furniture-style wood construction
- Select from Jeffrey Alexander's top & bowl options to complete your design
- Lifetime warranty for original purchaser



CADE COLLECTION

See pages 280–283 for available top & bowl options

AVAILABLE FINISHES




(WH)
White




(GR)
Grey



(BK)
Black



(BL)
Hale Blue



(GN)
Forest Green

18" VANITY



VN2CAD-18-WH-NT

FINISH	VANITY	HARDWARE	MIRROR OPTION
Grey	VN2CAD-18-GR-PO* 17-3/8" x 13-1/2" x 36"	Polished Chrome	16" wide See pages 284–286
Grey	VN2CAD-18-GR-NT** 18" x 13" x 33-1/2"	Polished Chrome	16" wide See pages 284–286
White	VN2CAD-18-WH-NT** 18" x 13" x 33-1/2"	Polished Chrome	16" wide See pages 284–286

*This vanity is pre-assembled with the white porcelain vessel top. Call for availability.
**White Stone Resin top available only.

24" VANITY



VN2CAD-24-GR-NT

FINISH	VANITY	HARDWARE	MIRROR OPTIONS
Black	VN2CAD-24-BK-NT 24" x 21-1/2" x 35"	Polished Chrome	22" or 24" wide See pages 284–286
Grey	VN2CAD-24-GR-NT 24" x 21-1/2" x 35"	Polished Chrome	22" or 24" wide See pages 284–286
White	VN2CAD-24-WH-NT 24" x 21-1/2" x 35"	Polished Chrome	22" or 24" wide See pages 284–286

30" VANITY



VN2CAD-30-BK-NT

FINISH	VANITY	HARDWARE	MIRROR OPTIONS
Black	VN2CAD-30-BK-NT 30" x 21-1/2" x 35"	Polished Chrome	24" or 28" wide See pages 284–286
Grey	VN2CAD-30-GR-NT 30" x 21-1/2" x 35"	Polished Chrome	24" or 28" wide See pages 284–286
White	VN2CAD-30-WH-NT 30" x 21-1/2" x 35"	Polished Chrome	24" or 28" wide See pages 284–286

36" VANITY



VN2CAD-36-GN-NT

FINISH	VANITY	HARDWARE	MIRROR OPTIONS
Black	VN2CAD-36-BK-NT 36" x 21-1/2" x 35"	Polished Chrome	33" or smaller See pages 284-286
Grey	VN2CAD-36-GR-NT 36" x 21-1/2" x 35"	Polished Chrome	33" or smaller See pages 284-286
White	VN2CAD-36-WH-NT 36" x 21-1/2" x 35"	Polished Chrome	33" or smaller See pages 284-286
Hale Blue	VN2CAD-36-BL-NT 36" x 21-1/2" x 35"	Satin Bronze	33" or smaller See pages 284-286
Forest Green	VN2CAD-36-GN-NT 36" x 21-1/2" x 35"	Satin Bronze	33" or smaller See pages 284-286

This vanity has a left offset bowl and requires a 37" top ending in CAD-ADD

48" VANITY



VN2CAD-48-BL-NT

FINISH	VANITY	HARDWARE	MIRROR OPTIONS
Black	VN2CAD-48-BK-NT 48" x 21-1/2" x 35"	Polished Chrome	33" or 40" wide See pages 284-286
Grey	VN2CAD-48-GR-NT 48" x 21-1/2" x 35"	Polished Chrome	33" or 40" wide See pages 284-286
White	VN2CAD-48-WH-NT 48" x 21-1/2" x 35"	Polished Chrome	33" or 40" wide See pages 284-286
Hale Blue	VN2CAD-48-BL-NT 48" x 21-1/2" x 35"	Satin Bronze	33" or 40" wide See pages 284-286

60" VANITY DOUBLE BOWL



VN2CAD-60-BK-NT

FINISH	VANITY	HARDWARE	MIRROR OPTIONS
Black	VN2CAD-60-BK-NT 60" x 21-1/2" x 35"	Polished Chrome	22" or 24" wide See pages 284-286
Grey	VN2CAD-60-GR-NT 60" x 21-1/2" x 35"	Polished Chrome	22" or 24" wide See pages 284-286
White	VN2CAD-60-WH-NT 60" x 21-1/2" x 35"	Polished Chrome	22" or 24" wide See pages 284-286

WHERE CAN I FIND THAT HARDWARE?



The decorative hardware included on this vanity is from the Stanton Collection. Find it in the Knobs & Pulls section of this catalog on page 166.

**Bath
Vanities**



Chatham Collection
Vanity: VN2CHA-36-WH-NT | Top: TOPO37MG
Bowl: VN2-OVAL-15 | Mirror: MIR2CHA-28-WH

CHATHAM

COLLECTION

The Chatham Vanity Collection embraces the classic Shaker style with refined elegance. Our popular Chatham collection is available in a diverse selection of colors and sizes that provides a variety of options. For available mirrors, please see pages 284–286.



Chatham Collection

Vanity: VN2CHA-60-GR-NT | Top: TOPO61WC
Bowl: VN2-OVAL-15 | Mirror: MIR2CHA-40-GR

PREMIUM FEATURES

- Premium undermount drawer slides feature soft-close and full-extension opening
- Hardwood drawers with strong & beautiful dovetail joinery
- Hardwood tipout trays replace false-front drawers beneath the sink
- Durable furniture-style wood construction
- Select from Jeffrey Alexander's top & bowl options to complete your design
- Lifetime warranty for original purchaser



CHATHAM COLLECTION

See pages 280–283 for available top & bowl options

AVAILABLE FINISHES



18" VANITY



VN2CHA-18-GR-NT

FINISH	VANITY	HARDWARE	MIRROR OPTIONS
NEW Grey	VN2CHA-18-GR-NT 18" x 13" x 33-1/2"	Satin Nickel	16" wide See pages 284–286
NEW White	VN2CHA-18-WH-NT 18" x 13" x 33-1/2"	Satin Nickel	16" wide See pages 284–286
NEW Hale Blue	VN2CHA-18-BL-NT 18" x 13" x 33-1/2"	Satin Bronze	16" wide See pages 284–286

White Stone Resin top available only.

24" VANITY



VN2CHA-24-WH-NT

FINISH	VANITY	HARDWARE	MIRROR OPTIONS
Chocolate	VN2CHA-24-CH-NT 24" x 21-1/2" x 35"	Satin Nickel	22" or 24" wide See pages 284–286
Grey	VN2CHA-24-GR-NT 24" x 21-1/2" x 35"	Satin Nickel	22" or 24" wide See pages 284–286
White	VN2CHA-24-WH-NT 24" x 21-1/2" x 35"	Satin Nickel	22" or 24" wide See pages 284–286
Hale Blue	VN2CHA-24-BL-NT 24" x 21-1/2" x 35"	Satin Bronze	22" or 24" wide See pages 284–286
NEW Blue Steel	VN2CHA-24-BS-NT 24" x 21-1/2" x 35"	Matte Black	22" or 24" wide See pages 284–286

30" VANITY



VN2CHA-30-GN-NT

FINISH	VANITY	HARDWARE	MIRROR OPTIONS
Chocolate	VN2CHA-30-CH-NT 30" x 21-1/2" x 35"	Satin Nickel	24" or 28" wide See pages 284–286
Grey	VN2CHA-30-GR-NT 30" x 21-1/2" x 35"	Satin Nickel	24" or 28" wide See pages 284–286
White	VN2CHA-30-WH-NT 30" x 21-1/2" x 35"	Satin Nickel	24" or 28" wide See pages 284–286
Hale Blue	VN2CHA-30-BL-NT 30" x 21-1/2" x 35"	Satin Bronze	24" or 28" wide See pages 284–286
Forest Green	VN2CHA-30-GN-NT 30" x 21-1/2" x 35"	Satin Bronze	24" or 28" wide See pages 284–286
NEW Blue Steel	VN2CHA-30-BS-NT 30" x 21-1/2" x 35"	Matte Black	24" or 28" wide See pages 284–286

36" VANITY



VN2CHA-36-BL-NT

FINISH	VANITY	HARDWARE	MIRROR OPTIONS
Chocolate	VN2CHA-36-CH-NT 36" x 21-1/2" x 35"	Satin Nickel	33" or smaller See pages 284-286
Grey	VN2CHA-36-GR-NT 36" x 21-1/2" x 35"	Satin Nickel	33" or smaller See pages 284-286
White	VN2CHA-36-WH-NT 36" x 21-1/2" x 35"	Satin Nickel	33" or smaller See pages 284-286
Hale Blue	VN2CHA-36-BL-NT 36" x 21-1/2" x 35"	Satin Bronze	33" or smaller See pages 284-286
NEW Blue Steel	VN2CHA-36-BS-NT 36" x 21-1/2" x 35"	Matte Black	33" or smaller See pages 284-286

48" VANITY



VN2CHA-48-BS-NT

FINISH	VANITY	HARDWARE	MIRROR OPTIONS
Chocolate	VN2CHA-48-CH-NT 48" x 21-1/2" x 35"	Satin Nickel	33" or 40" wide See pages 284-286
Grey	VN2CHA-48-GR-NT 48" x 21-1/2" x 35"	Satin Nickel	33" or 40" wide See pages 284-286
White	VN2CHA-48-WH-NT 48" x 21-1/2" x 35"	Satin Nickel	33" or 40" wide See pages 284-286
Hale Blue	VN2CHA-48-BL-NT 48" x 21-1/2" x 35"	Satin Bronze	33" or 40" wide See pages 284-286
NEW Blue Steel	VN2CHA-30-BS-NT 48" x 21-1/2" x 35"	Matte Black	33" or 40" wide See pages 284-286

60" VANITY SINGLE BOWL



VN2CHA-60SCH-NT

FINISH	VANITY	HARDWARE	MIRROR OPTIONS
Chocolate	VN2CHA-60SCH-NT* 60" x 21-1/2" x 35"	Satin Nickel	30" or larger See pages 284-286
Grey	VN2CHA-60SGR-NT* 60" x 21-1/2" x 35"	Satin Nickel	30" or larger See pages 284-286
White	VN2CHA-60SWH-NT* 60" x 21-1/2" x 35"	Satin Nickel	30" or larger See pages 284-286

*The "S" in the item number designates this 60" vanity is designed for a single bowl.

60" VANITY DOUBLE BOWL



VN2CHA-60-GR-NT

FINISH	VANITY	HARDWARE	MIRROR OPTIONS
Chocolate	VN2CHA-60-CH-NT 60" x 21-1/2" x 35"	Satin Nickel	22" or 24" wide See pages 284-286
Grey	VN2CHA-60-GR-NT 60" x 21-1/2" x 35"	Satin Nickel	22" or 24" wide See pages 284-286
White	VN2CHA-60-WH-NT 60" x 21-1/2" x 35"	Satin Nickel	22" or 24" wide See pages 284-286

WHERE CAN I FIND THAT HARDWARE?



The decorative hardware included on this vanity are from the Bremen 1, Cordova, and Renzo (Blue Steel only) Collections. Find them in the Knobs & Pulls section of this catalog on pages 32 (Bremen 1), 43 (Cordova), and 90 (Renzo).



Dashwood Collection

Vanity: VN2DAS-48-NO-NT | Top: TOPR49CQ

Bowl: VN2-RECT-19 | Mirror: VMIR-METR-33MB

Featured wallpaper: Deconstructed Stripe by Schumacher

NEW

DASHWOOD

COLLECTION

Dashwood's mid-century modern design combines classic lines and understated luxury to provide an enduring fashionable appeal. This vanity collection by Jeffrey Alexander provides a touch of retro charm, while its practical design makes it perfect for modern living. For available mirrors, please see pages 284-286.



Ask about our
Vanity Display
Program!

PREMIUM FEATURES

- Premium undermount drawer slides feature soft-close and full-extension opening
- Hardwood drawers with strong & beautiful dovetail joinery
- Durable furniture-style wood construction
- Select from Jeffrey Alexander's top & bowl options to complete your design
- Lifetime warranty for original purchaser



FIND YOUR PEACE IN BLUE STEEL

From deep within the earth comes natural beauty and color. Between a tranquil bouquet of silver artemisia and a soothing natural blue celestite lies Jeffrey Alexander's Blue Steel finish.

See Blue Steel options in the following collections: Chatham, Dashwood, Gardner, Katara, Pascal, Tempest, and Theodora.

DASHWOOD COLLECTION

See pages 280–283 for available top & bowl options

AVAILABLE FINISHES



(WH)
White



(BS)
Blue Steel



NEW (DW)
Dark Walnut



NEW (NO)
Natural Oak

24" VANITY



VN2DAS-24-NO-NT

FINISH	VANITY	HARDWARE	MIRROR OPTIONS
White	VN2DAS-24-WH-NT 24" x 21-1/2" x 35"	Brushed Gold	22" or 24" wide See pages 284–286
NEW Dark Walnut	VN2DAS-24-DW-NT 24" x 21-1/2" x 35"	Brushed Gold	22" or 24" wide See pages 284–286
NEW Natural Oak	VN2DAS-24-NO-NT 24" x 21-1/2" x 35"	Matte Black	22" or 24" wide See pages 284–286

30" VANITY



VN2DAS-30-BS-NT

FINISH	VANITY	HARDWARE	MIRROR OPTIONS
White	VN2DAS-30-WH-NT 30" x 21-1/2" x 35"	Brushed Gold	24" or 28" wide See pages 284–286
Blue Steel	VN2DAS-30-BS-NT 30" x 21-1/2" x 35"	Brushed Gold	24" or 28" wide See pages 284–286
NEW Dark Walnut	VN2DAS-30-DW-NT 30" x 21-1/2" x 35"	Brushed Gold	24" or 28" wide See pages 284–286
NEW Natural Oak	VN2DAS-30-NO-NT 30" x 21-1/2" x 35"	Matte Black	24" or 28" wide See pages 284–286

36" VANITY



VN2DAS-36-DW-NT

FINISH	VANITY	HARDWARE	MIRROR OPTIONS
White	VN2DAS-36-WH-NT 36" x 21-1/2" x 35"	Brushed Gold	33" or smaller See pages 284–286
Blue Steel	VN2DAS-36-BS-NT 36" x 21-1/2" x 35"	Brushed Gold	33" or smaller See pages 284–286
NEW Dark Walnut	VN2DAS-36-DW-NT 36" x 21-1/2" x 35"	Brushed Gold	33" or smaller See pages 284–286
NEW Natural Oak	VN2DAS-36-NO-NT 36" x 21-1/2" x 35"	Matte Black	33" or smaller See pages 284–286

This vanity has a left offset bowl and requires a 37" top ending in CAD-ADD

42" VANITY



VN2DAS-42-WH-NT

FINISH	VANITY	HARDWARE	MIRROR OPTIONS
White	VN2DAS-42-WH-NT 42" x 21-1/2" x 35"	Brushed Gold	33" or 40" wide See pages 284-286
NEW Dark Walnut	VN2DAS-42-DW-NT 42" x 21-1/2" x 35"	Brushed Gold	33" or 40" wide See pages 284-286
NEW Natural Oak	VN2DAS-42-NO-NT 42" x 21-1/2" x 35"	Matte Black	33" or 40" wide See pages 284-286

This vanity has a left offset bowl and requires a 43" top ending in LFT

48" VANITY



VN2DAS-48-NO-NT

FINISH	VANITY	HARDWARE	MIRROR OPTIONS
White	VN2DAS-48-WH-NT 48" x 21-1/2" x 35"	Brushed Gold	33" or 40" wide See pages 284-286
Blue Steel	VN2DAS-48-BS-NT 48" x 21-1/2" x 35"	Brushed Gold	33" or 40" wide See pages 284-286
NEW Dark Walnut	VN2DAS-48-DW-NT 48" x 21-1/2" x 35"	Brushed Gold	33" or 40" wide See pages 284-286
NEW Natural Oak	VN2DAS-48-NO-NT 48" x 21-1/2" x 35"	Matte Black	33" or 40" wide See pages 284-286

60" VANITY DOUBLE BOWL



VN2DAS-60-DW-NT

FINISH	VANITY	HARDWARE	MIRROR OPTIONS
White	VN2DAS-60-WH-NT 60" x 21-1/2" x 35"	Brushed Gold	22" or 24" wide See pages 284-286
NEW Dark Walnut	VN2DAS-60-DW-NT 60" x 21-1/2" x 35"	Brushed Gold	22" or 24" wide See pages 284-286
NEW Natural Oak	VN2DAS-60-NO-NT 60" x 21-1/2" x 35"	Matte Black	22" or 24" wide See pages 284-286

WHERE CAN I FIND THAT HARDWARE?



The decorative hardware included on this vanity is from the Sutton Collection. Find it in the Knobs & Pulls section of this catalog on page 106.



Jubilee Collection

Vanity: VN2JUB-36-NO-NT | Top: TOPR37CQCAD-ADD

Bowl: VN2-RECT-19 | Mirror: VMIR-METC-30MB

Featured wallpaper: Solandra Vine by Schumacher

NEW

JUBILEE

COLLECTION

Jeffrey Alexander's Jubilee Vanity Collection is a celebration of tranquil minimalism. The uncomplicated design and purposeful storage generate a simple aesthetic. Gola-style hardware accents the dovetail drawers and hardwood tipouts, adding to Jubilee's understated elegance. Featuring an expansive open bottom shelf, Jubilee vanities provide a light, airy look without compromising functionality. For available mirrors, please see pages 284–286.



PREMIUM FEATURES

- Premium undermount drawer slides feature soft-close and full-extension opening
- Hardwood drawers with strong & beautiful dovetail joinery
- Hardwood tipout trays replace false-front drawers beneath the sink
- Durable furniture-style wood construction
- Select from Jeffrey Alexander's top & bowl options to complete your design
- Lifetime warranty for original purchaser



EMBRACE NATURE WITH

NATURAL OAK

Natural Oak, with its warm, organic tones and subtle grain patterns, is an elegant vanity finish that effortlessly creates a sophisticated and inviting atmosphere in any bathroom space.

JUBILEE COLLECTION

See pages 280–283 for available top & bowl options

AVAILABLE FINISHES



(GR)
Grey



(WH)
White



(WG)
Weathered
Grey



NEW (DW)
Dark Walnut



NEW (NO)
Natural Oak

24" VANITY



VN2JUB-24-GR-NT

FINISH	VANITY	HARDWARE	MIRROR OPTIONS
Grey	VN2JUB-24-GR-NT 24" x 21-1/2" x 35"	Matte Black	22" or 24" wide See pages 284–286
White	VN2JUB-24-WH-NT 24" x 21-1/2" x 35"	Matte Black	22" or 24" wide See pages 284–286
Weathered Grey	VN2JUB-24-WG-NT 24" x 21-1/2" x 35"	Matte Black	22" or 24" wide See pages 284–286
NEW Dark Walnut	VN2JUB-24-DW-NT 24" x 21-1/2" x 35"	Satin Bronze	22" or 24" wide See pages 284–286
NEW Natural Oak	VN2JUB-24-NO-NT 24" x 21-1/2" x 35"	Matte Black	22" or 24" wide See pages 284–286

30" VANITY



VN2JUB-30-DW-NT

FINISH	VANITY	HARDWARE	MIRROR OPTIONS
Grey	VN2JUB-30-GR-NT 30" x 21-1/2" x 35"	Matte Black	24" or 28" wide See pages 284–286
White	VN2JUB-30-WH-NT 30" x 21-1/2" x 35"	Matte Black	24" or 28" wide See pages 284–286
Weathered Grey	VN2JUB-30-WG-NT 30" x 21-1/2" x 35"	Matte Black	24" or 28" wide See pages 284–286
NEW Dark Walnut	VN2JUB-30-DW-NT 30" x 21-1/2" x 35"	Satin Bronze	24" or 28" wide See pages 284–286
NEW Natural Oak	VN2JUB-30-NO-NT 30" x 21-1/2" x 35"	Matte Black	24" or 28" wide See pages 284–286

36" VANITY



VN2JUB-36-NO-NT

FINISH	VANITY	HARDWARE	MIRROR OPTIONS
Grey	VN2JUB-36-GR-NT 36" x 21-1/2" x 35"	Matte Black	33" or smaller See pages 284–286
White	VN2JUB-36-WH-NT 36" x 21-1/2" x 35"	Matte Black	33" or smaller See pages 284–286
Weathered Grey	VN2JUB-36-WG-NT 36" x 21-1/2" x 35"	Matte Black	33" or smaller See pages 284–286
NEW Dark Walnut	VN2JUB-36-DW-NT 36" x 21-1/2" x 35"	Satin Bronze	33" or smaller See pages 284–286
NEW Natural Oak	VN2JUB-36-NO-NT 36" x 21-1/2" x 35"	Matte Black	33" or smaller See pages 284–286

This vanity has a left offset bowl and requires a 37" top ending in CAD-ADD

42" VANITY



VN2JUB-42-WG-NT

FINISH	VANITY	HARDWARE	MIRROR OPTIONS
Grey	VN2JUB-42-GR-NT 42" x 21-1/2" x 35"	Matte Black	33" or 40" wide See pages 284-286
White	VN2JUB-42-WH-NT 42" x 21-1/2" x 35"	Matte Black	33" or 40" wide See pages 284-286
Weathered Grey	VN2JUB-42-WG-NT 42" x 21-1/2" x 35"	Matte Black	33" or 40" wide See pages 284-286
NEW Dark Walnut	VN2JUB-42-DW-NT 42" x 21-1/2" x 35"	Satin Bronze	33" or 40" wide See pages 284-286
NEW Natural Oak	VN2JUB-42-NO-NT 42" x 21-1/2" x 35"	Matte Black	33" or 40" wide See pages 284-286

This vanity has a left offset bowl and requires a 43" top ending in LFT

48" VANITY



VN2JUB-48-WH-NT

FINISH	VANITY	HARDWARE	MIRROR OPTIONS
Grey	VN2JUB-48-GR-NT 48" x 21-1/2" x 35"	Matte Black	33" or 40" wide See pages 284-286
White	VN2JUB-48-WH-NT 48" x 21-1/2" x 35"	Matte Black	33" or 40" wide See pages 284-286
Weathered Grey	VN2JUB-48-WG-NT 48" x 21-1/2" x 35"	Matte Black	33" or 40" wide See pages 284-286
NEW Dark Walnut	VN2JUB-48-DW-NT 48" x 21-1/2" x 35"	Satin Bronze	33" or 40" wide See pages 284-286
NEW Natural Oak	VN2JUB-48-NO-NT 48" x 21-1/2" x 35"	Matte Black	33" or 40" wide See pages 284-286

60" VANITY DOUBLE BOWL



VN2JUB-60-GR-NT

FINISH	VANITY	HARDWARE	MIRROR OPTIONS
Grey	VN2JUB-60-GR-NT 60" x 21-1/2" x 35"	Matte Black	22" or 24" wide See pages 284-286
White	VN2JUB-60-WH-NT 60" x 21-1/2" x 35"	Matte Black	22" or 24" wide See pages 284-286
Weathered Grey	VN2JUB-60-WG-NT 60" x 21-1/2" x 35"	Matte Black	22" or 24" wide See pages 284-286
NEW Dark Walnut	VN2JUB-60-DW-NT 60" x 21-1/2" x 35"	Satin Bronze	22" or 24" wide See pages 284-286
NEW Natural Oak	VN2JUB-60-NO-NT 60" x 21-1/2" x 35"	Matte Black	22" or 24" wide See pages 284-286



Katara Collection

Vanity: VN2KAT-60-BL-NT | Top: TOPR61CQ

Bowl: VN2-RECT-19 | Mirror: MIR2CAD-22-BL

KATARA COLLECTION

In a world of chaos, the bathroom can be transformed into your utopian Zen space with a Jeffrey Alexander Katara vanity. The smooth calmness of the doors and drawer fronts is accentuated by a slight recession behind the pulls. Everything needed to create an oasis can be stored in the fully maximized storage spaces. For available mirrors, please see pages 284–286.



PREMIUM FEATURES

- Premium undermount drawer slides feature soft-close and full-extension opening
- Hardwood drawers with strong & beautiful dovetail joinery
- Hardwood tipout trays replace false-front drawers beneath the sink
- Durable furniture-style wood construction
- Select from Jeffrey Alexander's top & bowl options to complete your design
- Lifetime warranty for original purchaser



KATARA COLLECTION

See pages 280–283 for available top & bowl options

AVAILABLE FINISHES



(WH)
White



(GR)
Grey



(BK)
Black



(BL)
Hale Blue



(GN)
Forest Green



(BS)
Blue Steel

24" VANITY



VN2KAT-24-BK-NT

FINISH	VANITY	HARDWARE	MIRROR OPTIONS
Black	VN2KAT-24-BK-NT 24" x 21-1/2" x 35"	Polished Chrome	22" or 24" wide See pages 284–286
Grey	VN2KAT-24-GR-NT 24" x 21-1/2" x 35"	Matte Black	22" or 24" wide See pages 284–286
White	VN2KAT-24-WH-NT 24" x 21-1/2" x 35"	Matte Black	22" or 24" wide See pages 284–286
Hale Blue	VN2KAT-24-BL-NT 24" x 21-1/2" x 35"	Satin Bronze	22" or 24" wide See pages 284–286

30" VANITY



VN2KAT-30-BL-NT

FINISH	VANITY	HARDWARE	MIRROR OPTIONS
Black	VN2KAT-30-BK-NT 30" x 21-1/2" x 35"	Polished Chrome	24" or 28" wide See pages 284–286
Grey	VN2KAT-30-GR-NT 30" x 21-1/2" x 35"	Matte Black	24" or 28" wide See pages 284–286
White	VN2KAT-30-WH-NT 30" x 21-1/2" x 35"	Matte Black	24" or 28" wide See pages 284–286
Hale Blue	VN2KAT-30-BL-NT 30" x 21-1/2" x 35"	Satin Bronze	24" or 28" wide See pages 284–286
Forest Green	VN2KAT-30-GN-NT 30" x 21-1/2" x 35"	Satin Bronze	24" or 28" wide See pages 284–286
Blue Steel	VN2KAT-30-BS-NT 30" x 21-1/2" x 35"	Brushed Gold	24" or 28" wide See pages 284–286

36" VANITY



VN2KAT-36-BS-NT

FINISH	VANITY	HARDWARE	MIRROR OPTIONS
Black	VN2KAT-36-BK-NT 36" x 21-1/2" x 35"	Polished Chrome	33" or smaller See pages 284–286
Grey	VN2KAT-36-GR-NT 36" x 21-1/2" x 35"	Matte Black	33" or smaller See pages 284–286
White	VN2KAT-36-WH-NT 36" x 21-1/2" x 35"	Matte Black	33" or smaller See pages 284–286
Hale Blue	VN2KAT-36-BL-NT 36" x 21-1/2" x 35"	Satin Bronze	33" or smaller See pages 284–286
Forest Green	VN2KAT-36-GN-NT 36" x 21-1/2" x 35"	Satin Bronze	33" or smaller See pages 284–286
Blue Steel	VN2KAT-36-BS-NT 36" x 21-1/2" x 35"	Brushed Gold	33" or smaller See pages 284–286

This vanity has a left offset bowl and requires a 37" top ending in CAD-ADD

42" VANITY



VN2KAT-42-GN-NT

FINISH	VANITY	HARDWARE	MIRROR OPTIONS
Black	VN2KAT-42-BK-NT 42" x 21-1/2" x 35"	Polished Chrome	33" or 40" wide See pages 284-286
Grey	VN2KAT-42-GR-NT 42" x 21-1/2" x 35"	Matte Black	33" or 40" wide See pages 284-286
White	VN2KAT-42-WH-NT 42" x 21-1/2" x 35"	Matte Black	33" or 40" wide See pages 284-286
Hale Blue	VN2KAT-42-BL-NT 42" x 21-1/2" x 35"	Satin Bronze	33" or 40" wide See pages 284-286
Forest Green	VN2KAT-42-GN-NT 42" x 21-1/2" x 35"	Satin Bronze	33" or 40" wide See pages 284-286
Blue Steel	VN2KAT-42-BS-NT 42" x 21-1/2" x 35"	Brushed Gold	33" or 40" wide See pages 284-286

This vanity has a left offset bowl and requires a 43" top ending in LFT

48" VANITY



VN2KAT-48-WH-NT

FINISH	VANITY	HARDWARE	MIRROR OPTIONS
Black	VN2KAT-48-BK-NT 48" x 21-1/2" x 35"	Polished Chrome	33" or 40" wide See pages 284-286
Grey	VN2KAT-48-GR-NT 48" x 21-1/2" x 35"	Matte Black	33" or 40" wide See pages 284-286
White	VN2KAT-48-WH-NT 48" x 21-1/2" x 35"	Matte Black	33" or 40" wide See pages 284-286
Hale Blue	VN2KAT-48-BL-NT 48" x 21-1/2" x 35"	Satin Bronze	33" or 40" wide See pages 284-286
Forest Green	VN2KAT-48-GN-NT 48" x 21-1/2" x 35"	Satin Bronze	33" or 40" wide See pages 284-286
Blue Steel	VN2KAT-48-BS-NT 48" x 21-1/2" x 35"	Brushed Gold	33" or 40" wide See pages 284-286

60" VANITY DOUBLE BOWL



VN2KAT-60-GR-NT

FINISH	VANITY	HARDWARE	MIRROR OPTIONS
Black	VN2KAT-60-BK-NT 60" x 21-1/2" x 35"	Polished Chrome	22" or 24" wide See pages 284-286
Grey	VN2KAT-60-GR-NT 60" x 21-1/2" x 35"	Matte Black	22" or 24" wide See pages 284-286
White	VN2KAT-60-WH-NT 60" x 21-1/2" x 35"	Matte Black	22" or 24" wide See pages 284-286
Hale Blue	VN2KAT-60-BL-NT 60" x 21-1/2" x 35"	Satin Bronze	22" or 24" wide See pages 284-286

WHERE CAN I FIND THAT HARDWARE?



The decorative hardware included on this vanity is from the Dominique Collection. Find it in the Knobs & Pulls section of this catalog on page 46.

NEW KIPLING COLLECTION

COMING EARLY 2024



Kipling Collection

Vanity: VN2KIP-36-BK-NT | Top: TOPR37CQ
Bowl: VN2-RECT-19 | Mirror: MIR2CAD-24-BK

AVAILABLE FINISHES



(WH)
White



(BK)
Black



NEW (DW)
Dark Walnut



NEW (NO)
Natural Oak

See pages 280–283 for available top & bowl options

Discover the Kipling Vanity Collection by Jeffrey Alexander—a Shaker-style classic exquisitely reimaged. This collection seamlessly blends timeless Shaker aesthetics with modern functionality. Hardwood craftsmanship, square legs, and an open bottom shelf gracefully unite style and practicality. Dovetail drawers and hardwood tipout trays provide functional storage while being adorned by Jeffrey Alexander’s Richard pulls to emphasize both quality and elegance. For available mirrors, please see pages 284–286.

PREMIUM FEATURES

- Premium undermount drawer slides feature soft-close and full-extension opening
- Hardwood drawers with strong & beautiful dovetail joinery
- Hardwood tipout trays replace false-front drawers beneath the sink
- Durable furniture-style wood construction
- Select from Jeffrey Alexander’s top & bowl options to complete your design
- Lifetime warranty for original purchaser



WHERE CAN I FIND THAT HARDWARE?



The decorative hardware included on this vanity are from the Richard Collection. Find it in the Knobs & Pulls section of this catalog on page 94.

30" VANITY



VN2KIP-30-BK-NT

FINISH	VANITY	HARDWARE	MIRROR OPTIONS
White	VN2KIP-30-WH-NT 30" x 21-1/2" x 35"	Brushed Gold	24" or 28" wide See pages 284-286
Black	VN2KIP-30-BK-NT 30" x 21-1/2" x 35"	Satin Bronze	24" or 28" wide See pages 284-286
NEW Dark Walnut	VN2KIP-30-DW-NT 30" x 21-1/2" x 35"	Brushed Gold	24" or 28" wide See pages 284-286
NEW Natural Oak	VN2KIP-30-NO-NT 30" x 21-1/2" x 35"	Matte Black	24" or 28" wide See pages 284-286

36" VANITY



VN2KIP-36-DW-NT

FINISH	VANITY	HARDWARE	MIRROR OPTIONS
White	VN2KIP-36-WH-NT 36" x 21-1/2" x 35"	Brushed Gold	33" or smaller See pages 284-286
Black	VN2KIP-36-BK-NT 36" x 21-1/2" x 35"	Satin Bronze	33" or smaller See pages 284-286
NEW Dark Walnut	VN2KIP-36-DW-NT 36" x 21-1/2" x 35"	Brushed Gold	33" or smaller See pages 284-286
NEW Natural Oak	VN2KIP-36-NO-NT 36" x 21-1/2" x 35"	Matte Black	33" or smaller See pages 284-286

48" VANITY



VN2KIP-48-NO-NT

FINISH	VANITY	HARDWARE	MIRROR OPTIONS
White	VN2KIP-48-WH-NT 48" x 21-1/2" x 35"	Brushed Gold	33" or 40" wide See pages 284-286
Black	VN2KIP-48-BK-NT 48" x 21-1/2" x 35"	Satin Bronze	33" or 40" wide See pages 284-286
NEW Dark Walnut	VN2KIP-48-DW-NT 48" x 21-1/2" x 35"	Brushed Gold	33" or 40" wide See pages 284-286
NEW Natural Oak	VN2KIP-48-NO-NT 48" x 21-1/2" x 35"	Matte Black	33" or 40" wide See pages 284-286

60" VANITY DOUBLE BOWL



VN2KIP-60-WH-NT

FINISH	VANITY	HARDWARE	MIRROR OPTIONS
White	VN2KIP-60-WH-NT 60" x 21-1/2" x 35"	Brushed Gold	22" or 24" wide See pages 284-286
Black	VN2KIP-60-BK-NT 60" x 21-1/2" x 35"	Satin Bronze	22" or 24" wide See pages 284-286
NEW Dark Walnut	VN2KIP-60-DW-NT 60" x 21-1/2" x 35"	Brushed Gold	22" or 24" wide See pages 284-286
NEW Natural Oak	VN2KIP-60-NO-NT 60" x 21-1/2" x 35"	Matte Black	22" or 24" wide See pages 284-286



Pascal Collection

Vanity: VN2PAS-48-DW-NT | Top: TOPR49CQ

Bowl: VN2-RECT-19 | Mirror: VMIR-METC-30BG

Featured wallpaper: *Queen of Spain* from Schumacher

NEW

PASCAL

COLLECTION

The Pascal Vanity Collection by Jeffrey Alexander combines elements of nature with a touch of heavy metal to create an elegant yet substantial collection. Pascal features exteriors of natural wood and a metal frame that gives the vanity a subtle vibe of industrial edginess. The unique design includes ample storage behind soft-close doors and drawers as well as an open lower shelf. For available mirrors, please see pages 284–286.



PREMIUM FEATURES

- Premium undermount drawer slides feature soft-close and full-extension opening
- Durable furniture-style wood construction
- Hardwood drawers with strong & beautiful dovetail joinery
- Select from Jeffrey Alexander's top & bowl options to complete your design
- Lifetime warranty for original purchaser



PASCAL COLLECTION

See pages 280–283 for available top & bowl options

24" VANITY



VN2PAS-24-DW-NT

30" VANITY



VN2PAS-30-BS-NT

36" VANITY



VN2PAS-36-GR-NT

AVAILABLE FINISHES



(GR)
Grey



(WH)
White




(BS)
Blue Steel



(WG)
Weathered
Grey



NEW (DW)
Dark Walnut



NEW (NO)
Natural Oak

FINISH	VANITY	HARDWARE	MIRROR OPTIONS
Grey	VN2PAS-24-GR-NT 24" x 21-1/2" x 35"	Matte Black	22" or 24" wide See pages 284–286
White	VN2PAS-24-WH-NT 24" x 21-1/2" x 35"	Matte Black	22" or 24" wide See pages 284–286
Blue Steel	VN2PAS-24-BS-NT 24" x 21-1/2" x 35"	Matte Black	22" or 24" wide See pages 284–286
Weathered Grey	VN2PAS-24-WG-NT 24" x 21-1/2" x 35"	Matte Black	22" or 24" wide See pages 284–286
NEW Dark Walnut	VN2PAS-24-DW-NT 24" x 21-1/2" x 35"	Matte Black and Brushed Gold	22" or 24" wide See pages 284–286
NEW Natural Oak	VN2PAS-24-NO-NT 24" x 21-1/2" x 35"	Matte Black	22" or 24" wide See pages 284–286

FINISH	VANITY	HARDWARE	MIRROR OPTIONS
Grey	VN2PAS-30-GR-NT 30" x 21-1/2" x 35"	Matte Black	24" or 28" wide See pages 284–286
White	VN2PAS-30-WH-NT 30" x 21-1/2" x 35"	Matte Black	24" or 28" wide See pages 284–286
Blue Steel	VN2PAS-30-BS-NT 30" x 21-1/2" x 35"	Matte Black	24" or 28" wide See pages 284–286
Weathered Grey	VN2PAS-30-WG-NT 30" x 21-1/2" x 35"	Matte Black	24" or 28" wide See pages 284–286
NEW Dark Walnut	VN2PAS-30-DW-NT 30" x 21-1/2" x 35"	Matte Black and Brushed Gold	24" or 28" wide See pages 284–286
NEW Natural Oak	VN2PAS-30-NO-NT 30" x 21-1/2" x 35"	Matte Black	24" or 28" wide See pages 284–286

FINISH	VANITY	HARDWARE	MIRROR OPTIONS
Grey	VN2PAS-36-GR-NT 36" x 21-1/2" x 35"	Matte Black	33" or smaller See pages 284–286
White	VN2PAS-36-WH-NT 36" x 21-1/2" x 35"	Matte Black	33" or smaller See pages 284–286
Blue Steel	VN2PAS-36-BS-NT 36" x 21-1/2" x 35"	Matte Black	33" or smaller See pages 284–286
Weathered Grey	VN2PAS-36-WG-NT 36" x 21-1/2" x 35"	Matte Black	33" or smaller See pages 284–286
NEW Dark Walnut	VN2PAS-36-DW-NT 36" x 21-1/2" x 35"	Matte Black and Brushed Gold	33" or smaller See pages 284–286
NEW Natural Oak	VN2PAS-36-NO-NT 36" x 21-1/2" x 35"	Matte Black	33" or smaller See pages 284–286

This vanity has a left offset bowl and requires a 37" top ending in CAD-ADD

42" VANITY



VN2PAS-42-WH-NT

FINISH	VANITY	HARDWARE	MIRROR OPTIONS
Grey	VN2PAS-42-GR-NT 42" x 21-1/2" x 35"	Matte Black	33" or 40" wide See pages 284-286
White	VN2PAS-42-WH-NT 42" x 21-1/2" x 35"	Matte Black	33" or 40" wide See pages 284-286
NEW Dark Walnut	VN2PAS-42-DW-NT 42" x 21-1/2" x 35"	Matte Black and Brushed Gold	33" or 40" wide See pages 284-286
NEW Natural Oak	VN2PAS-42-NO-NT 42" x 21-1/2" x 35"	Matte Black	33" or 40" wide See pages 284-286

This vanity has a left offset bowl and requires a 43" top ending in LFT

48" VANITY



VN2PAS-48-WG-NT

FINISH	VANITY	HARDWARE	MIRROR OPTIONS
Grey	VN2PAS-48-GR-NT 48" x 21-1/2" x 35"	Matte Black	33" or 40" wide See pages 284-286
White	VN2PAS-48-WH-NT 48" x 21-1/2" x 35"	Matte Black	33" or 40" wide See pages 284-286
Blue Steel	VN2PAS-48-BS-NT 48" x 21-1/2" x 35"	Matte Black	33" or 40" wide See pages 284-286
Weathered Grey	VN2PAS-48-WG-NT 48" x 21-1/2" x 35"	Matte Black	33" or 40" wide See pages 284-286
NEW Dark Walnut	VN2PAS-48-DW-NT 48" x 21-1/2" x 35"	Matte Black and Brushed Gold	33" or 40" wide See pages 284-286
NEW Natural Oak	VN2PAS-48-NO-NT 48" x 21-1/2" x 35"	Matte Black	33" or 40" wide See pages 284-286

60" VANITY DOUBLE BOWL



VN2PAS-60-NO-NT

FINISH	VANITY	HARDWARE	MIRROR OPTIONS
Grey	VN2PAS-60-GR-NT 60" x 21-1/2" x 35"	Matte Black	22" or 24" wide See pages 284-286
White	VN2PAS-60-WH-NT 60" x 21-1/2" x 35"	Matte Black	22" or 24" wide See pages 284-286
Weathered Grey	VN2PAS-60-WG-NT 60" x 21-1/2" x 35"	Matte Black	22" or 24" wide See pages 284-286
NEW Dark Walnut	VN2PAS-60-DW-NT 60" x 21-1/2" x 35"	Matte Black and Brushed Gold	22" or 24" wide See pages 284-286
NEW Natural Oak	VN2PAS-60-NO-NT 60" x 21-1/2" x 35"	Matte Black	22" or 24" wide See pages 284-286

WHERE CAN I FIND THAT HARDWARE?




The decorative hardware included on this vanity is from the Larkin Collection. Find it in the Knobs & Pulls section of this catalog on page 68.

PERCIVAL COLLECTION

AVAILABLE FINISHES



(WH)
White



(GR)
Grey



(BK)
Black



(BL)
Hale Blue

See pages 280–283 for available top & bowl options

The Percival Vanity Collection by Jeffrey Alexander simply enriches a room with dignified grace. Refined elegance is accentuated through Percival's quiet and peaceful nature. The doors are adorned with a subtle metal accent trim to perfectly complement the vanity's finish. This stylish trim is all the ornamentation needed to generate a resplendent presence in a room designed with class. For available mirrors, please see pages 284–286.



Percival Collection

Vanity: VN2PER-36-WH-NT | Top: TOPR37ASCAD-ADD
Bowl: VN2-RECT-19 | Mirror: MIR2CAD-33-WH

PREMIUM FEATURES

- Stylish metal accent trim on each vanity door
- Premium undermount drawer slides feature soft-close and full-extension opening
- Hardwood drawers with strong & beautiful dovetail joinery
- Durable furniture-style wood construction
- Select from Jeffrey Alexander's top & bowl options to complete your design
- Lifetime warranty for original purchaser



24" VANITY



VN2PER-24-BL-NT

FINISH	VANITY	METAL TRIM	MIRROR OPTIONS
Black	VN2PER-24-BK-NT 24" x 21-1/2" x 35"	Chrome	22" or 24" wide See pages 284-286
Grey	VN2PER-24-GR-NT 24" x 21-1/2" x 35"	Matte Black	22" or 24" wide See pages 284-286
White	VN2PER-24-WH-NT 24" x 21-1/2" x 35"	Bronze	22" or 24" wide See pages 284-286
Hale Blue	VN2PER-24-BL-NT 24" x 21-1/2" x 35"	Bronze	22" or 24" wide See pages 284-286

30" VANITY



VN2PER-30-GR-NT

FINISH	VANITY	METAL TRIM	MIRROR OPTIONS
Black	VN2PER-30-BK-NT 24" x 21-1/2" x 35"	Chrome	24" or 28" wide See pages 284-286
Grey	VN2PER-30-GR-NT 24" x 21-1/2" x 35"	Matte Black	24" or 28" wide See pages 284-286
White	VN2PER-30-WH-NT 24" x 21-1/2" x 35"	Bronze	24" or 28" wide See pages 284-286
Hale Blue	VN2PER-30-BL-NT 24" x 21-1/2" x 35"	Bronze	24" or 28" wide See pages 284-286

36" VANITY



VN2PER-36-BK-NT

FINISH	VANITY	METAL TRIM	MIRROR OPTIONS
Black	VN2PER-36-BK-NT 24" x 21-1/2" x 35"	Chrome	33" or smaller See pages 284-286
Grey	VN2PER-36-GR-NT 24" x 21-1/2" x 35"	Matte Black	33" or smaller See pages 284-286
White	VN2PER-36-WH-NT 24" x 21-1/2" x 35"	Bronze	33" or smaller See pages 284-286
Hale Blue	VN2PER-36-BL-NT 24" x 21-1/2" x 35"	Bronze	33" or smaller See pages 284-286

This vanity has a left offset bowl and requires a 37" top ending in CAD-ADD

Bath Vanities



Theodora Collection

Vanity: VN2THE-36-GN-NT | Top: TOPR37RE-LFT

Bowl: Integrated | Mirror: MIR2CAD-33-GN

THEODORA

COLLECTION

Jeffrey Alexander's Theodora vanity collection possesses an aesthetic cleanse through slab doors, simple lines, and minimal footprint tab pulls. The timeless mid-century elements that Theodora illustrates merge gracefully with the modern style of today's homes. Remaining true to the style, these vanities are largely un-ornamented on the exterior, yet boast an exorbitant amount of functionality within. For available mirrors, please see pages 284–286.



Theodora Collection

Vanity: VN2THE-60-GR-NT | Top: TOPR61CQ
Bowl: VN2-RECT-19 | Mirror: MIR2CAD-22-GR

PREMIUM FEATURES

- Premium undermount drawer slides feature soft-close and full-extension opening
- Hardwood drawers with strong & beautiful dovetail joinery
- Durable furniture-style wood construction
- Select from Jeffrey Alexander's top & bowl options to complete your design
- Lifetime warranty for original purchaser



THEODORA COLLECTION

See pages 280–283 for available top & bowl options

AVAILABLE FINISHES



(WH)
White



(GR)
Grey



(BK)
Black



(BL)
Hale Blue



(GN)
Forest Green



(BS)
Blue Steel

24" VANITY



VN2THE-24-BS-NT

FINISH	VANITY	HARDWARE	MIRROR
Black	VN2THE-24-BK-NT 24" x 21-1/2" x 35"	Polished Chrome	22" or 24" wide See pages 284–286
Grey	VN2THE-24-GR-NT 24" x 21-1/2" x 35"	Polished Chrome	22" or 24" wide See pages 284–286
White	VN2THE-24-WH-NT 24" x 21-1/2" x 35"	Polished Chrome	22" or 24" wide See pages 284–286
Hale Blue	VN2THE-24-BL-NT 24" x 21-1/2" x 35"	Satin Bronze	22" or 24" wide See pages 284–286
Blue Steel	VN2THE-24-BS-NT 24" x 21-1/2" x 35"	Polished Chrome	22" or 24" wide See pages 284–286

30" VANITY



VN2THE-30-BK-NT

FINISH	VANITY	HARDWARE	MIRROR
Black	VN2THE-30-BK-NT 30" x 21-1/2" x 35"	Polished Chrome	24" or 28" wide See pages 284–286
Grey	VN2THE-30-GR-NT 30" x 21-1/2" x 35"	Polished Chrome	24" or 28" wide See pages 284–286
White	VN2THE-30-WH-NT 30" x 21-1/2" x 35"	Polished Chrome	24" or 28" wide See pages 284–286
Hale Blue	VN2THE-30-BL-NT 30" x 21-1/2" x 35"	Satin Bronze	24" or 28" wide See pages 284–286
Forest Green	VN2THE-30-GN-NT 30" x 21-1/2" x 35"	Satin Bronze	24" or 28" wide See pages 284–286
Blue Steel	VN2THE-30-BS-NT 30" x 21-1/2" x 35"	Polished Chrome	24" or 28" wide See pages 284–286

36" VANITY



VN2THE-36-GN-NT

FINISH	VANITY	HARDWARE	MIRROR
Black	VN2THE-36-BK-NT 36" x 21-1/2" x 35"	Polished Chrome	33" or smaller See pages 284–286
Grey	VN2THE-36-GR-NT 36" x 21-1/2" x 35"	Polished Chrome	33" or smaller See pages 284–286
White	VN2THE-36-WH-NT 36" x 21-1/2" x 35"	Polished Chrome	33" or smaller See pages 284–286
Hale Blue	VN2THE-36-BL-NT 36" x 21-1/2" x 35"	Satin Bronze	33" or smaller See pages 284–286
Forest Green	VN2THE-36-GN-NT 36" x 21-1/2" x 35"	Satin Bronze	33" or smaller See pages 284–286
Blue Steel	VN2THE-36-BS-NT 36" x 21-1/2" x 35"	Polished Chrome	33" or smaller See pages 284–286

This vanity has a left offset bowl and requires a 37" top ending in CAD-ADD

48" VANITY



VN2THE-48-GR-NT

FINISH	VANITY	HARDWARE	MIRROR
Black	VN2THE-48-BK-NT 48" x 21-1/2" x 35"	Polished Chrome	33" or 40" wide See pages 284-286
Grey	VN2THE-48-GR-NT 48" x 21-1/2" x 35"	Polished Chrome	33" or 40" wide See pages 284-286
White	VN2THE-48-WH-NT 48" x 21-1/2" x 35"	Polished Chrome	33" or 40" wide See pages 284-286
Hale Blue	VN2THE-48-BL-NT 48" x 21-1/2" x 35"	Satin Bronze	33" or 40" wide See pages 284-286
Forest Green	VN2THE-48-GN-NT 48" x 21-1/2" x 35"	Satin Bronze	33" or 40" wide See pages 284-286
Blue Steel	VN2THE-48-BS-NT 48" x 21-1/2" x 35"	Polished Chrome	33" or 40" wide See pages 284-286

60" VANITY DOUBLE BOWL



VN2THE-60-BL-NT

FINISH	VANITY	HARDWARE	MIRROR
Black	VN2THE-60-BK-NT 60" x 21-1/2" x 35"	Polished Chrome	22" or 24" wide See pages 284-286
Grey	VN2THE-60-GR-NT 60" x 21-1/2" x 35"	Polished Chrome	22" or 24" wide See pages 284-286
White	VN2THE-60-WH-NT 60" x 21-1/2" x 35"	Polished Chrome	22" or 24" wide See pages 284-286
Hale Blue	VN2THE-60-BL-NT 60" x 21-1/2" x 35"	Satin Bronze	22" or 24" wide See pages 284-286
Blue Steel	VN2THE-60-BS-NT 60" x 21-1/2" x 35"	Polished Chrome	22" or 24" wide See pages 284-286



Theodora Collection
Vanity: VN2THE-24-BS-NT | Top: TOPR25WC
Bowl: VN2-RECT-16 | Mirror: MIR2CAD-22-BS



Wavecrest Collection

Vanity: VN2WAV-48-GR-NT | Top: TOPR49WC

Bowl: VN2-RECT-19 | Mirror: MIR2CAD-33-GR

WAVECREST COLLECTION

Escape to the seaside with the Wavecrest vanity collection. Crisp, clean edges and a slatted bottom shelf evoke a feeling of stepping out into the calm of the seaside. False-front drawers with breezy Key West pulls are transformed into hidden tipout storage space with solid wood trays. For available mirrors, please see pages 284–286.



Wavecrest Collection
Vanity: VN2WAV-60-WH-NT | Top: Custom
Bowl: VN2-RECT-19 | Mirror: MIR2CAD-22-WH

PREMIUM FEATURES

- Premium undermount drawer slides feature soft-close and full-extension opening
- Hardwood drawers with strong & beautiful dovetail joinery
- Hardwood tipout trays replace false-front drawers beneath the sink
- Durable furniture-style wood construction
- Select from Jeffrey Alexander's top & bowl options to complete your design
- Lifetime warranty for original purchaser



WAVECREST COLLECTION

See pages 280–283 for available top & bowl options

AVAILABLE FINISHES



(WH)
White



(GR)
Grey



(BL)
Hale Blue



(GN)
Forest Green



(WG)
Weathered
Grey

24" VANITY



VN2WAV-24-GR-NT

FINISH	VANITY	HARDWARE	MIRROR OPTIONS
Grey	VN2WAV-24-GR-NT 24" x 21-1/2" x 35"	Satin Nickel	22" or 24" wide See pages 284–286
White	VN2WAV-24-WH-NT 24" x 21-1/2" x 35"	Matte Black	22" or 24" wide See pages 284–286
Weathered Grey	VN2WAV-24-WG-NT 24" x 21-1/2" x 35"	Matte Black	22" or 24" wide See pages 284–286

30" VANITY



VN2WAV-30-BL-NT

FINISH	VANITY	HARDWARE	MIRROR OPTIONS
Grey	VN2WAV-30-GR-NT 30" x 21-1/2" x 35"	Satin Nickel	24" or 28" wide See pages 284–286
White	VN2WAV-30-WH-NT 30" x 21-1/2" x 35"	Matte Black	24" or 28" wide See pages 284–286
Hale Blue	VN2WAV-30-BL-NT 30" x 21-1/2" x 35"	Satin Bronze	24" or 28" wide See pages 284–286
Forest Green	VN2WAV-30-GN-NT 30" x 21-1/2" x 35"	Satin Bronze	24" or 28" wide See pages 284–286
Weathered Grey	VN2WAV-30-WG-NT 30" x 21-1/2" x 35"	Matte Black	24" or 28" wide See pages 284–286

36" VANITY



VN2WAV-36-GN-NT

FINISH	VANITY	HARDWARE	MIRROR OPTIONS
Grey	VN2WAV-36-GR-NT 36" x 21-1/2" x 35"	Satin Nickel	33" or smaller See pages 284–286
White	VN2WAV-36-WH-NT 36" x 21-1/2" x 35"	Matte Black	33" or smaller See pages 284–286
Hale Blue	VN2WAV-36-BL-NT 36" x 21-1/2" x 35"	Satin Bronze	33" or smaller See pages 284–286
Forest Green	VN2WAV-36-GN-NT 36" x 21-1/2" x 35"	Satin Bronze	33" or smaller See pages 284–286
Weathered Grey	VN2WAV-36-WG-NT 36" x 21-1/2" x 35"	Matte Black	33" or smaller See pages 284–286

48" VANITY



VN2WAV-48-WG-NT

FINISH	VANITY	HARDWARE	MIRROR OPTIONS
Grey	VN2WAV-48-GR-NT 48" x 21-1/2" x 35"	Satin Nickel	33" or 40" wide See pages 284-286
White	VN2WAV-48-WH-NT 48" x 21-1/2" x 35"	Matte Black	33" or 40" wide See pages 284-286
Hale Blue	VN2WAV-48-BL-NT 48" x 21-1/2" x 35"	Satin Bronze	33" or 40" wide See pages 284-286
Forest Green	VN2WAV-48-GN-NT 48" x 21-1/2" x 35"	Satin Bronze	33" or 40" wide See pages 284-286
Weathered Grey	VN2WAV-48-WG-NT 48" x 21-1/2" x 35"	Matte Black	33" or 40" wide See pages 284-286

60" VANITY DOUBLE BOWL



VN2WAV-60-GR-NT

FINISH	VANITY	HARDWARE	MIRROR OPTIONS
Grey	VN2WAV-60-GR-NT 60" x 21-1/2" x 35"	Satin Nickel	22" or 24" wide See pages 284-286
White	VN2WAV-60-WH-NT 60" x 21-1/2" x 35"	Matte Black	22" or 24" wide See pages 284-286
Weathered Grey	VN2WAV-60-WG-NT 60" x 21-1/2" x 35"	Matte Black	22" or 24" wide See pages 284-286

WHERE CAN I FIND THAT HARDWARE?



The decorative hardware included on this vanity is from the Key West Collection. Find it in the Knobs & Pulls section of this catalog on page 64.



Wavecrest Collection

Vanity: VN2WAV-60-WG-NT | Top: TOPR61LS

Bowl: VN2-RECT-19 | Mirror: MIR2CAD-22-WG

ASTORIA COLLECTION

AVAILABLE FINISHES



(WH)
White



(GR)
Grey



(ES)
Espresso

See pages 280–283 for
available top & bowl options

RETIRED

This hardwood vanity features clean lines with a stepped door profile for a modern look. The deep Espresso, soft White, or modern Grey finish with Slade knobs in Satin Nickel complements the style. For available mirrors, please see pages 284–286.



Astoria Collection

Vanity: VN2AST-48-WH-NT | Top: TOPR49LS
Bowl: VN2-RECT-19 | Mirror: MIR2AST-28-WH

PREMIUM FEATURES

- Premium undermount drawer slides feature soft-close and full-extension opening
- Hardwood drawers with strong & beautiful dovetail joinery
- Hardwood tipout trays replace false-front drawers beneath the sink
- Durable furniture-style wood construction
- Select from Jeffrey Alexander's top & bowl options to complete your design
- Lifetime warranty for original purchaser



24" VANITY



VN2AST-24-ES-NT

FINISH	VANITY	HARDWARE	MIRROR OPTIONS
Espresso	VN2AST-24-ES-NT 24" x 21-1/2" x 35"	Satin Nickel	22" or 24" wide See pages 284–286
Grey	VN2AST-24-GR-NT 24" x 21-1/2" x 35"	Satin Nickel	22" or 24" wide See pages 284–286
White	VN2AST-24-WH-NT 24" x 21-1/2" x 35"	Satin Nickel	22" or 24" wide See pages 284–286

30" VANITY



VN2AST-30-GR-NT

FINISH	VANITY	HARDWARE	MIRROR OPTIONS
Espresso	VN2AST-30-ES-NT 30" x 21-1/2" x 35"	Satin Nickel	24" or 28" wide See pages 284–286
Grey	VN2AST-30-GR-NT 30" x 21-1/2" x 35"	Satin Nickel	24" or 28" wide See pages 284–286
White	VN2AST-30-WH-NT 30" x 21-1/2" x 35"	Satin Nickel	24" or 28" wide See pages 284–286

36" VANITY



VN2AST-36-WH-NT

FINISH	VANITY	HARDWARE	MIRROR OPTIONS
Espresso	VN2AST-36-ES-NT 36" x 21-1/2" x 35"	Satin Nickel	33" wide or smaller See pages 284–286
Grey	VN2AST-36-GR-NT 36" x 21-1/2" x 35"	Satin Nickel	33" wide or smaller See pages 284–286
White	VN2AST-36-WH-NT 36" x 21-1/2" x 35"	Satin Nickel	33" wide or smaller See pages 284–286

This vanity has a right offset bowl and requires a 37" top ending in AST

48" VANITY



VN2AST-48-GR-NT

FINISH	VANITY	HARDWARE	MIRROR OPTIONS
Espresso	VN2AST-48-ES-NT 48" x 21-1/2" x 35"	Satin Nickel	33", 40" or 42" wide See pages 284–286
Grey	VN2AST-48-GR-NT 48" x 21-1/2" x 35"	Satin Nickel	33", 40" or 42" wide See pages 284–286
White	VN2AST-48-WH-NT 48" x 21-1/2" x 35"	Satin Nickel	33", 40" or 42" wide See pages 284–286

WHERE CAN I FIND THAT HARDWARE?



The decorative hardware included on this vanity is from the Slade Collection. Find it in the Knobs & Pulls section of this catalog on page 164.

SAVINO COLLECTION

AVAILABLE FINISHES



(WH)
White



(GR)
Grey

See pages 280–283 for
available top & bowl options

RETIRED



Savino Collection

Vanity: VN2SAV-24-WH-NT | Top: TOPO25LS
Bowl: VN2-OVAL-15 | Mirror: MIR2CHA-22-WH

Savino provides a fresh twist on the classic Shaker style and includes innovative features to enhance the beauty of this vanity. Rollout drawers are integrated into the cabinet to make storage easier and more convenient. The White or Grey finish is complemented by Annadale knobs from Jeffrey Alexander. For available mirrors, please see pages 284–286.

PREMIUM FEATURES

- Premium undermount drawer slides feature soft-close and full-extension opening
- Hardwood drawers with strong & beautiful dovetail joinery
- Hardwood tipout trays replace false-front drawers beneath the sink
- Durable furniture-style wood construction
- Select from Jeffrey Alexander's top & bowl options to complete your design
- Lifetime warranty for original purchaser



24" VANITY



VN2SAV-24-GR-NT

FINISH	VANITY	HARDWARE	MIRROR OPTIONS
Grey	VN2SAV-24-GR-NT 24" x 21-1/2" x 35"	Satin Nickel	22" or 24" wide See pages 284–286
White	VN2SAV-24-WH-NT 24" x 21-1/2" x 35"	Matte Black	22" or 24" wide See pages 284–286

30" VANITY



VN2SAV-30-WH-NT

FINISH	VANITY	HARDWARE	MIRROR OPTIONS
Grey	VN2SAV-30-GR-NT 30" x 21-1/2" x 35"	Satin Nickel	24" or 28" wide See pages 284–286
White	VN2SAV-30-WH-NT 30" x 21-1/2" x 35"	Matte Black	24" or 28" wide See pages 284–286

36" VANITY



VN2SAV-36-GR-NT

FINISH	VANITY	HARDWARE	MIRROR OPTIONS
Grey	VN2SAV-36-GR-NT 36" x 21-1/2" x 35"	Satin Nickel	33" or smaller See pages 284–286
White	VN2SAV-36-WH-NT 36" x 21-1/2" x 35"	Matte Black	33" or smaller See pages 284–286

48" VANITY



VN2SAV-48-WH-NT

FINISH	VANITY	HARDWARE	MIRROR OPTIONS
Grey	VN2SAV-48-GR-NT 48" x 21-1/2" x 35"	Satin Nickel	33", 40" or 42" wide See pages 284–286
White	VN2SAV-48-WH-NT 48" x 21-1/2" x 35"	Matte Black	33", 40" or 42" wide See pages 284–286

60" VANITY DOUBLE BOWL



VN2SAV-60-GR-NT

FINISH	VANITY	HARDWARE	MIRROR OPTIONS
Grey	VN2SAV-60-GR-NT 60" x 21-1/2" x 35"	Satin Nickel	22" or 24" wide See pages 284–286
White	VN2SAV-60-WH-NT 60" x 21-1/2" x 35"	Matte Black	22" or 24" wide See pages 284–286

WHERE CAN I FIND THAT HARDWARE?



The decorative hardware included on this vanity is from the Annadale Collection. Find it in the Knobs & Pulls section of this catalog on page 20.

MAKING ROOM FOR NEW

The following vanity collections are being discontinued to make way for newer, trendier collections coming soon! Please contact customer service for availability while supplies last.

SILVER
LABEL

ADLER COLLECTION




SILVER
LABEL

ADDINGTON COLLECTION



SILVER
LABEL

DOUGLAS COLLECTION



To learn more or to place an order, scan the QR code or visit <http://delivr.com/22vug>

VANITY NIGHT LIGHT KIT

L-VNLK-05-40



**MOTION
ACTIVATED**



**PEEL & STICK
3M™ TAPE**



**CUT
TO SIZE**



**PLUG-IN
READY**



**IP65 RATED
WATERPROOF**

36" Black Katara vanity shown
VN2KAT-36-BK-NT

Task Lighting & Power's Vanity Night Light Kit enhances the bath space and improves night-time visibility with combined LED lighting and a Doppler motion sensor switch. When the Doppler sensor detects motion, a radiant LED glow emanates beneath the vanity.

EASY TO INSTALL—No electrician required

The Doppler motion sensor can be installed inside or beneath the cabinet, completely out of sight, and detects motion up to 15 feet without direct line of sight. Installation is easy with a plug-in power supply that can be used with a new or existing outlet. Once installed, select an illumination duration from 1 minute to 4 minutes on the Doppler sensor switch based on customer preference.



For more information on the Doppler motion sensor technology, please see pages 493–600.



SKU: L-VNLK-05-40

KIT INCLUDES:

- 60" of 120 lumens/ft. single-white, easy peel-and-stick LED tape lighting in Cool White 4000K*
- Doppler motion sensor
- 12-volt, 12-watt plug-in power supply
- 8 ft. of stranded wire
- 6-pack of EZ screw-down connectors
- Task Lighting multi-bit screwdriver
- 3M™ adhesive wipe for prepping the surface

*Can be cut to fit vanities 60" or smaller



Watch a quick overview video!

Scan the QR code or visit
<https://delivr.com/2crzv>

TOP IT OFF

The power of selection is yours with the largest range of vanity tops. In keeping with industry trends, we offer 3 types of vanity tops at 3 tiered price points—Quartz, Natural Stone, and Engineered Materials. Most vanity tops are cut with an 8" 3-hole faucet spread, either an oval or rectangle bowl, and include a 4" tall matching backsplash (except White Stone Resin). Optional sidesplashes are also available (see page 283).

SPECIAL TOP CONFIGURATIONS:




36" Left Offset—have a left offset bowl, so a special top is required. "CAD-ADD" is added to the part number to designate this configuration. **Example: TOPO37SGCAD-ADD**



42" Left Offset—This new top size is designated with the suffix "-LFT"
Example: TOPR43WC-LFT



60" Single Bowl—Used with the 60" single bowl vanity (Chatham collection). "61S" is added to the part number to designate this configuration. **Example: TOPO61SBO**



RE - White Stone Resin—This top comes with an integrated rectangle bowl and no backsplash. No bowl addition is required. **Example: TOPR37RE**



WQ - White Quartz—This top has a single-hole faucet configuration for 25" & 31" tops.
Example: TOPR31WQ-1

Vanity Top Swatch Kits

Jeffrey Alexander top swatch kits are available from your sales representative.

SKU: VNTOPSWATCH-KIT



**Ask about our
Vanity Display
Program!**

Top swatch kits are included FREE with participation in our Vanity Display Program.

BOWL OPTIONS



VN2-OVAL-15 - Oval Bowl
Used on all sizes of tops



VN2-RECT-16 - Rectangle Bowl
Used on 25" tops



VN2-RECT-19 - Rectangle Bowl
Used on all 31", 37", 43", 49", and 61" tops

For more information on porcelain bowls, see page 294.

THE BEAUTY IS IN THE DETAILS

Create the ideal space with the exact textures and beauty that the space deserves. Accentuate your bathroom design by selecting from 12 carefully curated Jeffrey Alexander tops available in an array of colors, veining, and price points.

QUARTZ




CALACATTA VIENNA QUARTZ (CQ)

This quintessential quartz pattern showcases the flow of refined veining throughout a white core. Calacatta Vienna Quartz mimics the movement of natural stone while possessing the strength and durability of quartz.

Note: The veining thickness ranges from 4 mm to 63 mm and averages between 30 mm and 50 mm thick.


Material thickness: 18 mm



GREY QUARTZ (GQ)

Classically smooth, warm grey tones are consistent throughout the entire quartz surface. The visual versatility of grey is combined with the durability of quartz to create a vanity top that will pair well with most any vanity base finish.

Material thickness: 18 mm



WHITE QUARTZ (WQ) **NEW**

Elevate your bathroom with the ethereal allure of White Quartz. The soft white hue and sleek surface create a tranquil ambiance, transforming your daily routines into moments of luxurious indulgence.

Material thickness: 18 mm

Only available with rectangle bowl cutout option.

Available with single hole faucet option (25" and 31" only).



CALACATTA BLACK QUARTZ (BQ) **RETIRED**

The intense contrast of black and white is amplified in this polished Calacatta Black Quartz. Light and dark merge with the strength and durability of quartz to make a bold statement.

Note: The veining thickness ranges from 4 mm to 63 mm and averages between 30 mm and 50 mm thick.

Material thickness: 18 mm

NATURAL STONE




WHITE CARRARA MARBLE (WC)

White Carrara Marble is a timeless natural stone that creates a neutral, clean space. Dark grey veining undulates throughout the stone as it weaves its way across the surface.



Material thickness: 25 mm




GREY MARBLE (MG)

The multitude of natural striations leads your eyes across this gorgeous surface. The grey ranges from deep charcoal to matte white and everything in between.



Material thickness: 18 mm




BLUE LIMESTONE (LS)

Blue Limestone exudes personality with the wide array of natural earthy tones that meld together to create a fusion of polished texture. Colors range from soft brown undertones to shale grey flecks.



Material thickness: 25 mm



BLACK GRANITE (BG)

Golden flecks bring out the natural elements of this polished black surface. Granite continues as a trending countertop material and is a great option for bathrooms.



Material thickness: 25 mm

ENGINEERED MATERIALS



WHITE STONE RESIN (RE) *NEW*

This crisp, glossy white engineered material is made from a stone composite and features an integrated rectangular bowl, giving any vanity a sleek, contemporary feel.

Material thickness: 64 mm

Only available with an integrated rectangle bowl.

Tops for Gardner & Tempest have a single-hole faucet configuration.



ARCTIC STONE (AS) **RETIRED**

Soft specks of white and subtle striations of grey create a light and airy alabaster pattern that is incorporated throughout the entire stone.

Material thickness: 25 mm



BOULDER (BO) **RETIRED**

Grey mid-tones and flecks of white blend to create a warm, deep grey visual texture that is reminiscent of majestic boulders glistening in the bright sun.

Material thickness: 25 mm



STEEL GREY (SG) **RETIRED**

Small bits of white and grey merge into a neutral salt and pepper finish. This neutral grey is spread evenly throughout, creating an ideal surface.

Material thickness: 25 mm



We have sidesplashes, too! The sidesplashes are manufactured to be universal and can be used in both left and right configurations. Each piece is 4" tall and will be the same thickness as the matching top material.

To order a sidesplash, simply choose the same material as the vanity top and use the part number key to determine the item number.

MIRRORS

The power of selection extends to choosing a mirror that coordinates with your style. Mix and match any mirror to complete the look!

16" MIRRORS



FINISH	MIRROR
Grey	MIR2CAD-16-GR 16" x 1" x 27-15/16"
White	MIR2CAD-16-WH 16" x 1" x 27-15/16"
NEW Hale Blue	MIR2CAD-16-BL 16" x 1" x 27-15/16"

24" MIRRORS



RETIRED

FINISH	MIRROR
Black	MIR2ADL-24-BK 24" x 1-1/2" x 28"
Forest Green	MIR2ADL-24-GN 24" x 1-1/2" x 28"
White	MIR2ADL-24-WH 24" x 1-1/2" x 28"



FINISH	MIRROR
Black	MIR2CAD-24-BK 24" x 1" x 28"
Hale Blue	MIR2CAD-24-BL 24" x 1" x 28"
Blue Steel	MIR2CAD-24-BS 24" x 1" x 28"
Forest Green	MIR2CAD-24-GN 24" x 1" x 28"
Grey	MIR2CAD-24-GR 24" x 1" x 28"
White	MIR2CAD-24-WH 24" x 1" x 28"
Weathered Grey	MIR2CAD-24-WG 24" x 1" x 28"
NEW Dark Walnut	MIR2CAD-24-DW 24" x 1" x 28"
NEW Natural Oak	MIR2CAD-24-NO 24" x 1" x 28"

22" MIRRORS



RETIRED

FINISH	MIRROR
Espresso	MIR2AST-22-ES 22" x 1-1/4" x 34"
White	MIR2AST-22-WH 22" x 1-1/4" x 34"



FINISH	MIRROR
NEW Black	MIR2CHA-22-BK 22" x 1-1/2" x 34"
Hale Blue	MIR2CHA-22-BL 22" x 1-1/2" x 34"
NEW Forest Green	MIR2CHA-22-GN 22" x 1-1/2" x 34"
Chocolate	MIR2CHA-22-CH 22" x 1-1/2" x 34"
Grey	MIR2CHA-22-GR 22" x 1-1/2" x 34"
White	MIR2CHA-22-WH 22" x 1-1/2" x 34"
NEW Blue Steel	MIR2CHA-22-BS 22" x 1-1/2" x 34"



FINISH	MIRROR
Black	MIR2CAD-22-BK 22" x 1" x 28"
Hale Blue	MIR2CAD-22-BL 22" x 1" x 28"
Blue Steel	MIR2CAD-22-BS 22" x 1" x 28"
NEW Forest Green	MIR2CAD-22-GN 22" x 1" x 28"
Grey	MIR2CAD-22-GR 22" x 1" x 28"
White	MIR2CAD-22-WH 22" x 1" x 28"
Weathered Grey	MIR2CAD-22-WG 22" x 1" x 28"
NEW Dark Walnut	MIR2CAD-22-DW 22" x 1" x 28"
NEW Natural Oak	MIR2CAD-22-NO 22" x 1" x 28"

28" MIRRORS



RETIRED

FINISH	MIRROR
Espresso	MIR2AST-28-ES 28" x 1-1/4" x 34"



FINISH	MIRROR
NEW Black	MIR2CHA-28-BK 28" x 1-1/2" x 34"
Hale Blue	MIR2CHA-28-BL 28" x 1-1/2" x 34"
Chocolate	MIR2CHA-28-CH 28" x 1-1/2" x 34"
Forest Green	MIR2CHA-28-GN 28" x 1-1/2" x 34"
Grey	MIR2CHA-28-GR 28" x 1-1/2" x 34"
White	MIR2CHA-28-WH 28" x 1-1/2" x 34"
NEW Blue Steel	MIR2CHA-28-BS 28" x 1-1/2" x 34"

33" MIRRORS



FINISH	MIRROR
Black	MIR2CAD-33-BK 33" x 1" x 28"
Hale Blue	MIR2CAD-33-BL 33" x 1" x 28"
Blue Steel	MIR2CAD-33-BS 33" x 1" x 28"
Forest Green	MIR2CAD-33-GN 33" x 1" x 28"
Grey	MIR2CAD-33-GR 33" x 1" x 28"
White	MIR2CAD-33-WH 33" x 1" x 28"
Weathered Grey	MIR2CAD-33-WG 33" x 1" x 28"
NEW Dark Walnut	MIR2CAD-33-DW 33" x 1" x 28"
NEW Natural Oak	MIR2CAD-33-NO 33" x 1" x 28"

40" MIRRORS



FINISH	MIRROR
NEW Black	MIR2CHA-40-BK 40" x 1-1/2" x 34"
Hale Blue	MIR2CHA-40-BL 40" x 1-1/2" x 34"
Chocolate	MIR2CHA-40-CH 40" x 1-1/2" x 34"
Grey	MIR2CHA-40-GR 40" x 1-1/2" x 34"
White	MIR2CHA-40-WH 40" x 1-1/2" x 34"
NEW Blue Steel	MIR2CHA-40-BS 40" x 1-1/2" x 34"

MIRROR FRAME FINISHES



MIRRORS

The power of selection extends to choosing a mirror that coordinates with your style. Mix and match any mirror to complete the look!

NEW


Jeffrey Alexander's new minimalistic metal frame mirrors add a luxurious touch to bathroom décor with clean lines and trendy style. These mirrors are crafted from durable steel, finished with meticulous attention to detail, and feature premium glass with a shatter-proof backing. Hanging mirrors is easy with our new wide, durable mounting system.



VMIR-METC-30BG



VMIR-METR-22MB



VMIR-METR-24SBZ



VMIR-METR-33SN


FINISH	MIRROR
Brushed Gold	VMIR-METC-30BG 30" x 1"
Matte Black	VMIR-METC-30MB 30" x 1"
Satin Bronze	VMIR-METC-30SBZ 30" x 1"
Satin Nickel	VMIR-METC-30SN 30" x 1"

FINISH	MIRROR
Brushed Gold	VMIR-METR-22BG 22" x 1" x 30"
Matte Black	VMIR-METR-22MB 22" x 1" x 30"
Satin Bronze	VMIR-METR-22SBZ 22" x 1" x 30"
Satin Nickel	VMIR-METR-22SN 22" x 1" x 30"

FINISH	MIRROR
Brushed Gold	VMIR-METR-24BG 24" x 1" x 30"
Matte Black	VMIR-METR-24MB 24" x 1" x 30"
Satin Bronze	VMIR-METR-24SBZ 24" x 1" x 30"
Satin Nickel	VMIR-METR-24SN 24" x 1" x 30"

FINISH	MIRROR
Brushed Gold	VMIR-METR-33BG 33" x 1" x 28"
Matte Black	VMIR-METR-33MB 33" x 1" x 28"
Satin Bronze	VMIR-METR-33SBZ 33" x 1" x 28"
Satin Nickel	VMIR-METR-33SN 33" x 1" x 28"

— MIRROR FRAME FINISHES —



(BG) Brushed Gold (MB) Matte Black (SBZ) Satin Bronze (SN) Satin Nickel

VANITY SELECTION GUIDE



SKU: CATVANSLCT23-1

SHOWROOM DISPLAY

Ask your sales representative for special pricing discount on vanity displays!



Dashwood Collection
 Vanity: VN2DAS-36-WH-NT
 Top: Not Shown
 Bowl: Not Shown
 Mirror: VMIR-METR-33BG

VANITY ORDERING TOOL



VANITY CONFIGURATOR



VANITY SWATCH KITS



SKU: VNWATCH-KIT



SKU: VNTOPSWATCH-KIT

For more information on these helpful resources, contact your local sales representative.

FINISH KEY

	Black	Blue Steel	Chocolate	Dark Walnut	Espresso	Forest Green	Grey	Hale Blue	Natural Oak	Weathered Grey	White
24" Astoria*					•		•				•
30" Astoria*					•		•				•
36" Astoria*					•		•				•
48" Astoria*					•		•				•
18" Cade							•				•
24" Cade	•						•				•
30" Cade	•						•				•
36" Cade	•				•		•	•			•
48" Cade	•						•	•			•
60" Cade (Double)	•						•				•
18" Chatham							•	•			•
24" Chatham		•	•				•	•			•
30" Chatham		•	•			•	•	•			•
36" Chatham		•	•				•	•			•
48" Chatham		•	•				•	•			•
60" Chatham (Single)			•				•				•
60" Chatham (Double)			•				•				•
24" Dashwood				•					•		•
30" Dashwood		•		•					•		•
36" Dashwood		•		•					•		•
42" Dashwood				•					•		•
48" Dashwood		•		•					•		•
60" Dashwood (Double)				•					•		•
30" Gardner		•		•					•		•
36" Gardner		•		•					•		•
48" Gardner		•		•					•		•
30" Kipling	•			•					•		•
36" Kipling	•			•					•		•
48" Kipling	•			•					•		•
60" Kipling (Double)	•			•					•		•
24" Jubilee				•			•		•	•	•
30" Jubilee				•			•		•	•	•
36" Jubilee				•			•		•	•	•
42" Jubilee				•			•		•	•	•
48" Jubilee				•			•		•	•	•
60" Jubilee (Double)				•			•		•	•	•
24" Katara	•						•	•			•
30" Katara	•	•				•	•	•			•
36" Katara	•	•				•	•	•			•
42" Katara	•	•				•	•	•			•
48" Katara	•	•				•	•	•			•
60" Katara (Double)	•						•	•			•

	Black	Blue Steel	Chocolate	Dark Walnut	Espresso	Forest Green	Grey	Hale Blue	Natural Oak	Weathered Grey	White
24" Pascal				•			•		•	•	•
30" Pascal		•		•			•		•	•	•
36" Pascal		•		•			•		•	•	•
42" Pascal				•			•		•		•
48" Pascal		•		•			•		•	•	•
60" Pascal (Double)				•			•		•	•	•
24" Percival	•						•	•			•
30" Percival	•						•	•			•
36" Percival	•						•	•			•
24" Savino*							•				•
30" Savino*							•				•
36" Savino*							•				•
48" Savino*							•				•
60" Savino (Double)*							•				•
30" Tempest		•		•					•		•
36" Tempest		•		•					•		•
48" Tempest		•		•					•		•
24" Theodora	•	•					•	•			•
30" Theodora	•	•				•	•	•			•
36" Theodora	•	•				•	•	•			•
48" Theodora	•	•				•	•	•			•
60" Theodora (Double)	•	•				•	•	•			•
24" Wavecrest							•			•	•
30" Wavecrest						•	•	•		•	•
36" Wavecrest						•	•	•		•	•
48" Wavecrest						•	•	•		•	•
60" Wavecrest (Double)							•			•	•

*This collection is retired. Call for availability.