



Confused by lighting design?

Let our qualified Design Services team help with a FREE layout and quote!

Receive a Lighting Quote in 3 easy steps



Complete

The digital Customer Quote Form on the next page

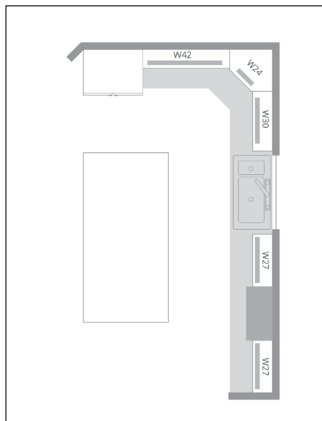
Attach

Your floor plans or elevations with dimensions

Email

DesignAndSupport@TaskLighting.com to receive a FREE layout and quote

The form includes fields for Job Name, Date Needed By, Dealer Name, and Dealer No. It also features sections for 'TYPE OF PROJECT', 'TYPE OF LIGHTING', 'SELECT KELVIN TEMPERATURE', 'TYPE OF POWER SUPPLY', 'SELECT ANGLE POWER STRIP SERIES', and 'SELECT FINISH OPTION'.



The digital Customer Quote Form with a floor plan diagram overlaid on it, showing how the form is used in conjunction with a site plan.

Don't know where to start?

Do you have more questions before completing and submitting your quote form? Call **866-848-9094** or email **DesignAndSupport@TaskLighting.com**. Get connected with one of our friendly in-house Design Services team members to help you pick out the lighting & power products that will work best in the space.

A detailed lighting layout diagram showing a room with various lighting fixtures and power supply components. A table lists the items with their quantities and item numbers:

QUANTITY	SYMBOL	ITEM NUMBER
1	[Symbol]	L-VW650-16-40 16 ft roll Vinyl Series, LED Tape Light 200 LUMENS/FOOT
1	[12]	T-12N-12V-F1 12 watt plug-in power supply
1	[36]	T-36N-12V-F1 36 watt plug-in power supply
2	[Symbol]	T-1Q-WIRE 16 watt wire
1	[Symbol]	T-CW306-17R-25 20 gauge stranded, white jacket, 25 ft roll
2	[Symbol]	L-APN-425R 3M Adhesive Promoter Wipes
2	[Symbol]	L-EMM-826F-W Tape light to wire connector
1	[Symbol]	T-1Q-2Z-REC-8F-10T Quarter 2 Zone controller

The diagram also shows a power supply unit, a remote control, and a receiver. At the bottom, there is a contact information box for TASK lighting & power, including the email DesignAndSupport@tasklighting.com and phone number 866-848-9094.

Sample layout from Design Services showing LED tape lighting



Job Name _____

Date Needed By _____

Dealer Name _____

Dealer No. _____

Notes _____

TYPE OF PROJECT	Residential	Showroom	Commercial
------------------------	-------------	----------	------------

SELECT ANGLE POWER STRIP SERIES

TR Series duplex receptacle	TR-USB Series USB included	TRS Series switch included	APT Series slim profile	Not needed for this project
---------------------------------------	--------------------------------------	--------------------------------------	-----------------------------------	------------------------------------

SELECT FINISH OPTION

for angle power strip

Black (BK)	Bronze (BZ)	Satin Nickel (SN)	White (WT)
----------------------	-----------------------	-----------------------------	----------------------

TYPE OF LIGHTING

check all that apply

Tape Lighting

No Profile

Angled Profile

Flat Profile

Recessed Profile

Linear Fixtures

Angled Profile

Flat Profile

Recessed Profile

Multi-Color RGB

Puck Lights
Finish Options Available

SELECT LIGHTED POWER STRIP SERIES

Single-White DV Series Built-in power supply	Single-White RM Series Remote power supply	Tunable-White RM Series Remote power supply	Not needed for this project
--	--	---	------------------------------------

SELECT FINISH OPTION

for lighted power strip

Black (BK)	Bronze (BZ)	Satin Nickel (SN)	White (WT)
----------------------	-----------------------	-----------------------------	----------------------

SELECT KELVIN TEMPERATURE

for LED Lighting

2700K warm white	3000K soft white	4000K cool white	5000K daylight white	2700K-5000K tunable-white
----------------------------	----------------------------	----------------------------	--------------------------------	-------------------------------------

SELECT LUMEN OUTPUT

for LED Lighting

ACCENT 0-149 Lm/Ft	STANDARD 150-399 Lm/Ft	HIGH 400-599 Lm/Ft	HIGHER 600+ Lm/Ft
------------------------------	----------------------------------	------------------------------	-----------------------------

SELECT VOLTAGE

for LED Lighting

Low Voltage 12-volt	Low Voltage 24-volt	120V Bar Light
-------------------------------	-------------------------------	--------------------------

TYPE OF POWER SUPPLY

Plug-In – uses a WIRELESS Dimming System

NOTE: The Wireless Controller can be mounted in a Custom TR Series Angle Power Strip

Waterproof Hardwired – uses a WIRELESS Dimming System

Hardwired – uses a HARDWIRED Dimming System (not compatible with tunable-white lighting)

TYPE OF APPLICATION (ZONE)

check all that apply

Under Cabinet
cabinet style

Interior Cabinet

Above Cabinet

Framed

Frameless

Toe-Kick

Above Sink

Drawer

Other – please describe _____

HOW MANY ZONES?

In your lighting project, a Zone is a location requiring a separate LED dimming receiver.

An example of multiple zones in a project, is when you want to dim or turn off your above cabinet separately from under cabinet.

HOW MANY AREAS?

In your lighting project, an Area is a location requiring a separate power supply.

An example of requiring more than one area in a project, is when wire cannot be run across the entire space to be lit due to an obstruction, such as a doorway.

ZONE LIGHTING EXAMPLE

